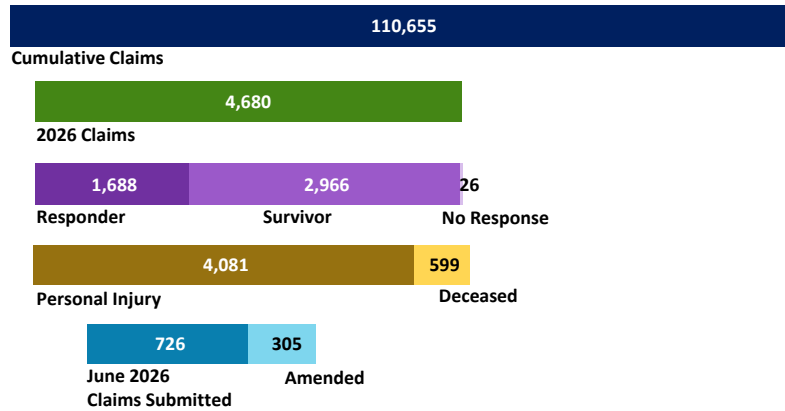


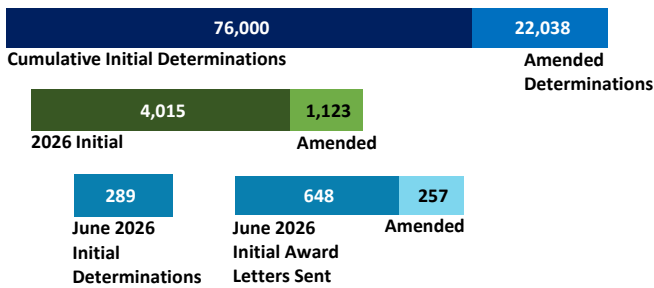
VCF Program Statistics As of June 30, 2026

VCF At-A-Glance


CLAIMS SUBMITTED



DETERMINATIONS RENDERED



DOLLARS AWARDED



Claim Review Timeline*

Claims submitted prior to March 2025 are currently receiving award decisions.

Claims submitted prior to April 2025 are currently in substantive review.

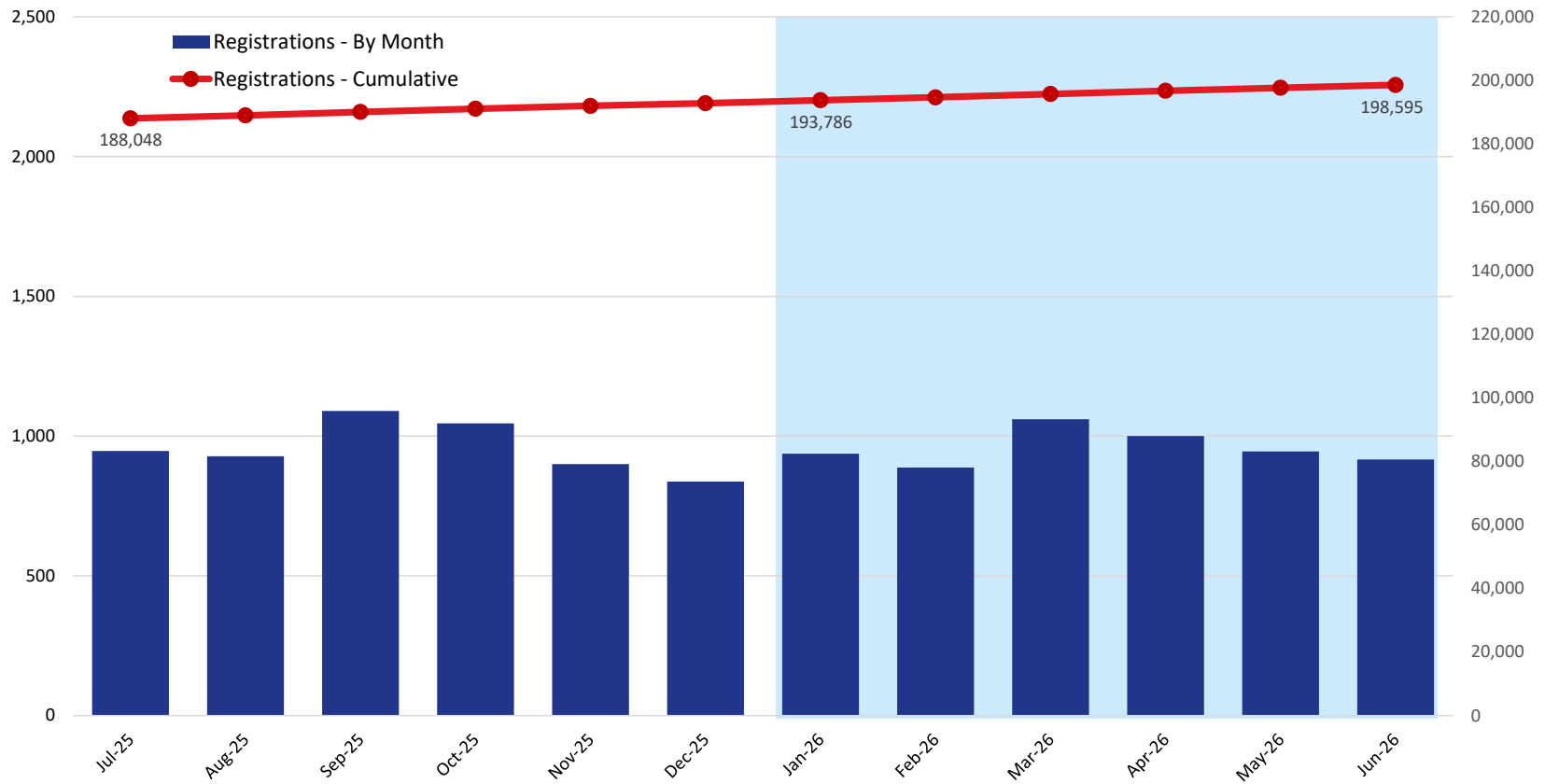
Claims submitted in May - August 2025 will come under substantive review soon.

Claims submitted prior to September 2025 are in preliminary review.

* This timeline applies only to claims that are submitted in good order, meaning they have the required documents the VCF needs in order to determine the claimant's eligibility and calculate the award. Claims that are made inactive or placed on hold because they were not submitted with the required documents take significantly longer to review and are not reflected in this timeline.

VCF Program Statistics As of June 30, 2026

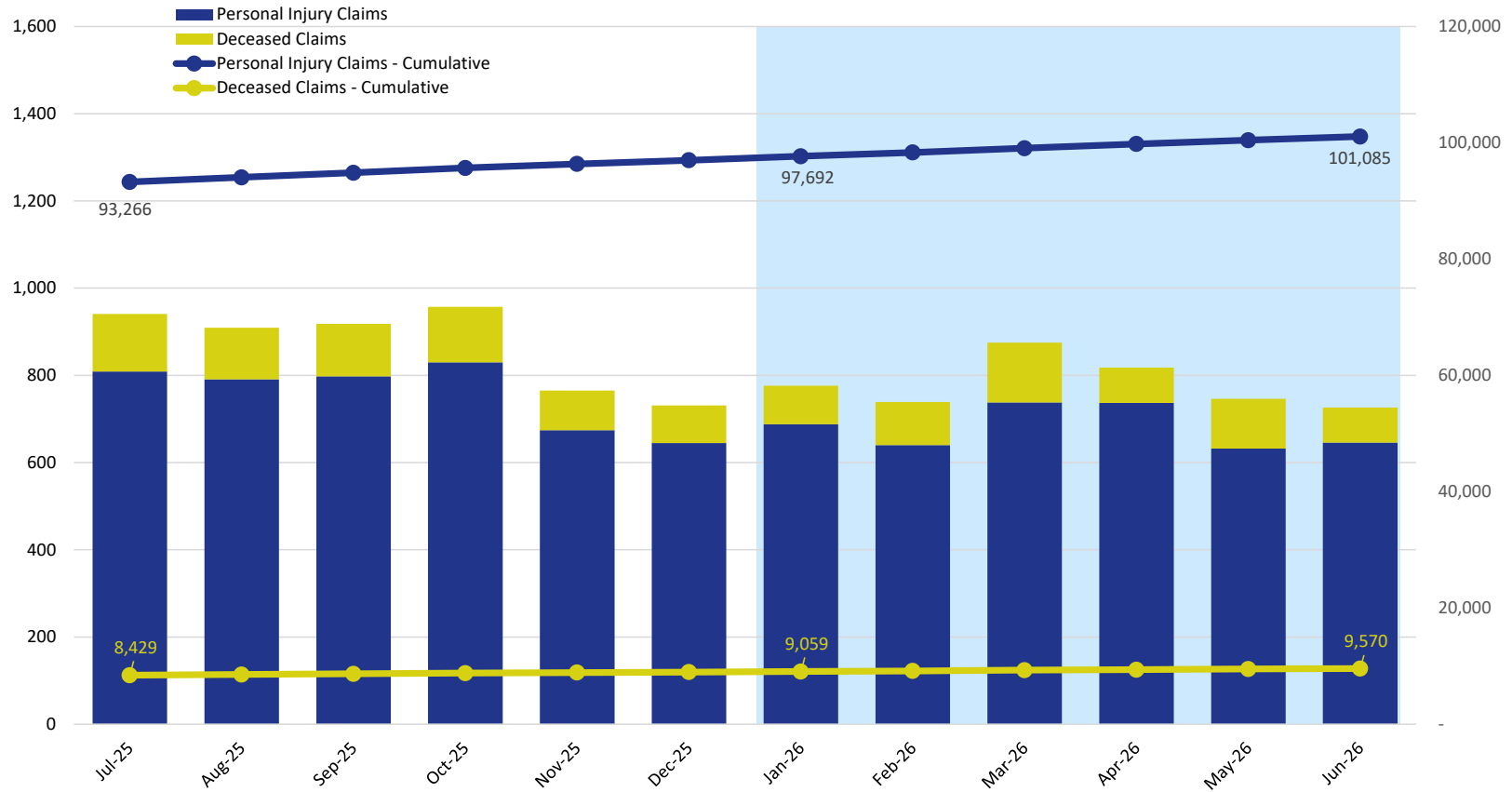
Unique Registrations



	2025						2026					
	Jul	Aug	Sep	Oct	Nov	Dec	Jan	Feb	Mar	Apr	May	Jun
Registrations - By Month	947	928	1,090	1,046	900	837	937	888	1,060	1,000	945	916
Registrations - Cumulative	188,048	188,976	190,066	191,112	192,012	192,849	193,786	194,674	195,734	196,734	197,679	198,595

VCF Program Statistics As of June 30, 2026

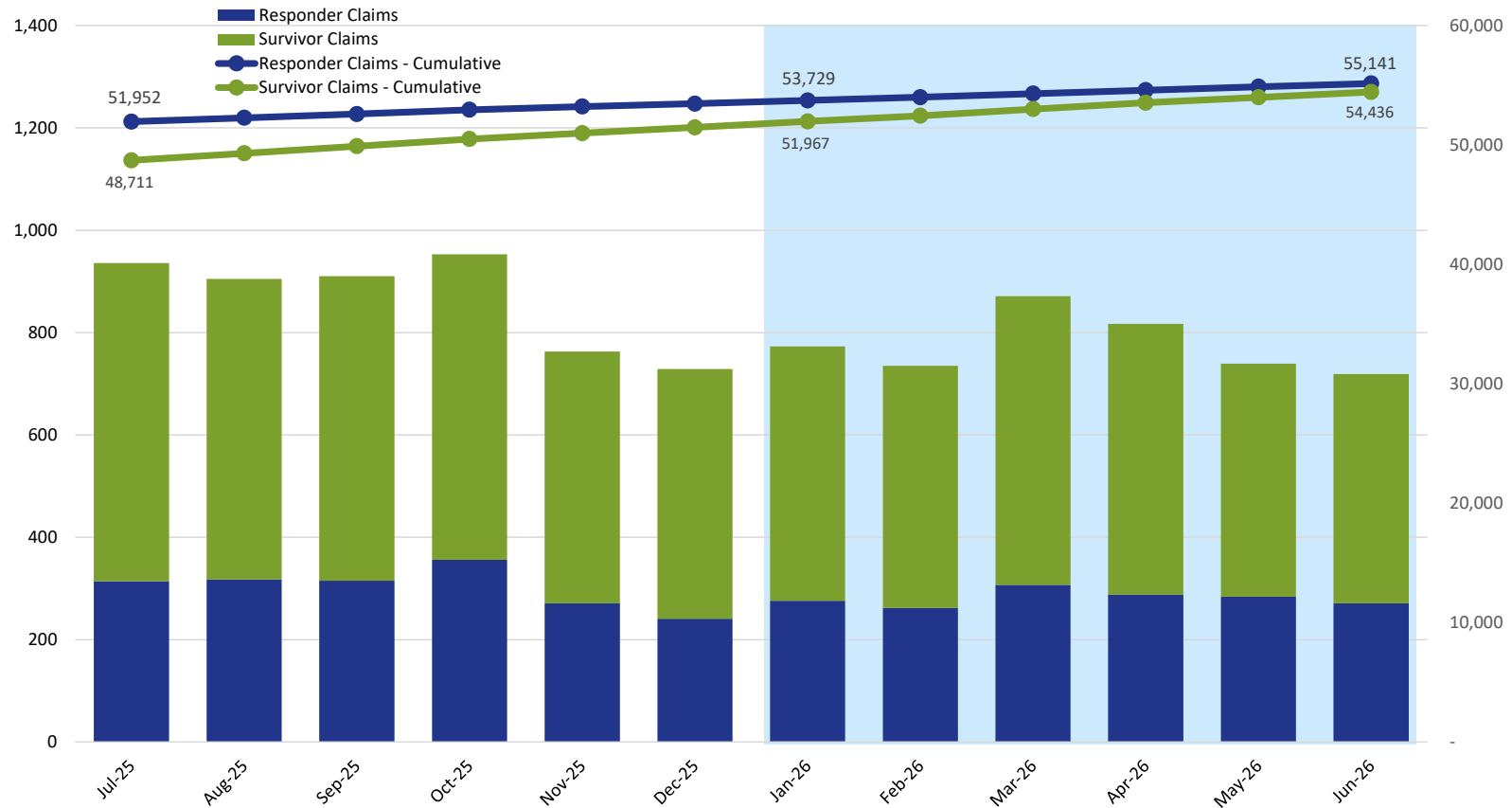
Claims Submitted by Month: Personal Injury & Deceased



	2025						2026					
	Jul	Aug	Sep	Oct	Nov	Dec	Jan	Feb	Mar	Apr	May	Jun
Personal Injury Claims	809	791	798	830	674	645	688	640	738	737	632	646
Deceased Claims	132	118	120	127	91	86	88	99	137	81	114	80
Unknown Claims	-	-	-	-	-	-	-	-	-	-	-	-
Claims - Cumulative	101,695	102,604	103,522	104,479	105,244	105,975	106,751	107,490	108,365	109,183	109,929	110,655

VCF Program Statistics As of June 30, 2026

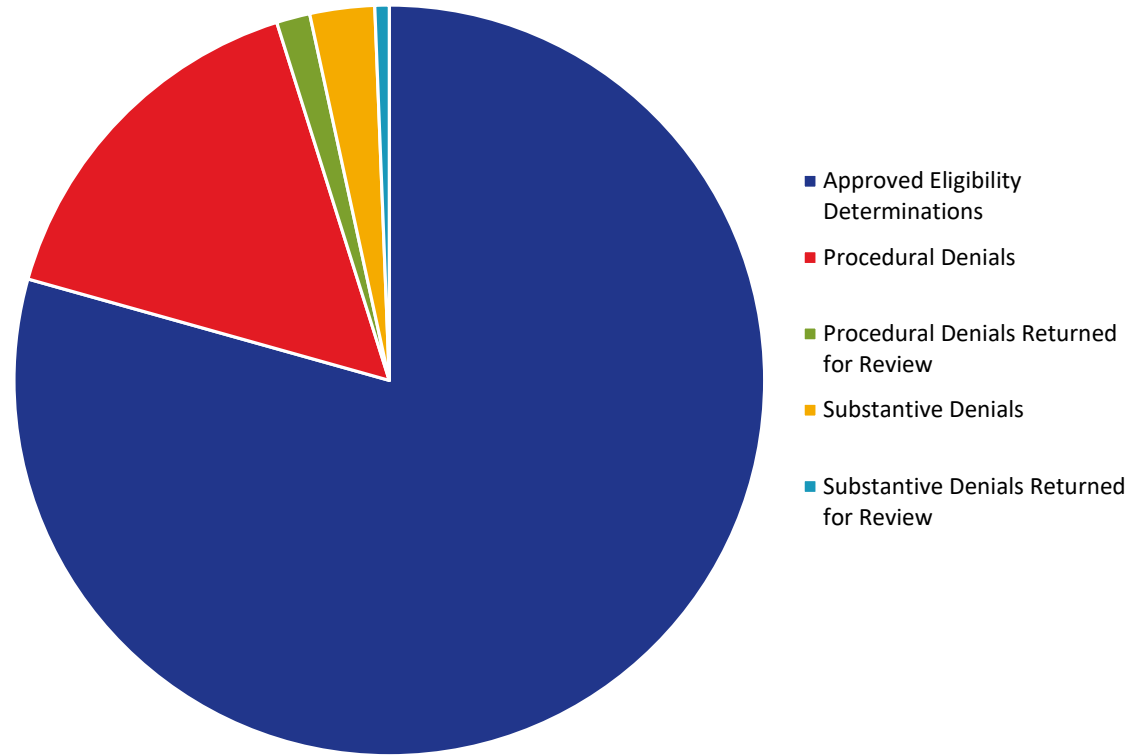
Claims Submitted by Month: Responder & Survivor



	2025						2026					
	Jul	Aug	Sep	Oct	Nov	Dec	Jan	Feb	Mar	Apr	May	Jun
Responder Claims	314	318	315	356	271	241	276	262	307	288	284	271
Survivor Claims	622	587	595	597	492	488	497	473	564	529	455	448
No Response Claims	5	4	8	4	2	2	3	4	4	1	7	7
Claims - Cumulative	101,695	102,604	103,522	104,479	105,244	105,975	106,751	107,490	108,365	109,183	109,929	110,655

VCF Program Statistics As of June 30, 2026

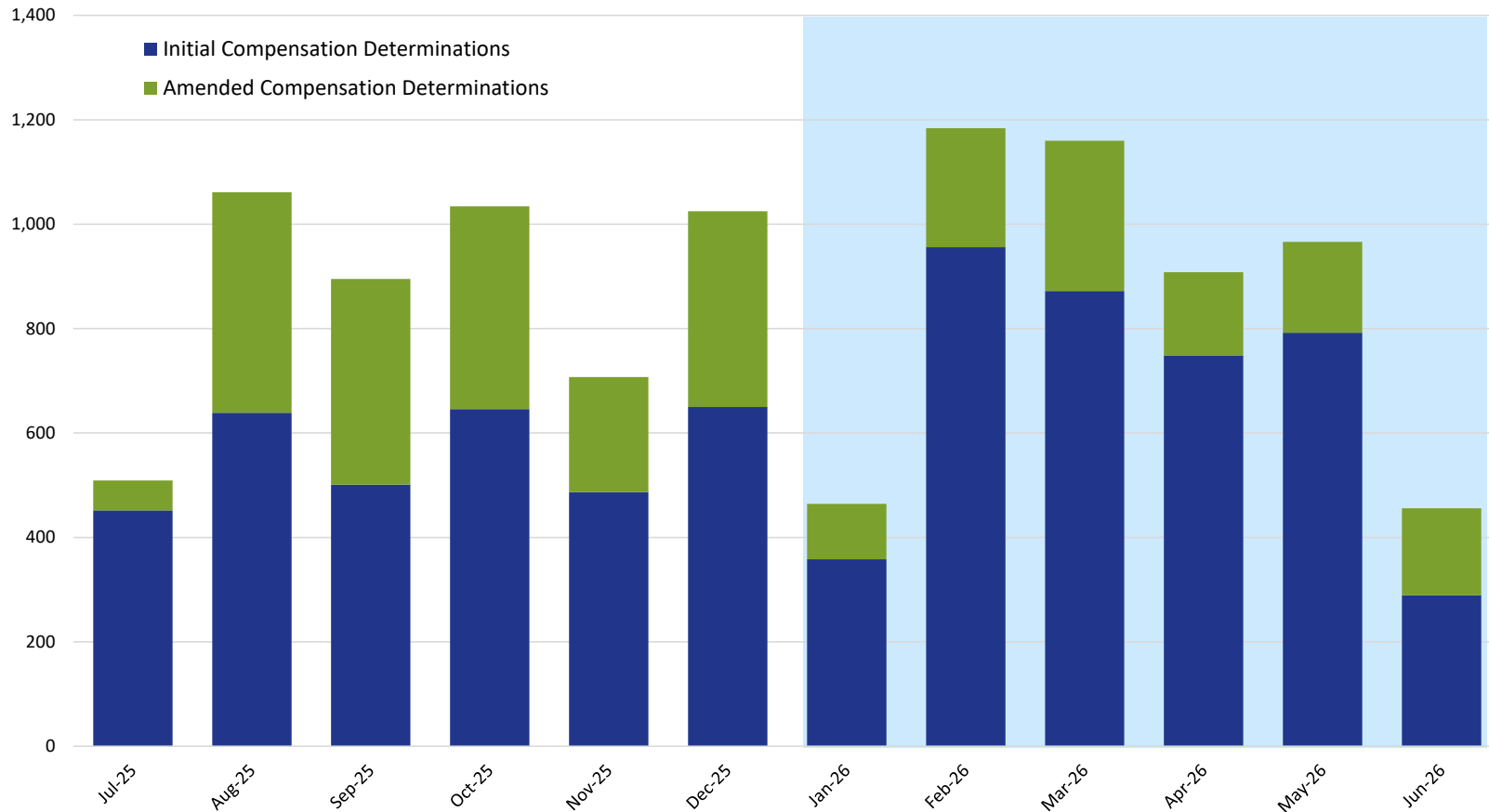
Eligibility



	2025						2026					
	Jul	Aug	Sep	Oct	Nov	Dec	Jan	Feb	Mar	Apr	May	Jun
Approved Eligibility Determinations	70,348	71,156	71,774	72,470	72,936	73,582	74,002	75,031	75,736	76,292	76,949	77,462
Procedural Denials	14,573	14,627	14,677	14,732	14,777	14,858	14,907	14,962	15,063	15,179	15,310	15,421
Procedural Denials Returned for Review	710	743	797	834	876	923	962	1,007	1,121	1,254	1,370	1,407
Substantive Denials	2,162	2,227	2,233	2,342	2,379	2,419	2,446	2,487	2,557	2,614	2,666	2,721
Substantive Denials Returned for Review	132	158	162	177	198	223	260	370	458	508	576	604

VCF Program Statistics As of June 30, 2026

Compensation Determinations by Month: Initial & Amended

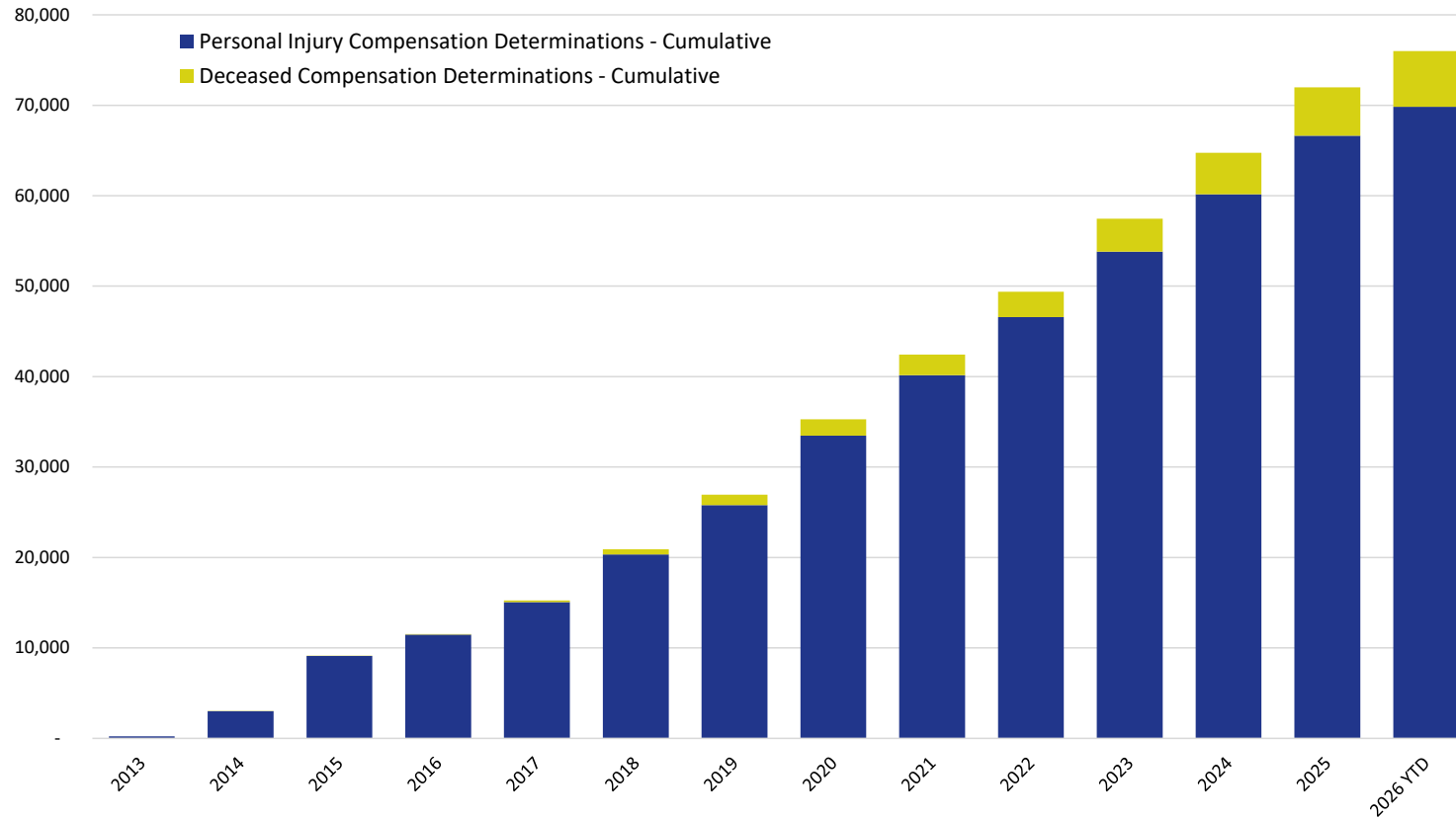


	2025						2026					
	Jul	Aug	Sep	Oct	Nov	Dec	Jan	Feb	Mar	Apr	May	Jun
Initial Compensation Determinations	452	639	501	646	487	650	358	956	872	748	792	289
Amended Compensation Determinations	57	422	394	388	220	375	106	228	288	160	174	167

NOTE: This chart includes only those compensation determinations for which the claimant has been notified by the VCF in writing of the amount of their award. Once a claimant is notified, the determination is counted on this chart, but it is reflected in the month in which the award was finalized and deemed ready for final quality checks, not in the month in which the claimant was notified. The VCF process includes a series of quality checks that are completed before a claimant is notified. These quality checks may take several weeks or longer. This means that there are claims for which substantive review has been completed but they are not counted on this chart because the claimant has not yet been notified of the award. This also means that the monthly numbers shown here for prior months will change from one report to the next as claims completed in earlier months finish the quality check process and claimants are notified.

VCF Program Statistics As of June 30, 2026

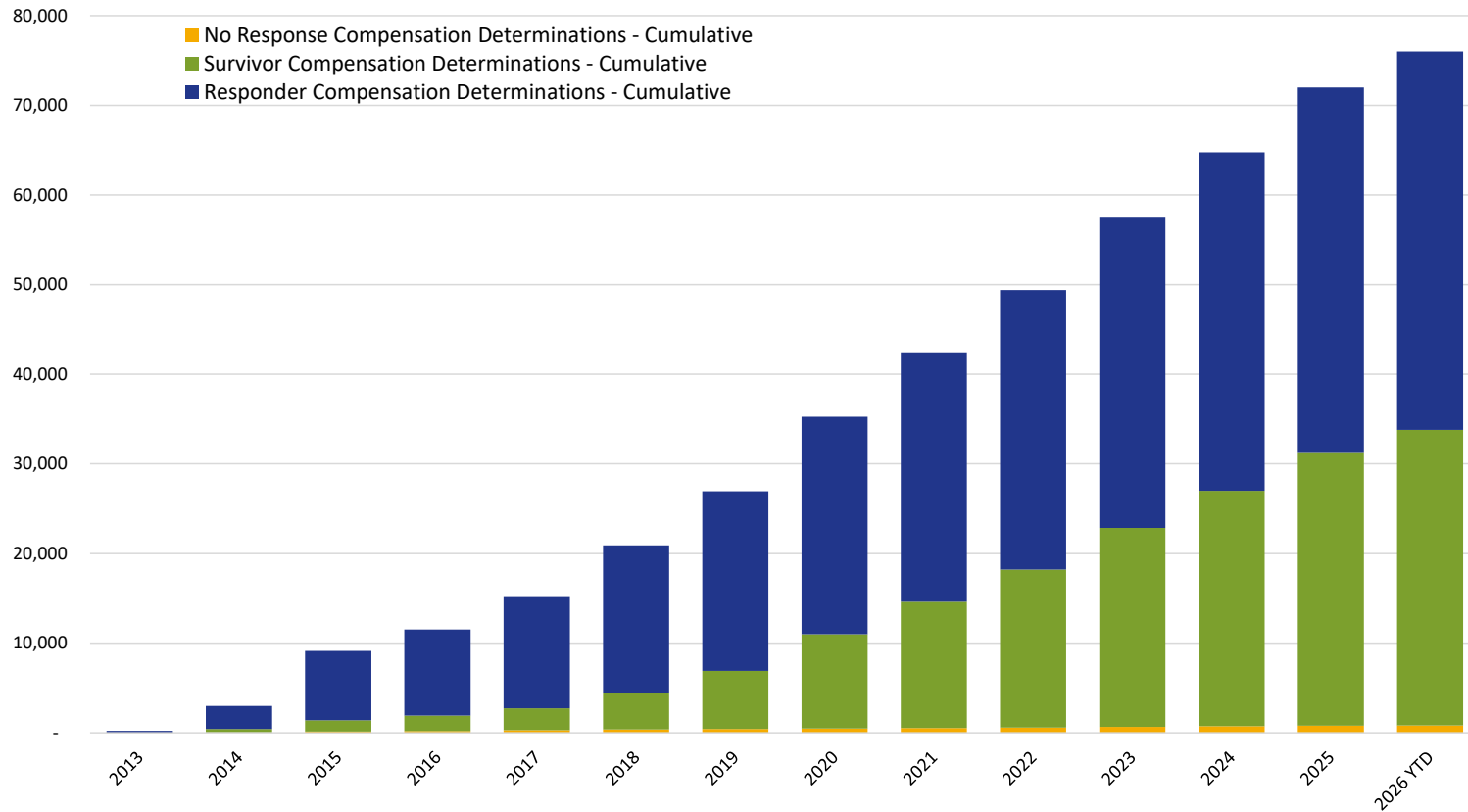
Cumulative Claims with Compensation Determinations Personal Injury & Deceased



	2013	2014	2015	2016	2017	2018	2019	2020	2021	2022	2023	2024	2025	2026 YTD
Personal Injury Compensation Determinations - Cumulative	225	3,001	9,112	11,472	15,059	20,333	25,796	33,476	40,148	46,580	53,815	60,163	66,639	69,835
Deceased Compensation Determinations - Cumulative	-	7	20	55	181	580	1,138	1,789	2,293	2,804	3,650	4,581	5,346	6,165

VCF Program Statistics As of June 30, 2026

Cumulative Claims with Compensation Determinations Responder & Survivor



	2013	2014	2015	2016	2017	2018	2019	2020	2021	2022	2023	2024	2025	2026 YTD
Responder Compensation Determinations - Cumulative	218	2,580	7,740	9,596	12,492	16,513	20,033	24,270	27,827	31,171	34,616	37,739	40,663	42,222
Survivor Compensation Determinations - Cumulative	6	403	1,262	1,738	2,463	4,030	6,459	10,522	14,088	17,620	22,177	26,267	30,530	32,958
No Response Compensation Determinations - Cumulative	1	25	130	193	285	370	442	473	526	593	672	738	792	820