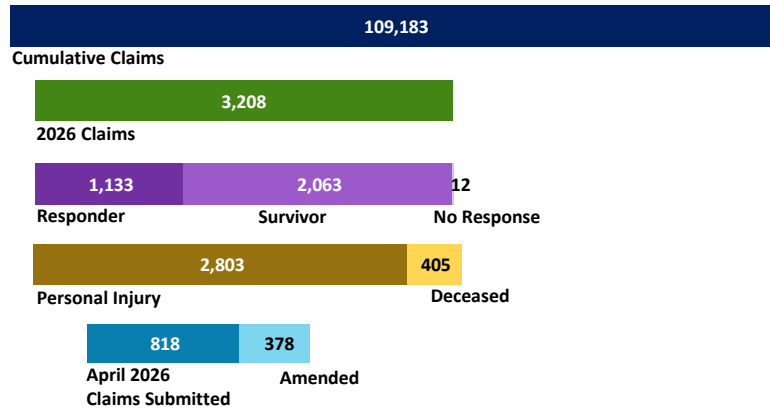


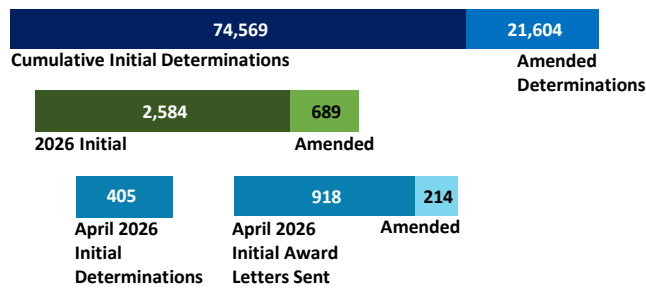
VCF Program Statistics As of April 30, 2026

VCF At-A-Glance


CLAIMS SUBMITTED



DETERMINATIONS RENDERED



DOLLARS AWARDED



Claim Review Timeline*

Claims submitted prior to January 2025 are currently receiving award decisions.

Claims submitted prior to February 2025 are currently in substantive review.

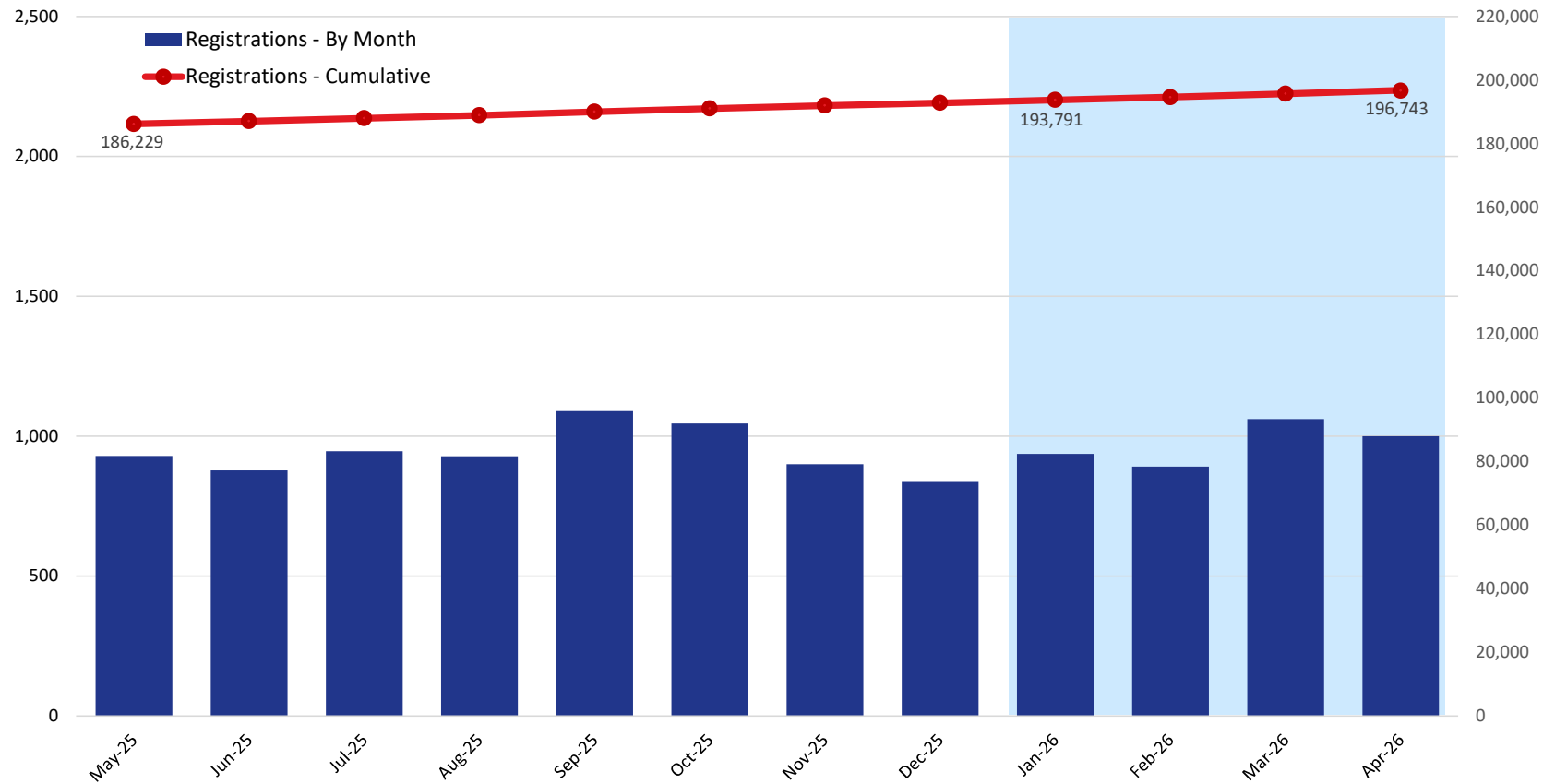
Claims submitted in March - June 2025 will come under substantive review soon.

Claims submitted prior to July 2025 are in preliminary review.

* This timeline applies only to claims that are submitted in good order, meaning they have the required documents the VCF needs in order to determine the claimant's eligibility and calculate the award. Claims that are made inactive or placed on hold because they were not submitted with the required documents take significantly longer to review and are not reflected in this timeline.

VCF Program Statistics As of April 30, 2026

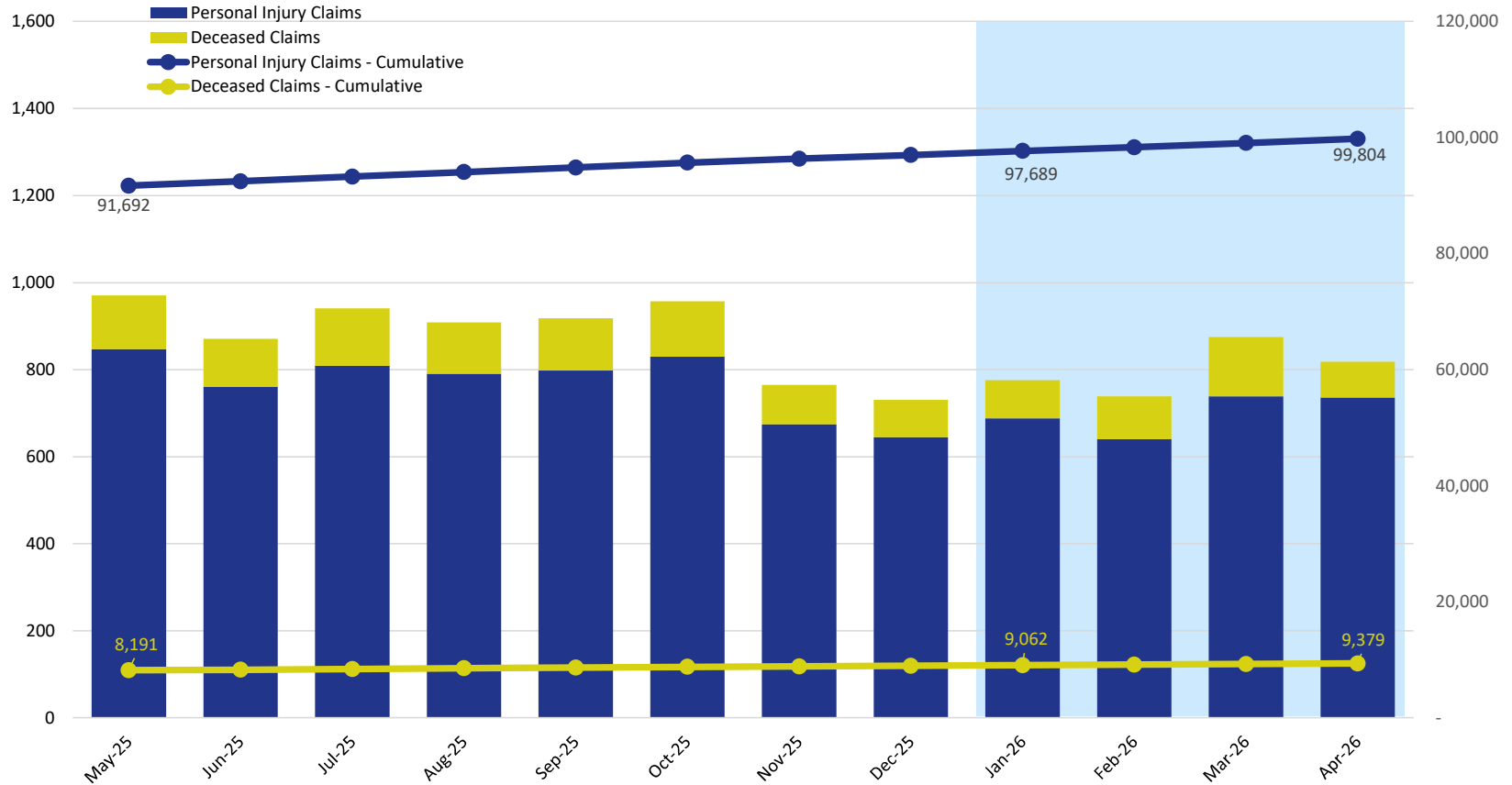
Unique Registrations



	2025								2026			
	May	Jun	Jul	Aug	Sep	Oct	Nov	Dec	Jan	Feb	Mar	Apr
Registrations - By Month	930	878	946	928	1,090	1,046	900	837	937	891	1,061	1,000
Registrations - Cumulative	186,229	187,107	188,053	188,981	190,071	191,117	192,017	192,854	193,791	194,682	195,743	196,743

VCF Program Statistics As of April 30, 2026

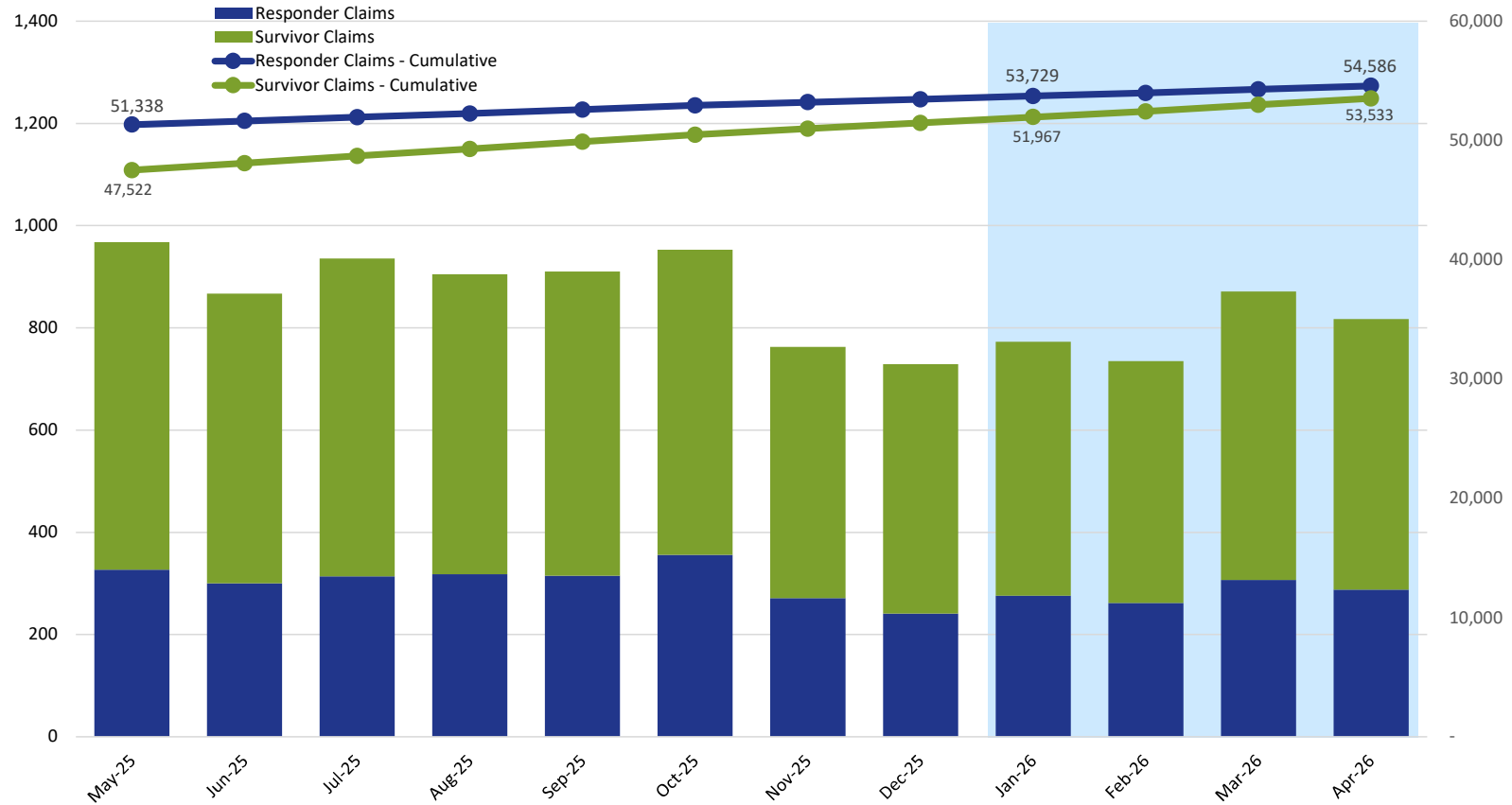
Claims Submitted by Month: Personal Injury & Deceased



	2025								2026			
	May	Jun	Jul	Aug	Sep	Oct	Nov	Dec	Jan	Feb	Mar	Apr
Personal Injury Claims	847	761	809	791	798	830	675	645	688	640	739	736
Deceased Claims	124	110	132	118	120	127	90	86	88	99	136	82
Unknown Claims	-	-	-	-	-	-	-	-	-	-	-	-
Claims - Cumulative	99,883	100,754	101,695	102,604	103,522	104,479	105,244	105,975	106,751	107,490	108,365	109,183

VCF Program Statistics As of April 30, 2026

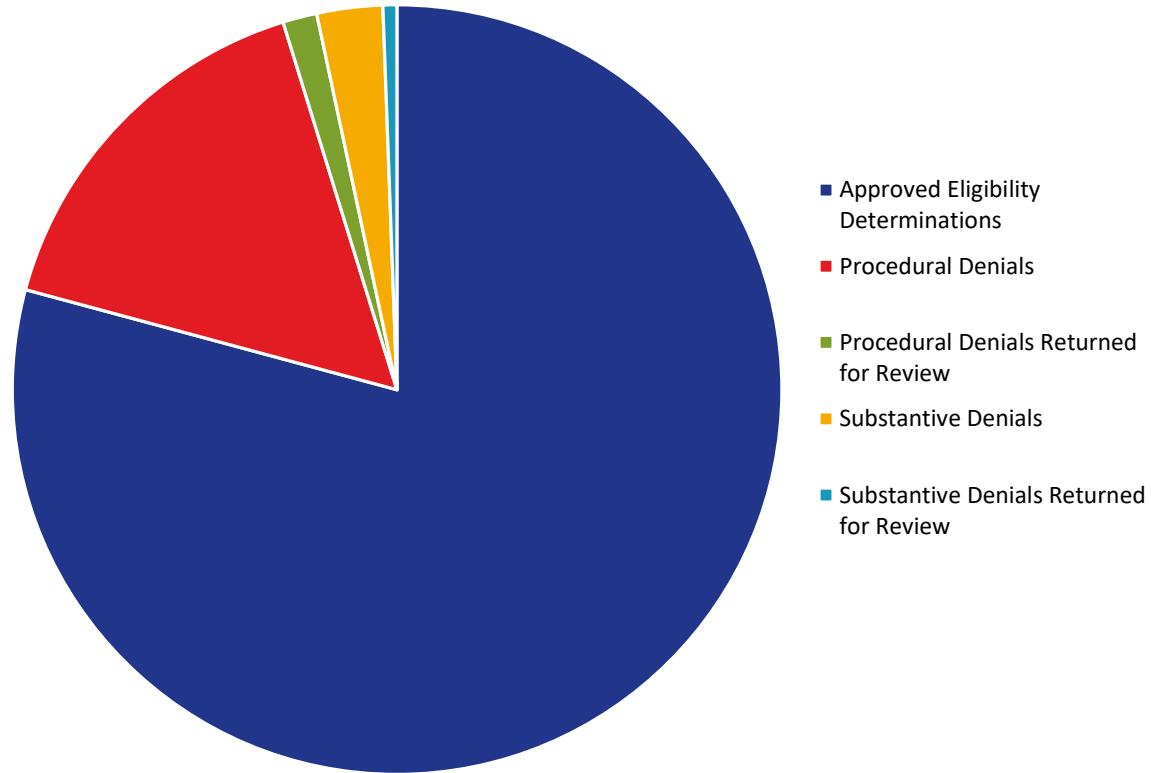
Claims Submitted by Month: Responder & Survivor



	2025								2026			
	May	Jun	Jul	Aug	Sep	Oct	Nov	Dec	Jan	Feb	Mar	Apr
Responder Claims	327	300	314	318	315	356	271	241	276	262	307	288
Survivor Claims	641	567	622	587	595	597	492	488	497	473	564	529
No Response Claims	3	4	5	4	8	4	2	2	3	4	4	1
Claims - Cumulative	99,883	100,754	101,695	102,604	103,522	104,479	105,244	105,975	106,751	107,490	108,365	109,183

VCF Program Statistics As of April 30, 2026

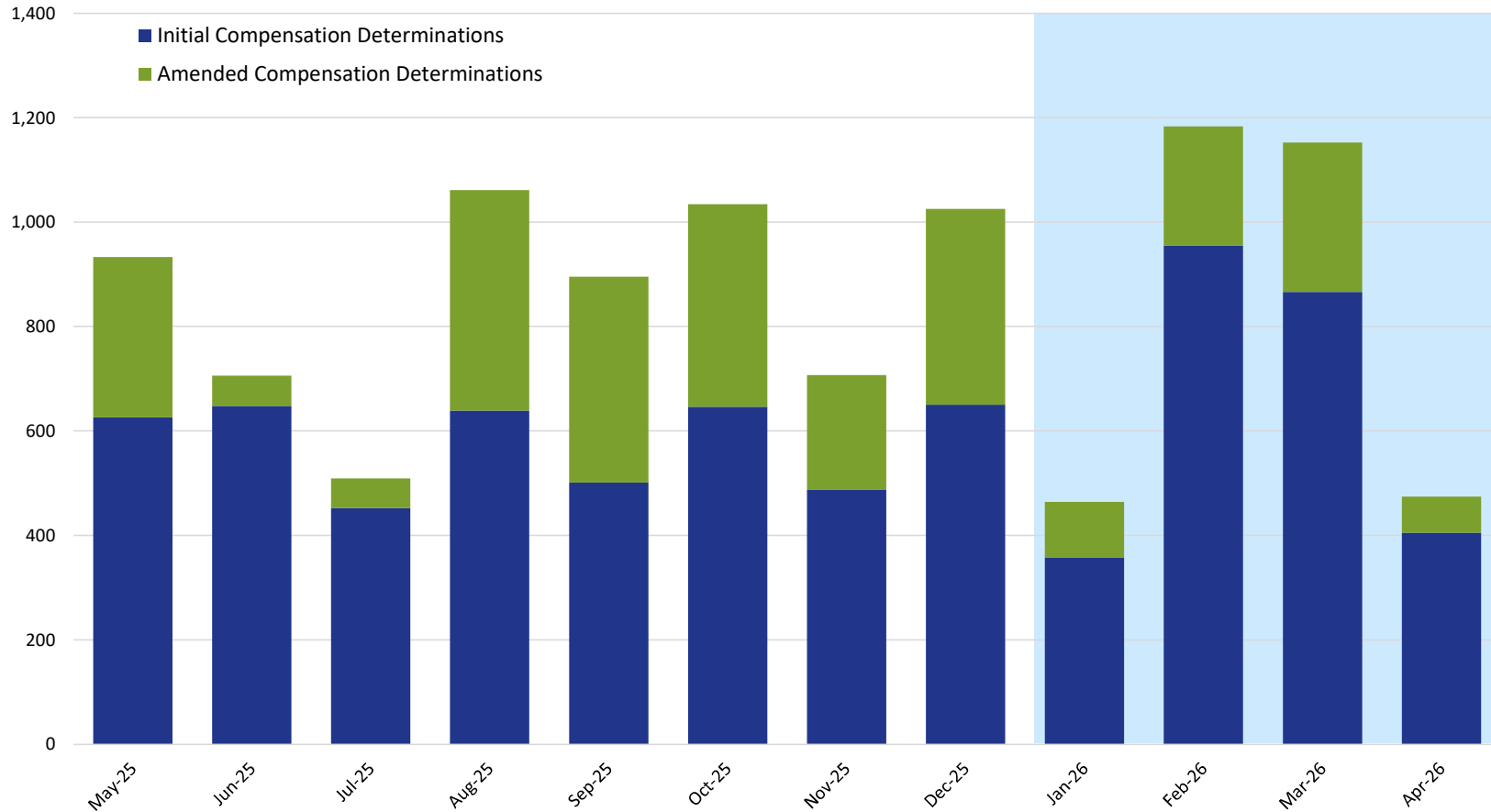
Eligibility



	2025								2026			
	May	Jun	Jul	Aug	Sep	Oct	Nov	Dec	Jan	Feb	Mar	Apr
Approved Eligibility Determinations	69,118	69,853	70,350	71,158	71,776	72,472	72,938	73,584	74,004	75,033	75,739	76,295
Procedural Denials	14,649	14,694	14,754	14,808	14,860	14,916	14,964	15,050	15,102	15,159	15,276	15,444
Procedural Denials Returned for Review	745	790	854	888	942	980	1,026	1,086	1,135	1,189	1,304	1,385
Substantive Denials	2,104	2,139	2,177	2,242	2,248	2,357	2,395	2,435	2,462	2,503	2,576	2,659
Substantive Denials Returned for Review	135	141	149	186	193	233	271	302	340	451	538	564

VCF Program Statistics As of April 30, 2026

Compensation Determinations by Month: Initial & Amended

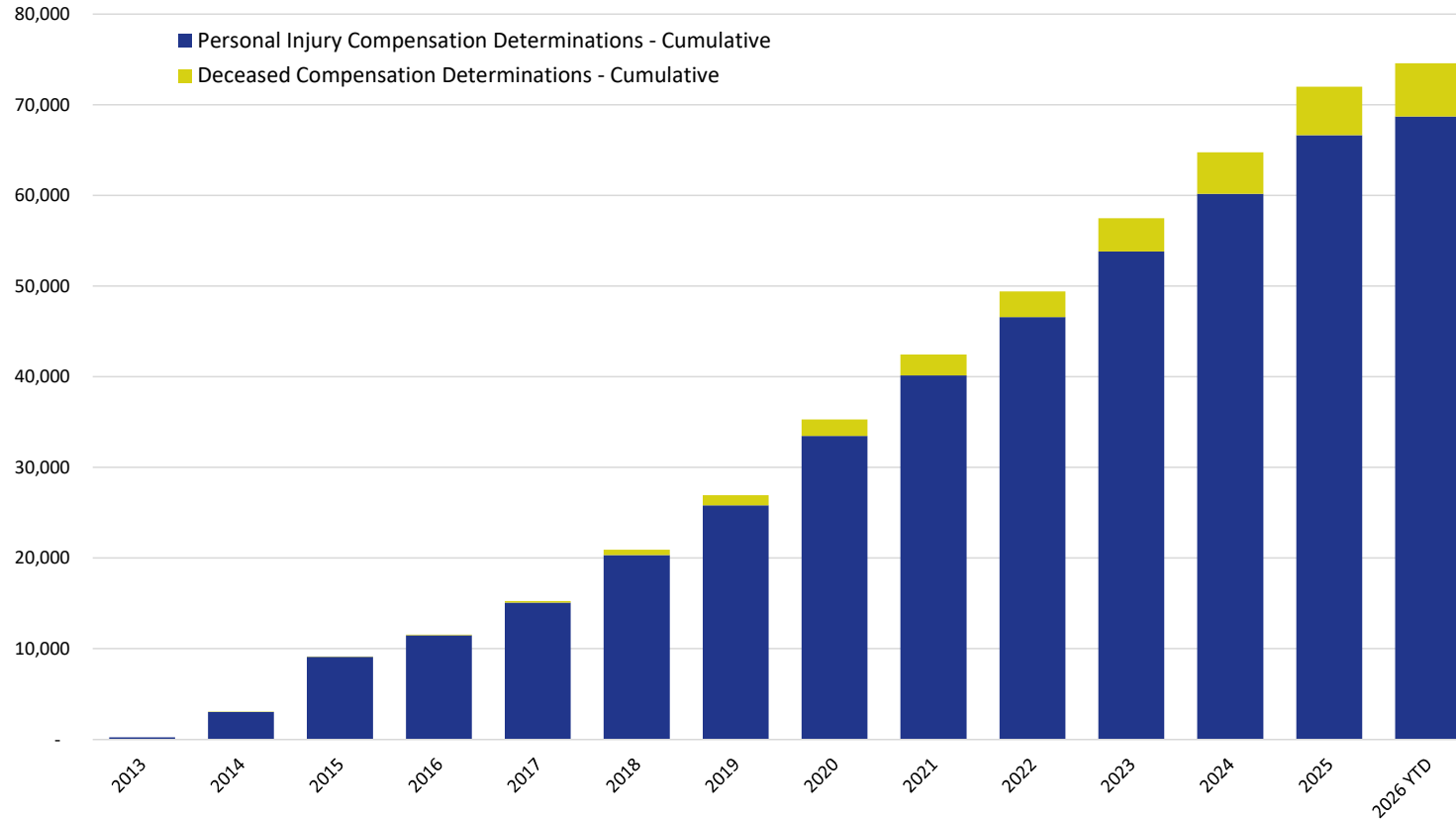


	2025								2026			
	May	Jun	Jul	Aug	Sep	Oct	Nov	Dec	Jan	Feb	Mar	Apr
Initial Compensation Determinations	626	648	452	639	501	646	487	650	358	955	866	405
Amended Compensation Determinations	307	58	57	422	394	388	220	375	106	228	286	69

NOTE: This chart includes only those compensation determinations for which the claimant has been notified by the VCF in writing of the amount of their award. Once a claimant is notified, the determination is counted on this chart, but it is reflected in the month in which the award was finalized and deemed ready for final quality checks, not in the month in which the claimant was notified. The VCF process includes a series of quality checks that are completed before a claimant is notified. These quality checks may take several weeks or longer. This means that there are claims for which substantive review has been completed but they are not counted on this chart because the claimant has not yet been notified of the award. This also means that the monthly numbers shown here for prior months will change from one report to the next as claims completed in earlier months finish the quality check process and claimants are notified.

VCF Program Statistics As of April 30, 2026

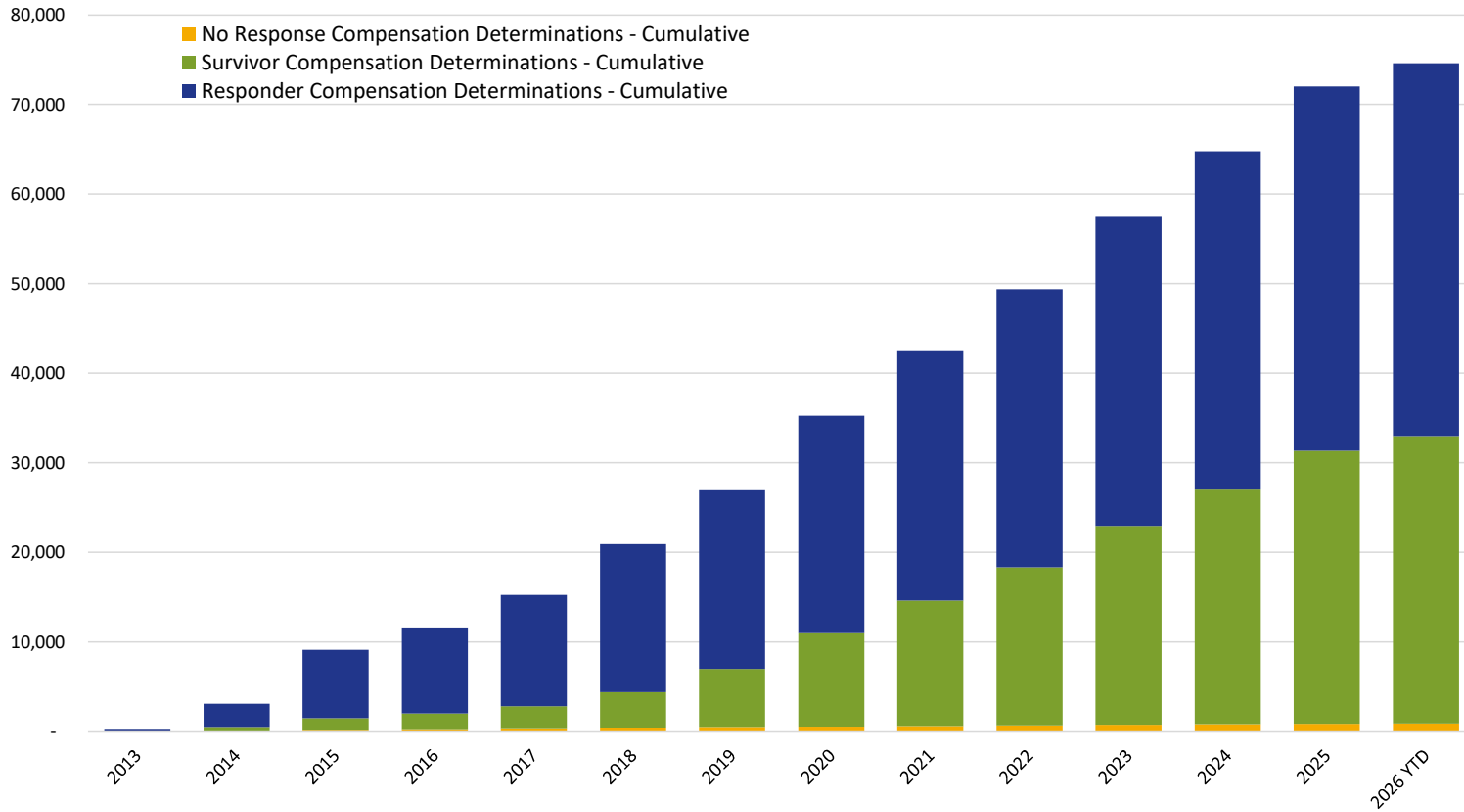
Cumulative Claims with Compensation Determinations Personal Injury & Deceased



	2013	2014	2015	2016	2017	2018	2019	2020	2021	2022	2023	2024	2025	2026 YTD
Personal Injury Compensation Determinations - Cumulative	225	3,001	9,112	11,472	15,059	20,333	25,796	33,476	40,148	46,580	53,815	60,164	66,639	68,697
Deceased Compensation Determinations - Cumulative	-	7	20	55	181	580	1,138	1,789	2,293	2,804	3,650	4,580	5,346	5,872

VCF Program Statistics As of April 30, 2026

Cumulative Claims with Compensation Determinations Responder & Survivor



	2013	2014	2015	2016	2017	2018	2019	2020	2021	2022	2023	2024	2025	2026 YTD
Responder Compensation Determinations - Cumulative	218	2,580	7,740	9,596	12,492	16,513	20,033	24,270	27,827	31,171	34,616	37,739	40,663	41,686
Survivor Compensation Determinations - Cumulative	6	403	1,262	1,738	2,463	4,030	6,459	10,522	14,088	17,620	22,177	26,267	30,530	32,072
No Response Compensation Determinations - Cumulative	1	25	130	193	285	370	442	473	526	593	672	738	792	811