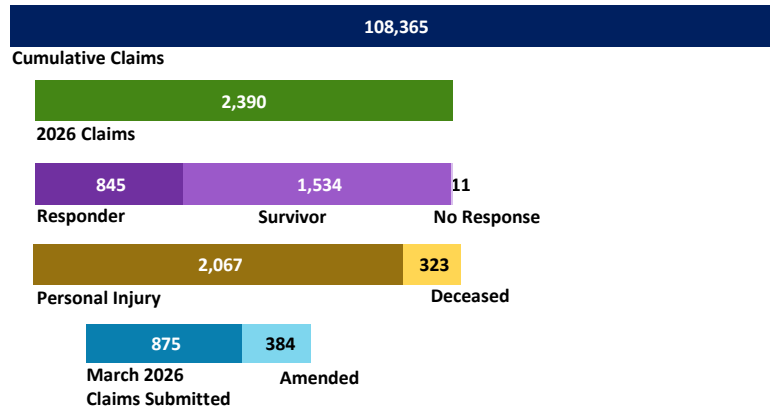


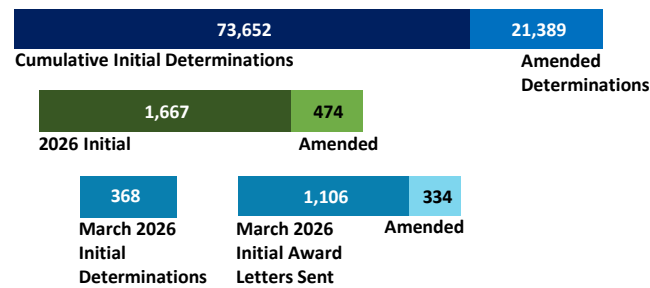
VCF Program Statistics As of March 31, 2026

VCF At-A-Glance

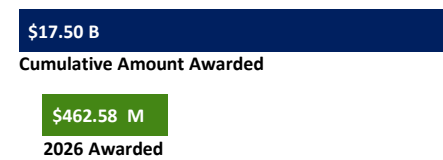
CLAIMS SUBMITTED



DETERMINATIONS RENDERED



DOLLARS AWARDED



Claim Review Timeline*

Claims submitted prior to December 2024 are currently receiving award decisions.

Claims submitted prior to January 2025 are currently in substantive review.

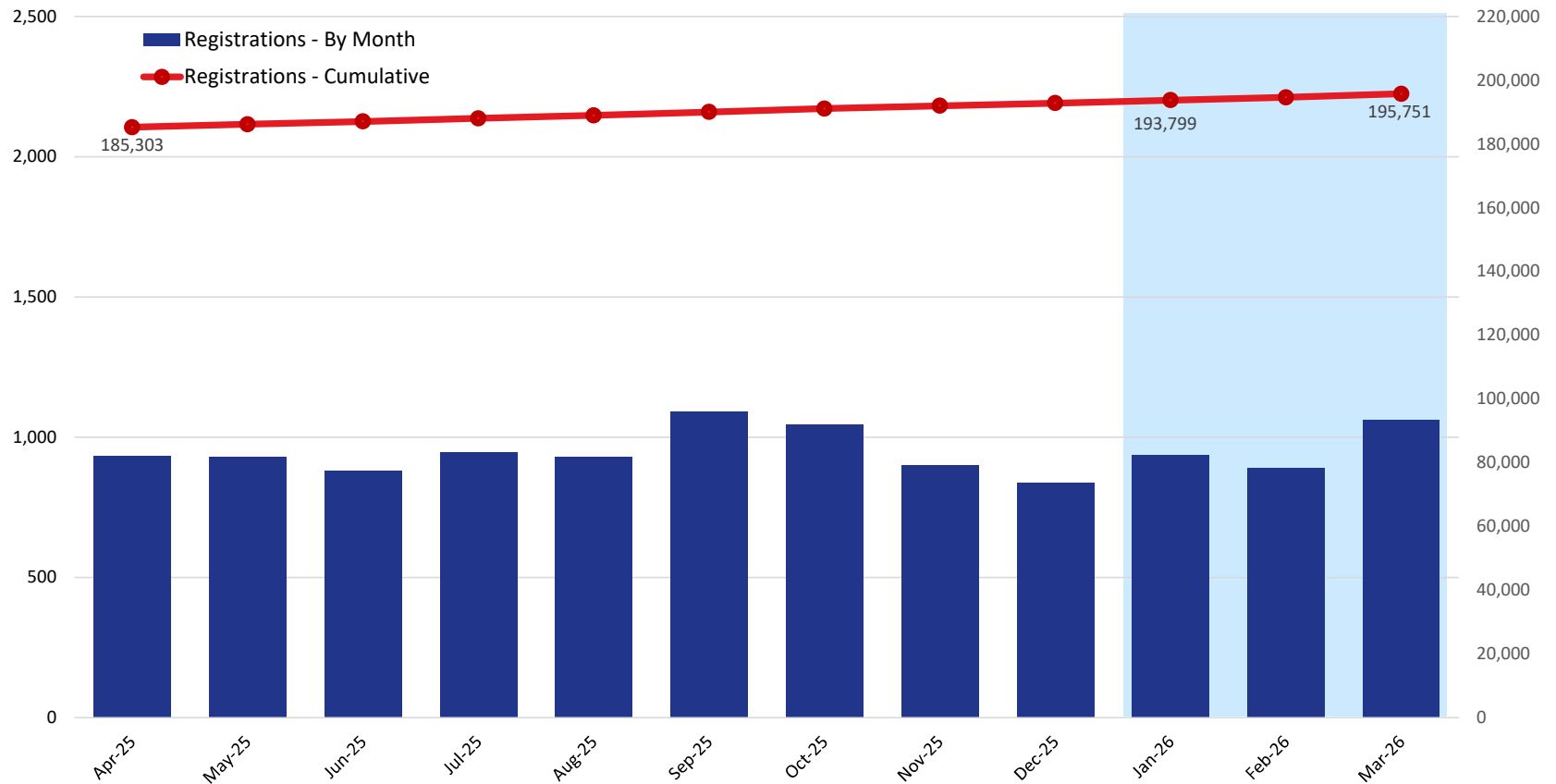
Claims submitted in February - May 2025 will come under substantive review soon.

Claims submitted prior to June 2025 are in preliminary review.

* This timeline applies only to claims that are submitted in good order, meaning they have the required documents the VCF needs in order to determine the claimant's eligibility and calculate the award. Claims that are made inactive or placed on hold because they were not submitted with the required documents take significantly longer to review and are not reflected in this timeline.

VCF Program Statistics As of March 31, 2026

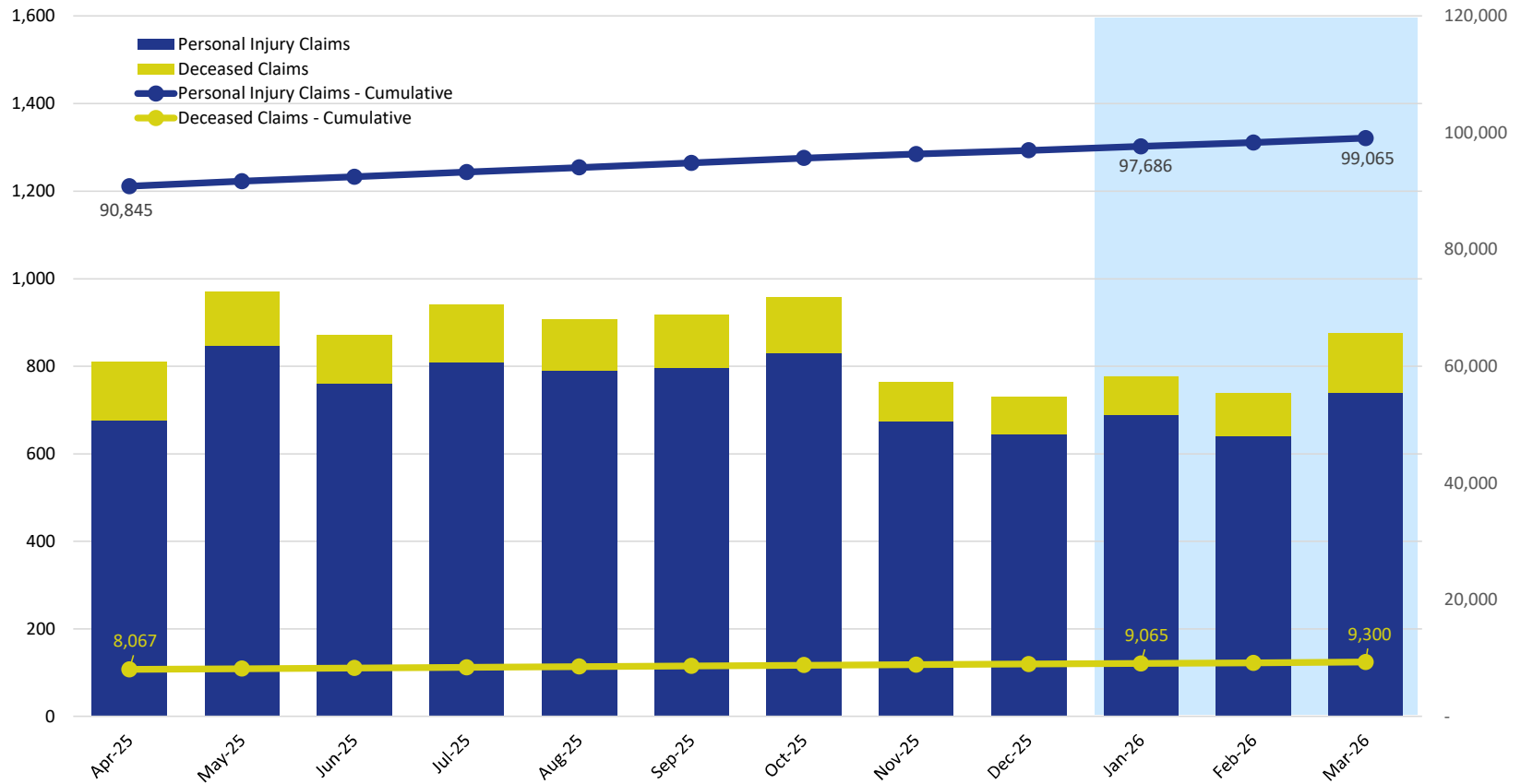
Unique Registrations



	2025									2026		
	Apr	May	Jun	Jul	Aug	Sep	Oct	Nov	Dec	Jan	Feb	Mar
Registrations - By Month	934	931	880	946	928	1,091	1,046	900	837	937	891	1,061
Registrations - Cumulative	185,303	186,234	187,114	188,060	188,988	190,079	191,125	192,025	192,862	193,799	194,690	195,751

VCF Program Statistics As of March 31, 2026

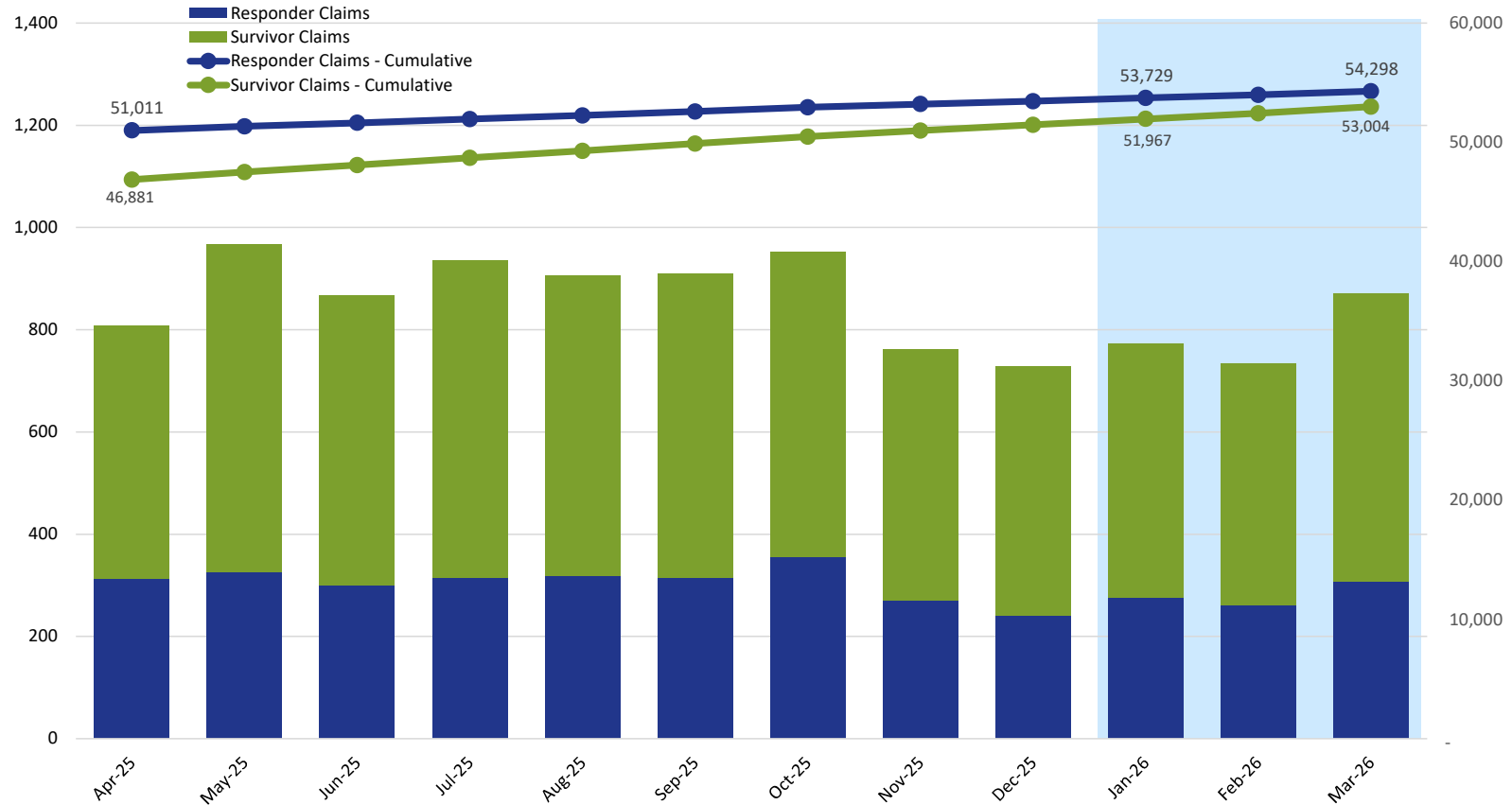
Claims Submitted by Month: Personal Injury & Deceased



	2025										2026		
	Apr	May	Jun	Jul	Aug	Sep	Oct	Nov	Dec	Jan	Feb	Mar	
Personal Injury Claims	676	847	761	809	791	796	829	675	645	688	640	739	
Deceased Claims	134	124	110	132	118	122	128	90	86	88	99	136	
Unknown Claims	-	-	-	-	-	-	-	-	-	-	-	-	
Claims - Cumulative	98,912	99,883	100,754	101,695	102,604	103,522	104,479	105,244	105,975	106,751	107,490	108,365	

VCF Program Statistics As of March 31, 2026

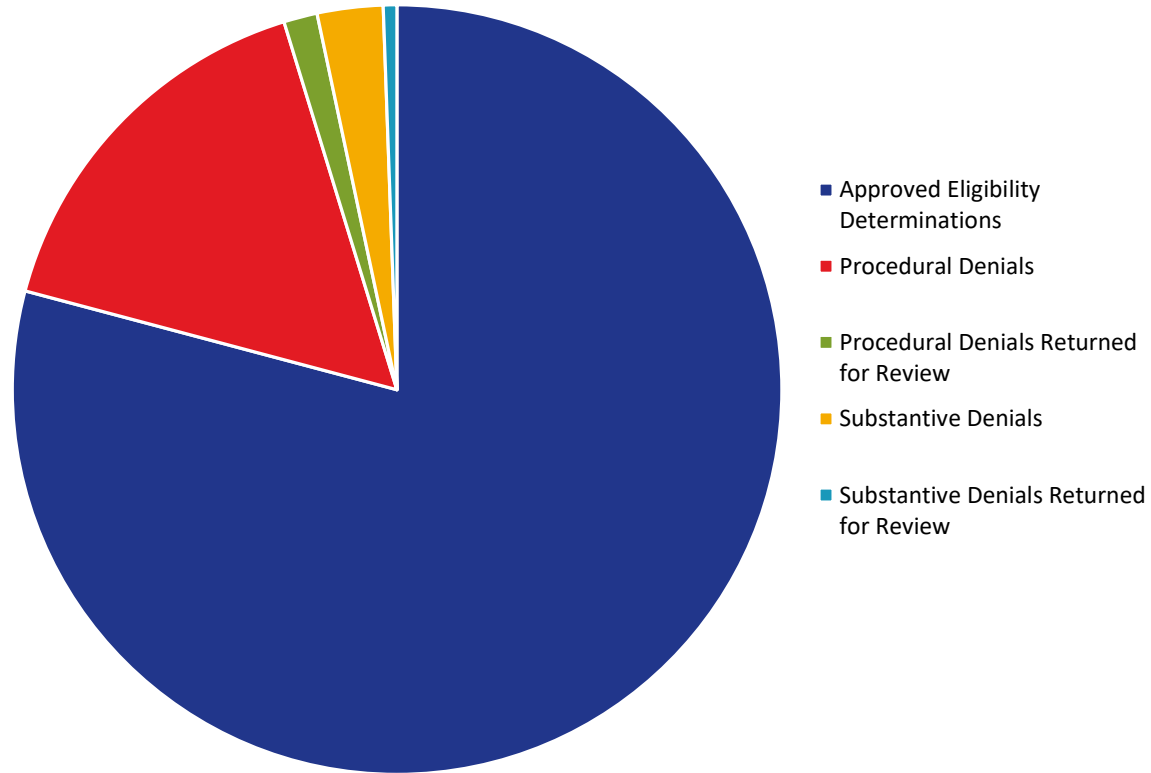
Claims Submitted by Month: Responder & Survivor



	2025									2026		
	Apr	May	Jun	Jul	Aug	Sep	Oct	Nov	Dec	Jan	Feb	Mar
Responder Claims	312	327	300	314	318	315	356	271	241	276	262	307
Survivor Claims	495	641	567	622	587	595	597	492	488	497	473	564
No Response Claims	3	3	4	5	4	8	4	2	2	3	4	4
Claims - Cumulative	98,912	99,883	100,754	101,695	102,604	103,522	104,479	105,244	105,975	106,751	107,490	108,365

VCF Program Statistics As of March 31, 2026

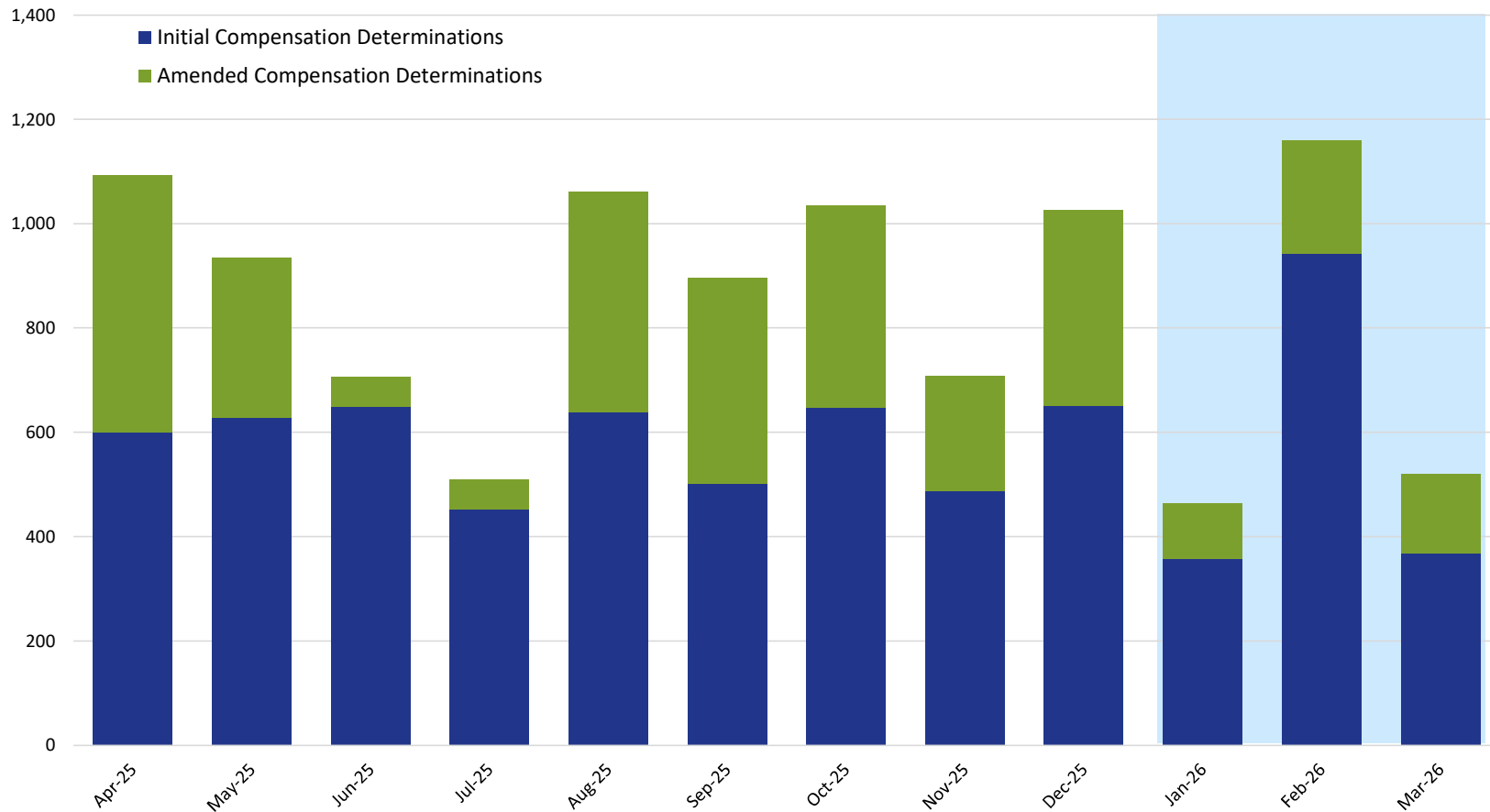
Eligibility



	2025									2026		
	Apr	May	Jun	Jul	Aug	Sep	Oct	Nov	Dec	Jan	Feb	Mar
Approved Eligibility Determinations	68,527	69,121	69,856	70,353	71,162	71,780	72,476	72,942	73,588	74,008	75,038	75,744
Procedural Denials	14,682	14,737	14,784	14,847	14,903	14,958	15,016	15,065	15,153	15,207	15,269	15,435
Procedural Denials Returned for Review	777	819	863	927	962	1,023	1,076	1,132	1,196	1,243	1,292	1,358
Substantive Denials	2,078	2,121	2,156	2,195	2,262	2,268	2,378	2,415	2,453	2,480	2,522	2,646
Substantive Denials Returned for Review	128	142	148	155	212	223	282	322	357	396	506	544

VCF Program Statistics As of March 31, 2026

Compensation Determinations by Month: Initial & Amended

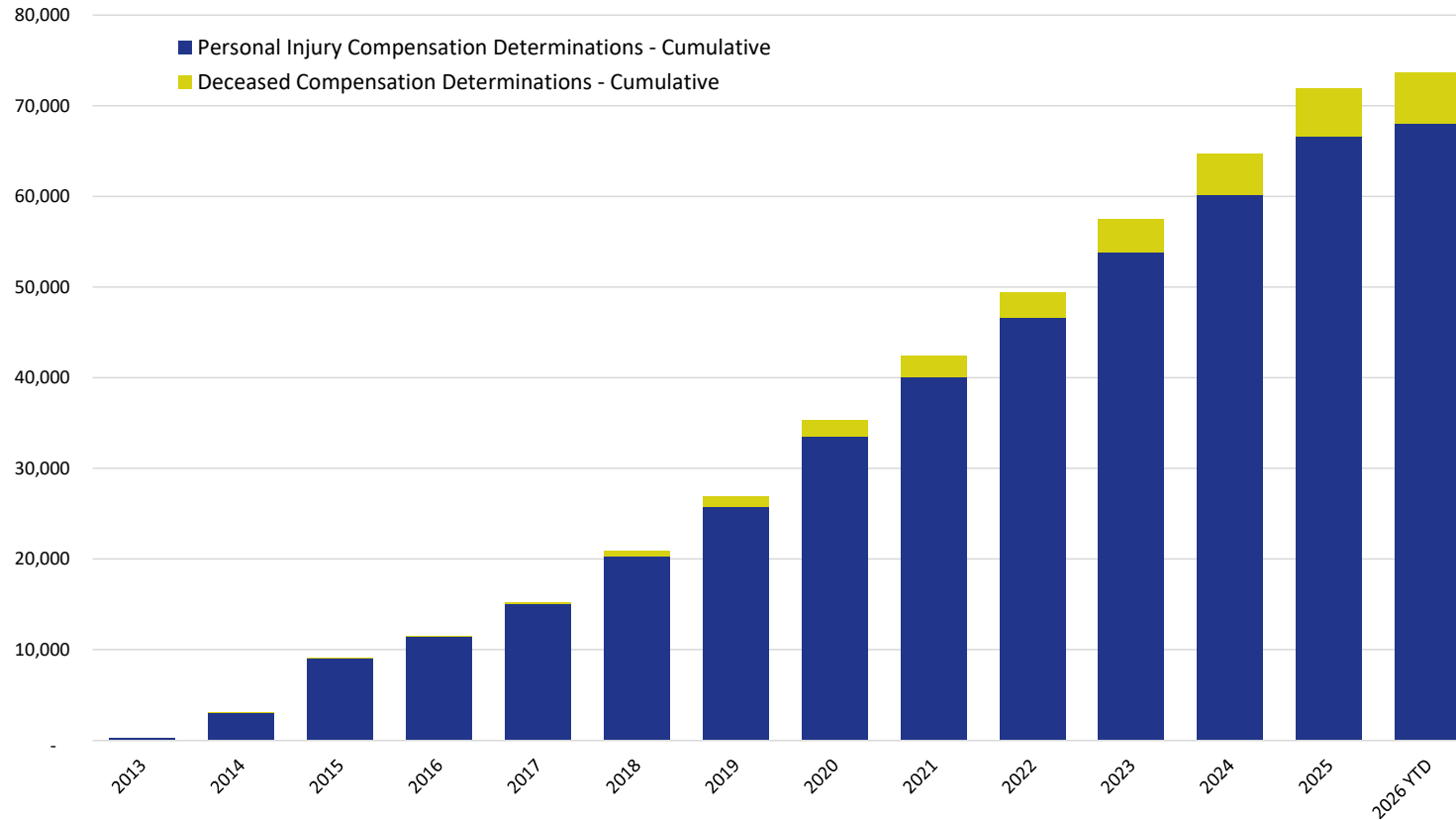


	2025										2026		
	Apr	May	Jun	Jul	Aug	Sep	Oct	Nov	Dec	Jan	Feb	Mar	
Initial Compensation Determinations	599	627	648	452	639	501	646	487	650	357	942	368	
Amended Compensation Determinations	493	307	58	57	422	394	388	220	375	106	217	151	

NOTE: This chart includes only those compensation determinations for which the claimant has been notified by the VCF in writing of the amount of their award. Once a claimant is notified, the determination is counted on this chart, but it is reflected in the month in which the award was finalized and deemed ready for final quality checks, not in the month in which the claimant was notified. The VCF process includes a series of quality checks that are completed before a claimant is notified. These quality checks may take several weeks or longer. This means that there are claims for which substantive review has been completed but they are not counted on this chart because the claimant has not yet been notified of the award. This also means that the monthly numbers shown here for prior months will change from one report to the next as claims completed in earlier months finish the quality check process and claimants are notified.

VCF Program Statistics As of March 31, 2026

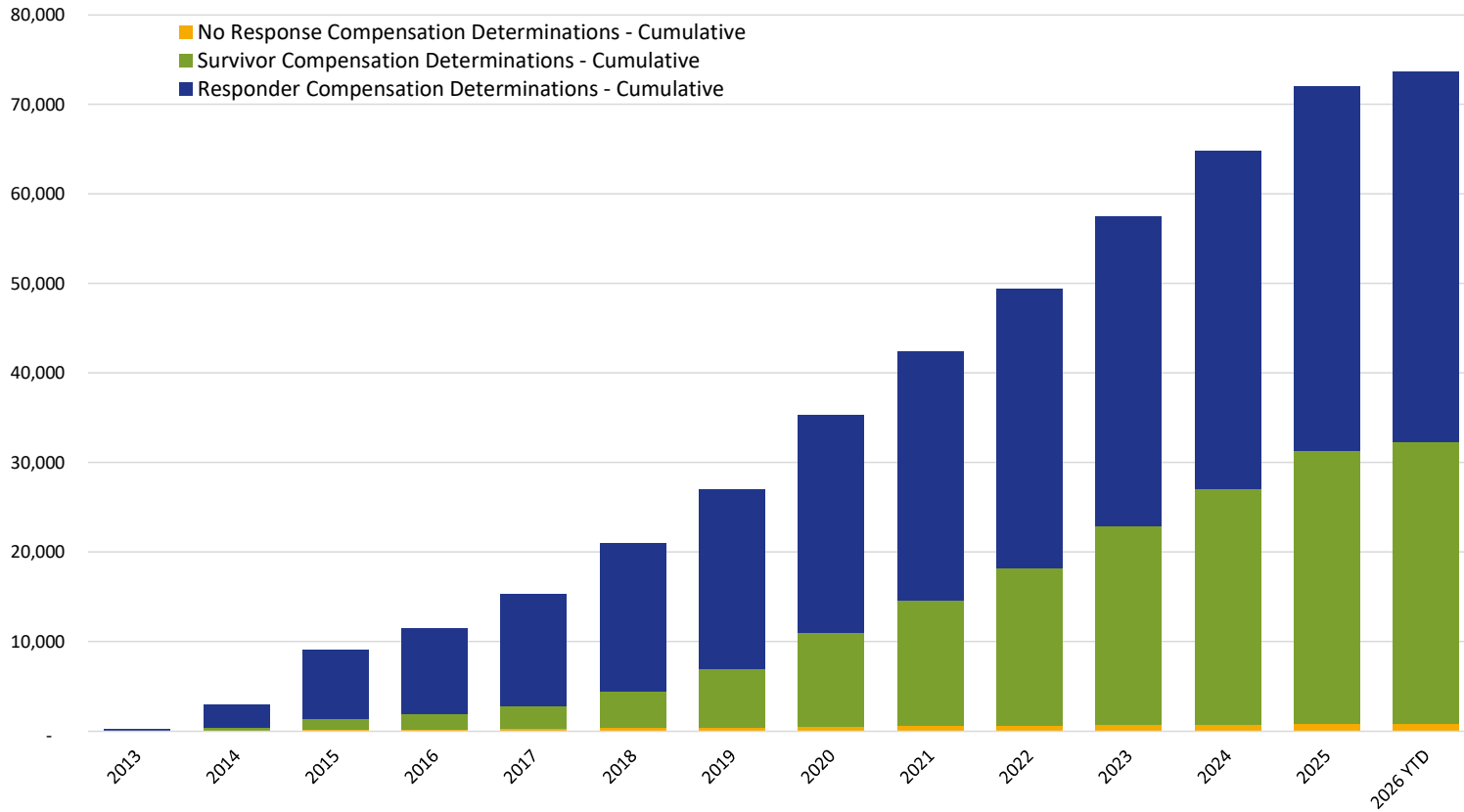
Cumulative Claims with Compensation Determinations Personal Injury & Deceased



	2013	2014	2015	2016	2017	2018	2019	2020	2021	2022	2023	2024	2025	2026 YTD
Personal Injury Compensation Determinations - Cumulative	225	3,001	9,112	11,472	15,059	20,333	25,796	33,476	40,148	46,580	53,815	60,164	66,640	68,011
Deceased Compensation Determinations - Cumulative	-	7	20	55	181	580	1,138	1,789	2,293	2,804	3,650	4,580	5,345	5,641

VCF Program Statistics As of March 31, 2026

Cumulative Claims with Compensation Determinations Responder & Survivor



	2013	2014	2015	2016	2017	2018	2019	2020	2021	2022	2023	2024	2025	2026 YTD
Responder Compensation Determinations - Cumulative	218	2,580	7,740	9,596	12,492	16,513	20,033	24,270	27,827	31,171	34,616	37,739	40,664	41,333
Survivor Compensation Determinations - Cumulative	6	403	1,262	1,738	2,463	4,030	6,459	10,522	14,088	17,620	22,177	26,267	30,529	31,512
No Response Compensation Determinations - Cumulative	1	25	130	193	285	370	442	473	526	593	672	738	792	807