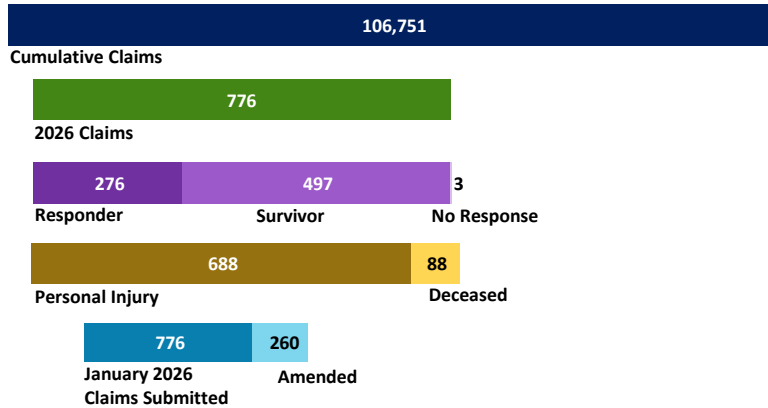


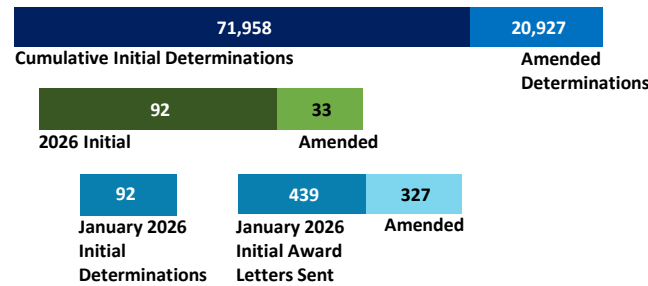
VCF Program Statistics As of January 31, 2026

VCF At-A-Glance

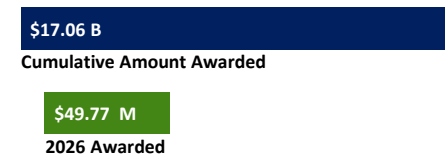
CLAIMS SUBMITTED



DETERMINATIONS RENDERED



DOLLARS AWARDED



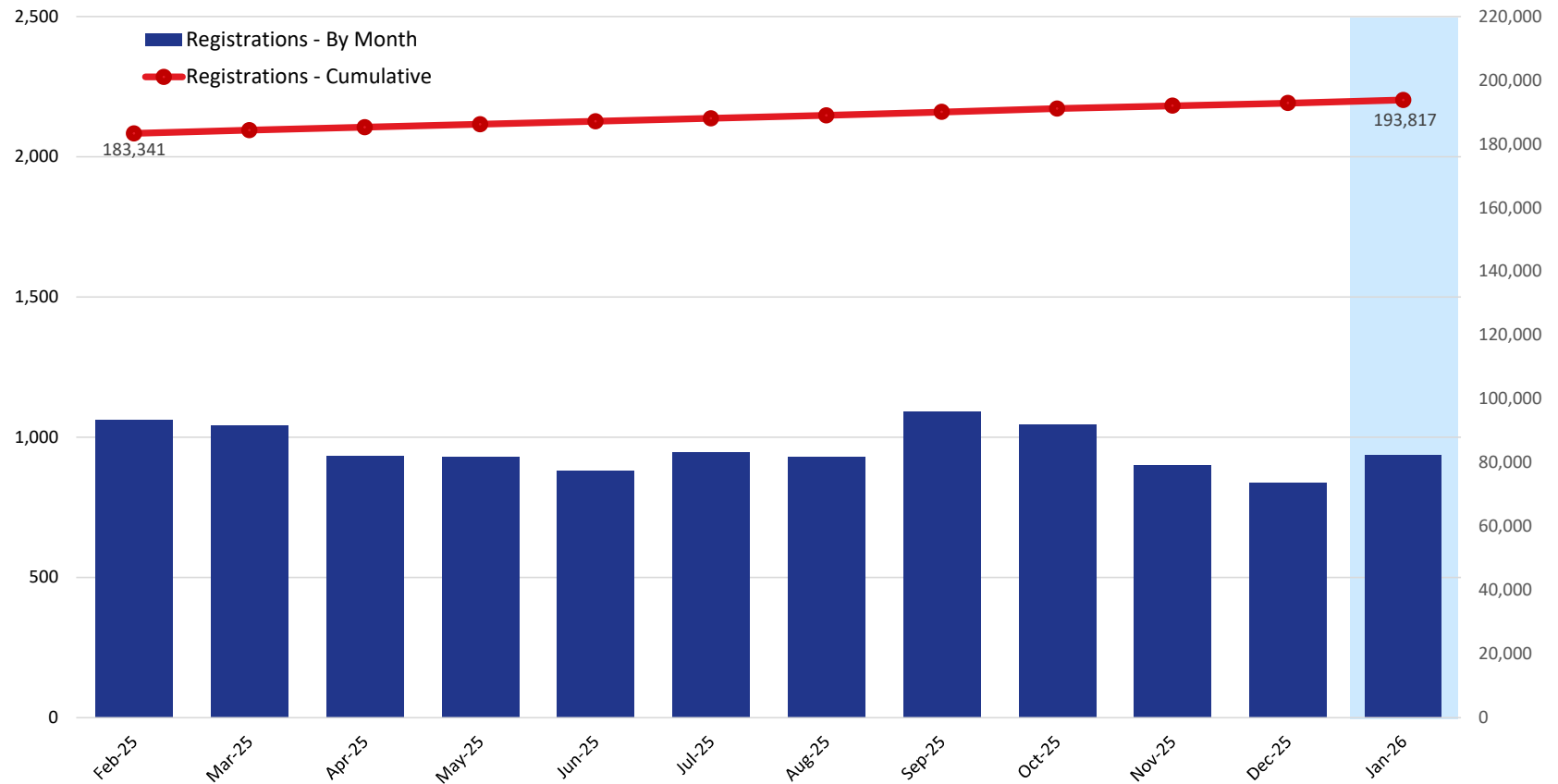
Claim Review Timeline*



* This timeline applies only to claims that are submitted in good order, meaning they have the required documents the VCF needs in order to determine the claimant's eligibility and calculate the award. Claims that are made inactive or placed on hold because they were not submitted with the required documents take significantly longer to review and are not reflected in this timeline.

VCF Program Statistics As of January 31, 2026

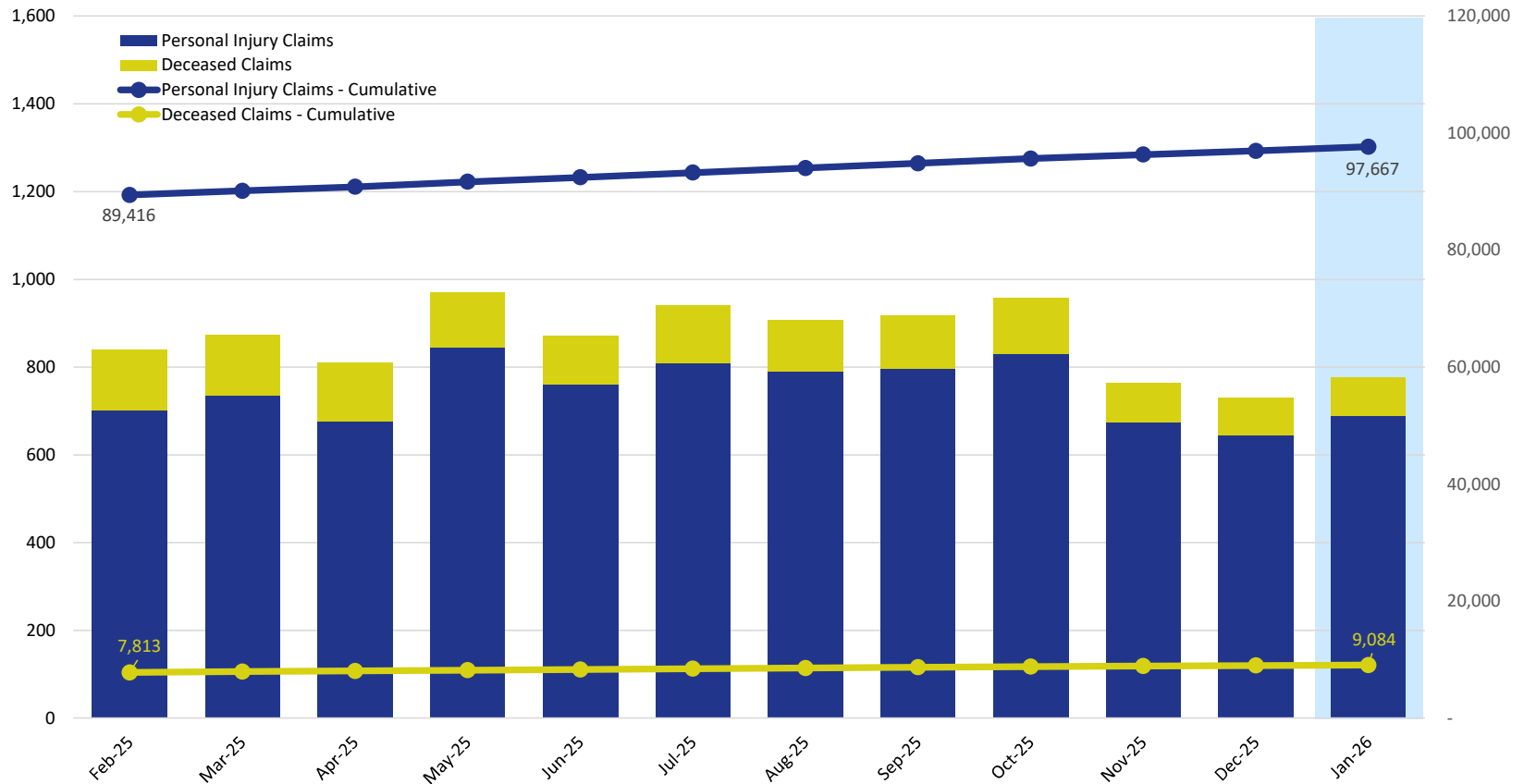
Unique Registrations



	2025											2026
	Feb	Mar	Apr	May	Jun	Jul	Aug	Sep	Oct	Nov	Dec	Jan
Registrations - By Month	1,063	1,043	934	931	881	947	928	1,091	1,046	900	838	937
Registrations - Cumulative	183,341	184,384	185,318	186,249	187,130	188,077	189,005	190,096	191,142	192,042	192,880	193,817

VCF Program Statistics As of January 31, 2026

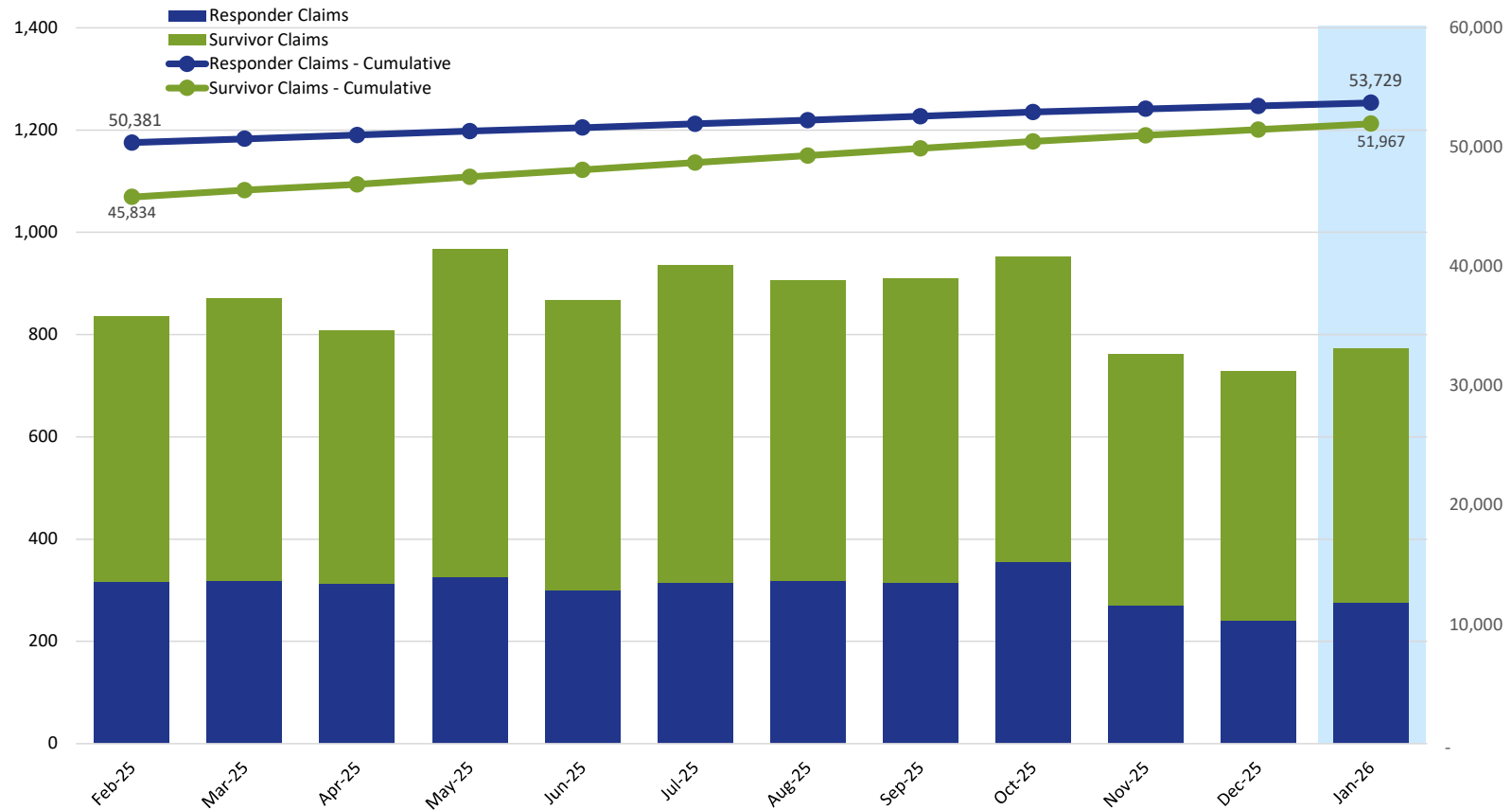
Claims Submitted by Month: Personal Injury & Deceased



	2025											2026
	Feb	Mar	Apr	May	Jun	Jul	Aug	Sep	Oct	Nov	Dec	Jan
Personal Injury Claims	701	735	677	845	761	809	791	796	829	675	645	688
Deceased Claims	139	138	133	126	110	132	118	122	128	90	86	88
Unknown Claims	-	-	-	-	-	-	-	-	-	-	-	-
Claims - Cumulative	97,229	98,102	98,912	99,883	100,754	101,695	102,604	103,522	104,479	105,244	105,975	106,751

VCF Program Statistics As of January 31, 2026

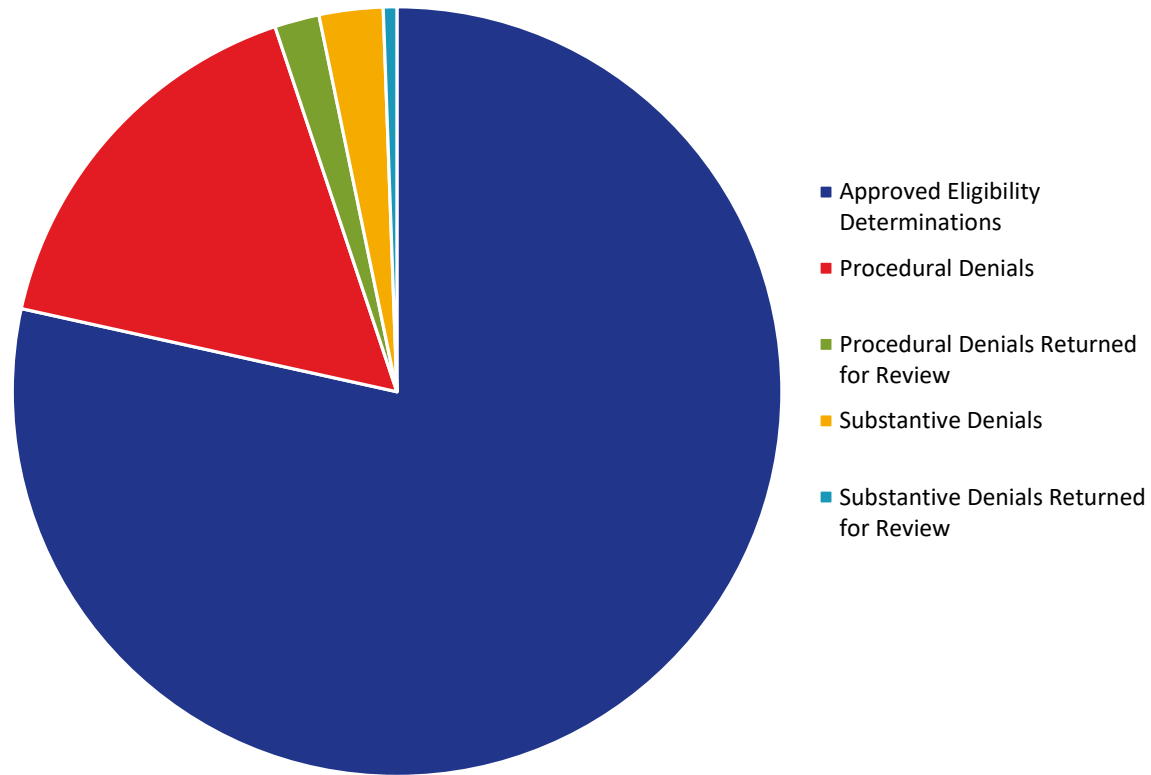
Claims Submitted by Month: Responder & Survivor



	2025											2026
	Feb	Mar	Apr	May	Jun	Jul	Aug	Sep	Oct	Nov	Dec	Jan
Responder Claims	317	318	312	327	300	314	318	315	356	271	241	276
Survivor Claims	519	552	495	641	567	622	587	595	597	492	488	497
No Response Claims	4	3	3	3	4	5	4	8	4	2	2	3
Claims - Cumulative	97,229	98,102	98,912	99,883	100,754	101,695	102,604	103,522	104,479	105,244	105,975	106,751

VCF Program Statistics As of January 31, 2026

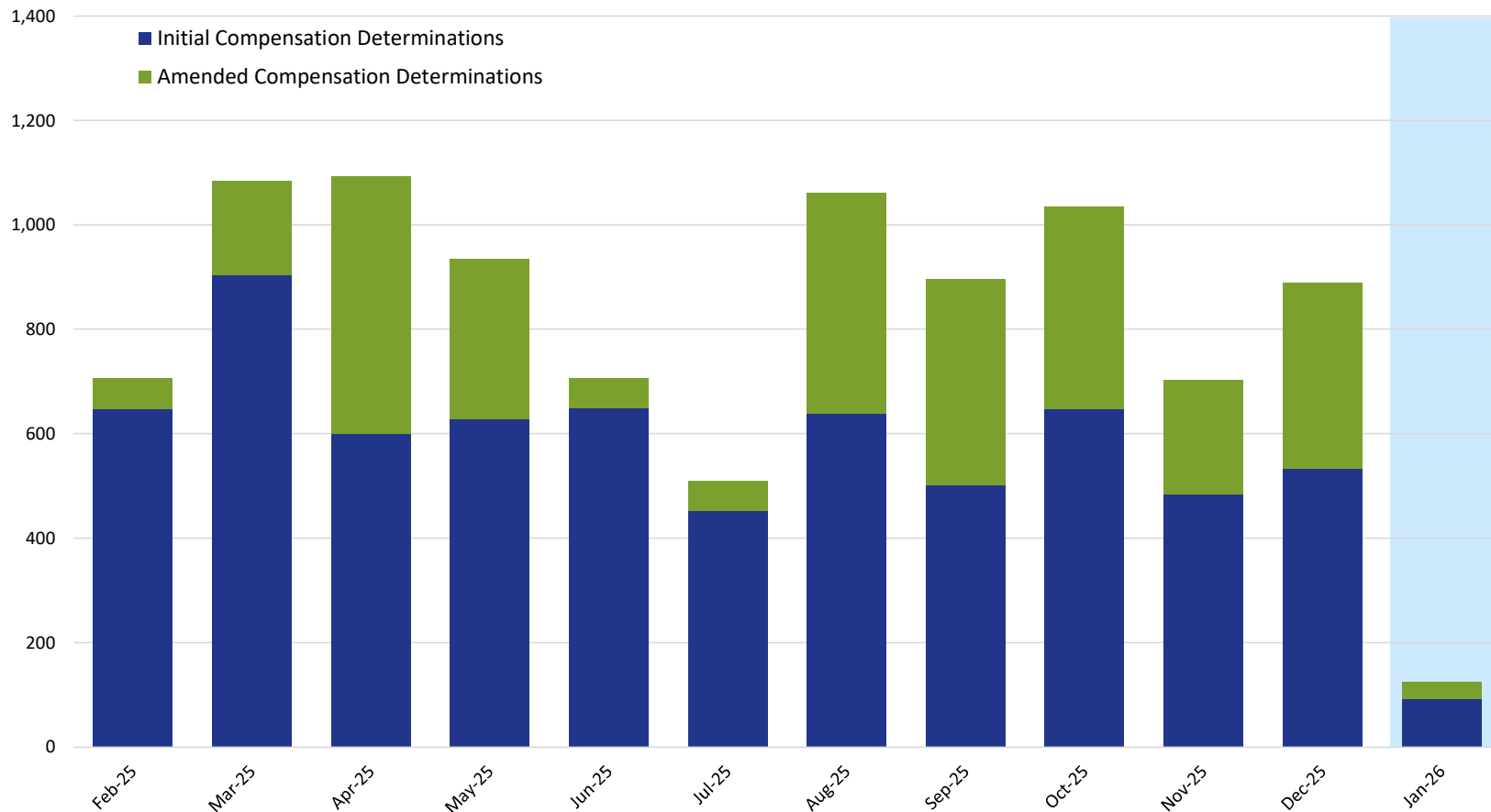
Eligibility



	2025											2026
	Feb	Mar	Apr	May	Jun	Jul	Aug	Sep	Oct	Nov	Dec	Jan
Approved Eligibility Determinations	66,808	67,821	68,527	69,121	69,856	70,354	71,163	71,781	72,477	72,943	73,589	74,012
Procedural Denials	14,757	14,818	14,901	14,958	15,006	15,073	15,132	15,191	15,253	15,308	15,406	15,479
Procedural Denials Returned for Review	1,210	1,266	1,315	1,359	1,408	1,480	1,524	1,586	1,635	1,686	1,740	1,768
Substantive Denials	1,968	2,028	2,091	2,137	2,172	2,211	2,279	2,286	2,394	2,433	2,471	2,532
Substantive Denials Returned for Review	182	192	221	235	244	257	375	388	456	495	532	541

VCF Program Statistics As of January 31, 2026

Compensation Determinations by Month: Initial & Amended

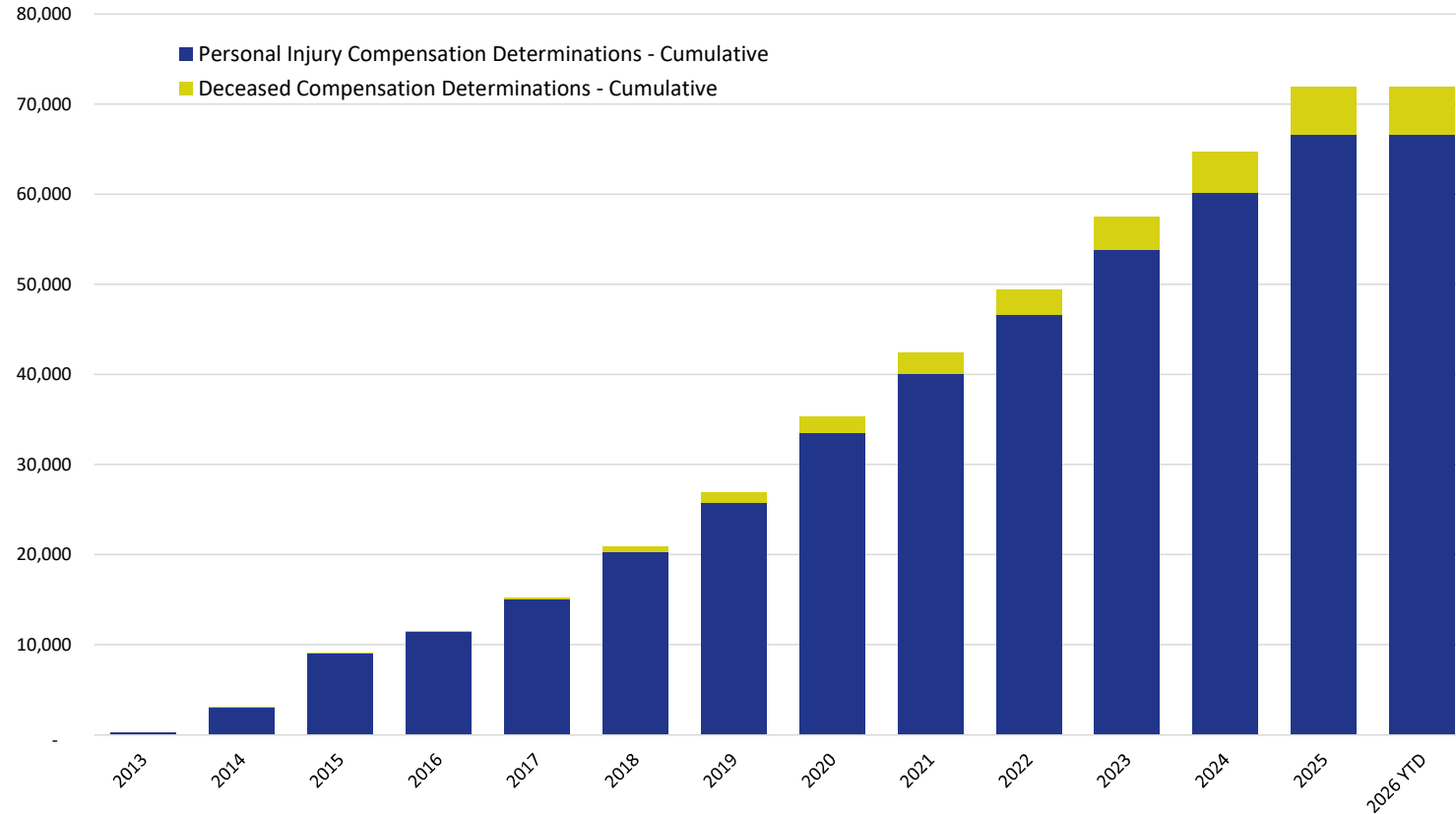


	2025											2026
	Feb	Mar	Apr	May	Jun	Jul	Aug	Sep	Oct	Nov	Dec	Jan
Initial Compensation Determinations	648	904	599	627	648	453	639	501	646	485	533	92
Amended Compensation Determinations	59	181	493	307	58	57	422	394	388	218	356	33

NOTE: This chart includes only those compensation determinations for which the claimant has been notified by the VCF in writing of the amount of their award. Once a claimant is notified, the determination is counted on this chart, but it is reflected in the month in which the award was finalized and deemed ready for final quality checks, not in the month in which the claimant was notified. The VCF process includes a series of quality checks that are completed before a claimant is notified. These quality checks may take several weeks or longer. This means that there are claims for which substantive review has been completed but they are not counted on this chart because the claimant has not yet been notified of the award. This also means that the monthly numbers shown here for prior months will change from one report to the next as claims completed in earlier months finish the quality check process and claimants are notified.

VCF Program Statistics As of January 31, 2026

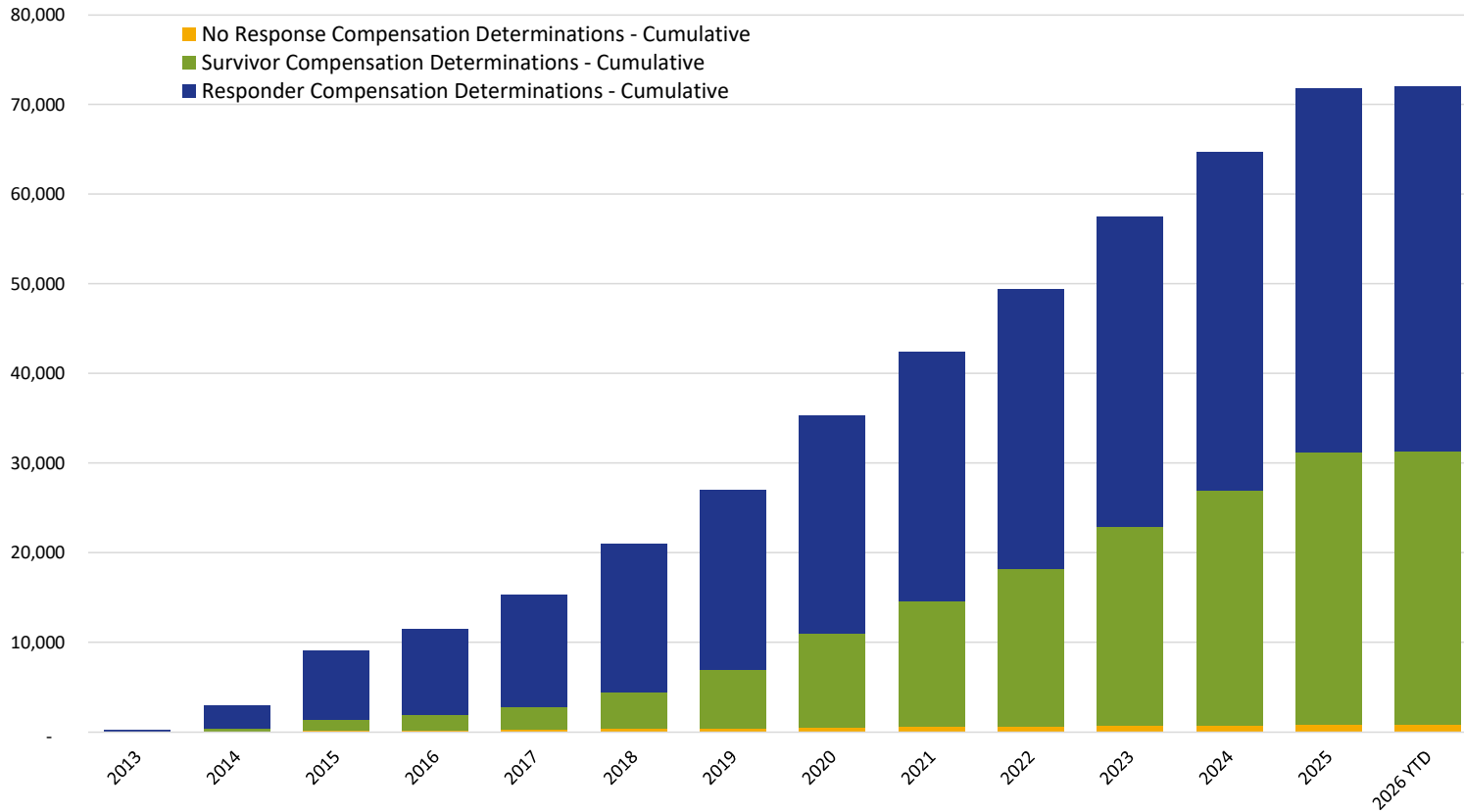
Cumulative Claims with Compensation Determinations
Personal Injury & Deceased



	2013	2014	2015	2016	2017	2018	2019	2020	2021	2022	2023	2024	2025	2026 YTD
Personal Injury Compensation Determinations - Cumulative	225	3,001	9,112	11,472	15,059	20,333	25,796	33,476	40,148	46,579	53,815	60,164	66,532	66,583
Deceased Compensation Determinations - Cumulative	-	7	20	55	181	580	1,138	1,789	2,293	2,804	3,649	4,579	5,334	5,375

VCF Program Statistics As of January 31, 2026

Cumulative Claims with Compensation Determinations
Responder & Survivor



	2013	2014	2015	2016	2017	2018	2019	2020	2021	2022	2023	2024	2025	2026 YTD
Responder Compensation Determinations - Cumulative	218	2,580	7,740	9,596	12,492	16,513	20,033	24,270	27,827	31,171	34,616	37,739	40,621	40,658
Survivor Compensation Determinations - Cumulative	6	403	1,262	1,738	2,463	4,030	6,459	10,522	14,088	17,619	22,176	26,266	30,453	30,508
No Response Compensation Determinations - Cumulative	1	25	130	193	285	370	442	473	526	593	672	738	792	792