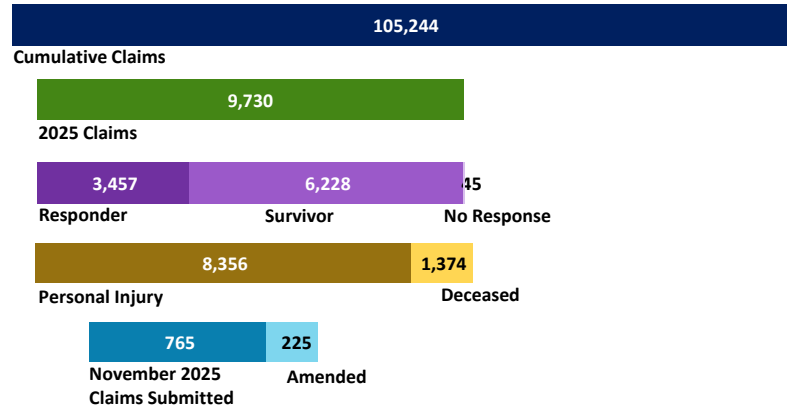


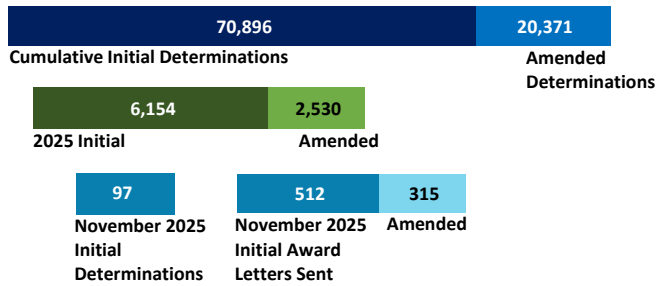
VCF Program Statistics As of November 30, 2025

VCF At-A-Glance


CLAIMS SUBMITTED



DETERMINATIONS RENDERED



DOLLARS AWARDED



Claim Review Timeline*

Claims submitted prior to August 2024 are currently receiving award decisions.

Claims submitted prior to September 2024 are currently in substantive review.

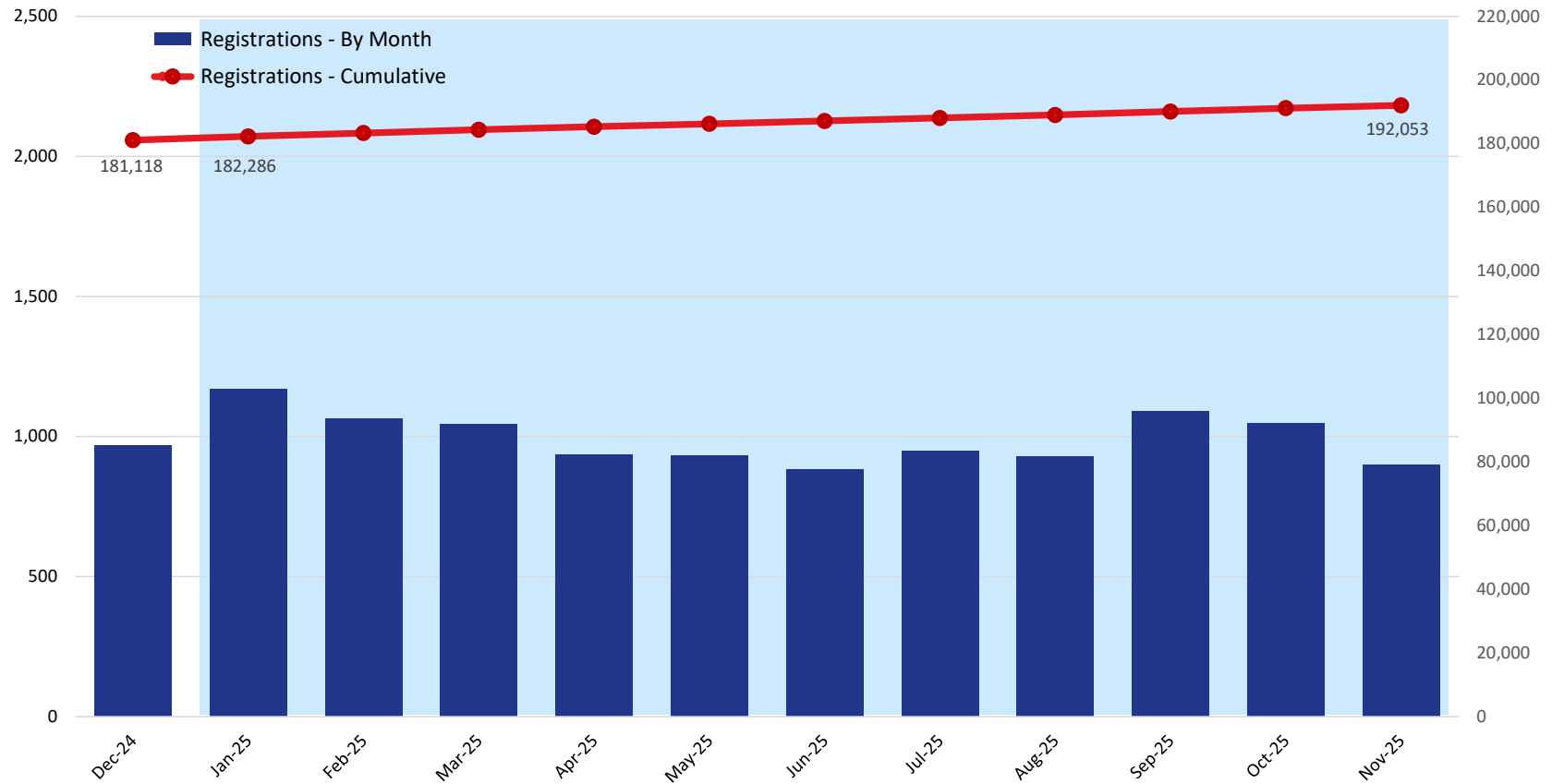
Claims submitted in October 2024 - January 2025 will come under substantive review soon.

Claims submitted prior to February 2025 are in preliminary review.

* This timeline applies only to claims that are submitted in good order, meaning they have the required documents the VCF needs in order to determine the claimant's eligibility and calculate the award. Claims that are made inactive or placed on hold because they were not submitted with the required documents take significantly longer to review and are not reflected in this timeline.

VCF Program Statistics As of November 30, 2025

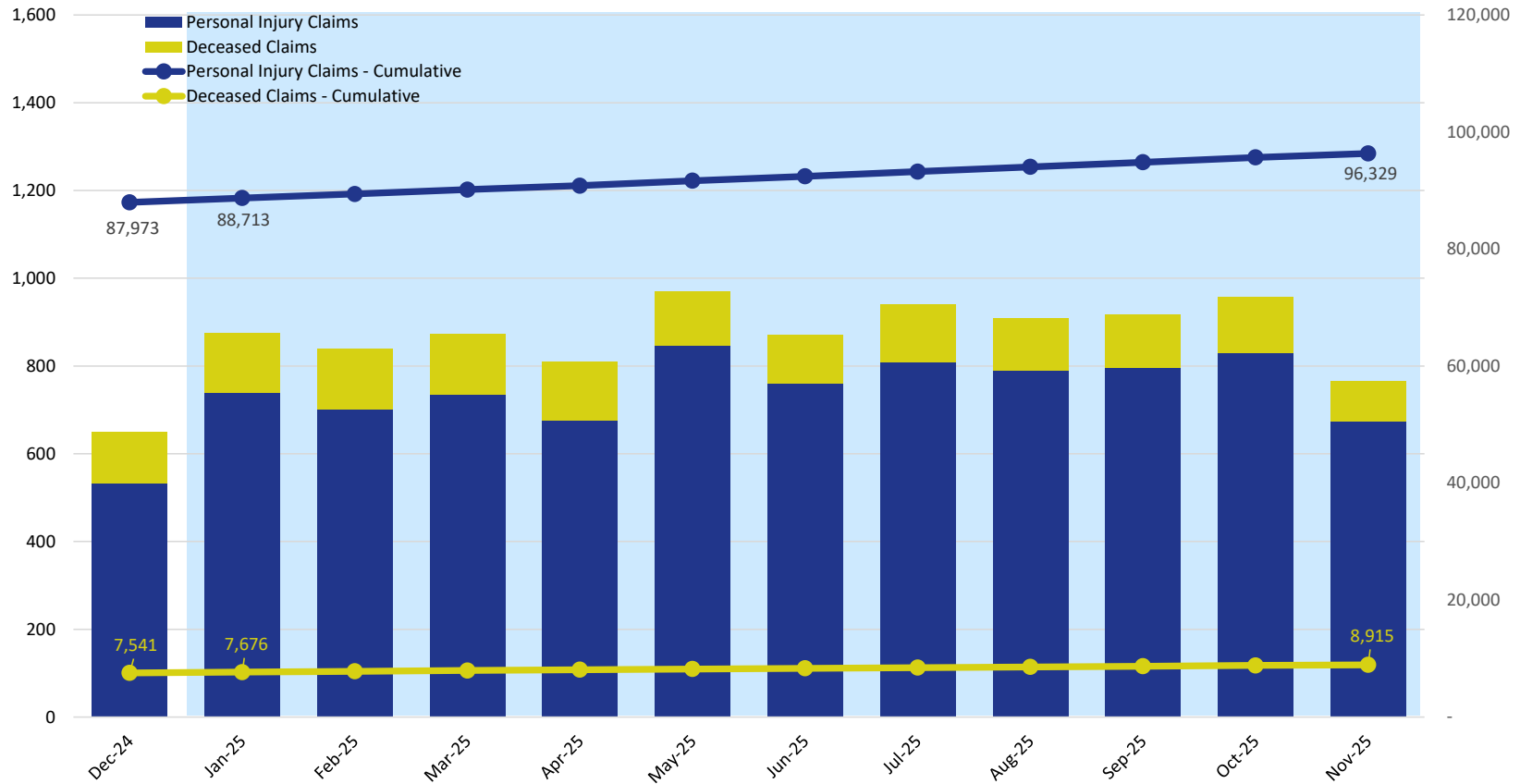
Unique Registrations



	2024	2025										
	Dec	Jan	Feb	Mar	Apr	May	Jun	Jul	Aug	Sep	Oct	Nov
Registrations - By Month	969	1,168	1,063	1,043	934	932	882	948	928	1,090	1,047	900
Registrations - Cumulative	181,118	182,286	183,349	184,392	185,326	186,258	187,140	188,088	189,016	190,106	191,153	192,053

VCF Program Statistics As of November 30, 2025

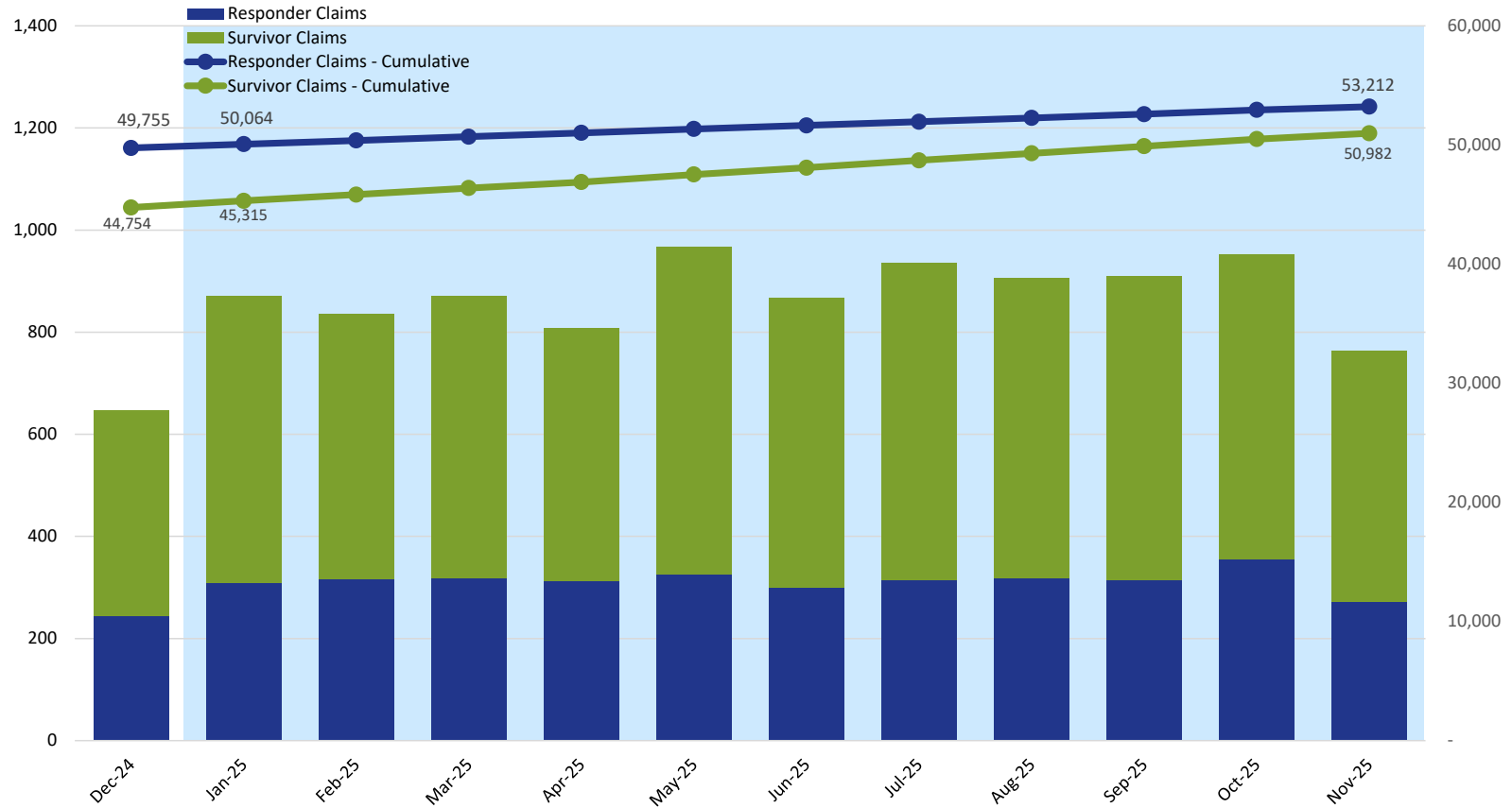
Claims Submitted by Month: Personal Injury & Deceased



	2024	2025											
	Dec	Jan	Feb	Mar	Apr	May	Jun	Jul	Aug	Sep	Oct	Nov	
Personal Injury Claims	533	740	701	734	676	845	761	809	791	796	829	674	
Deceased Claims	117	135	139	139	134	126	110	132	118	122	128	91	
Unknown Claims	-	-	-	-	-	-	-	-	-	-	-	-	
Claims - Cumulative	95,514	96,389	97,229	98,102	98,912	99,883	100,754	101,695	102,604	103,522	104,479	105,244	

VCF Program Statistics As of November 30, 2025

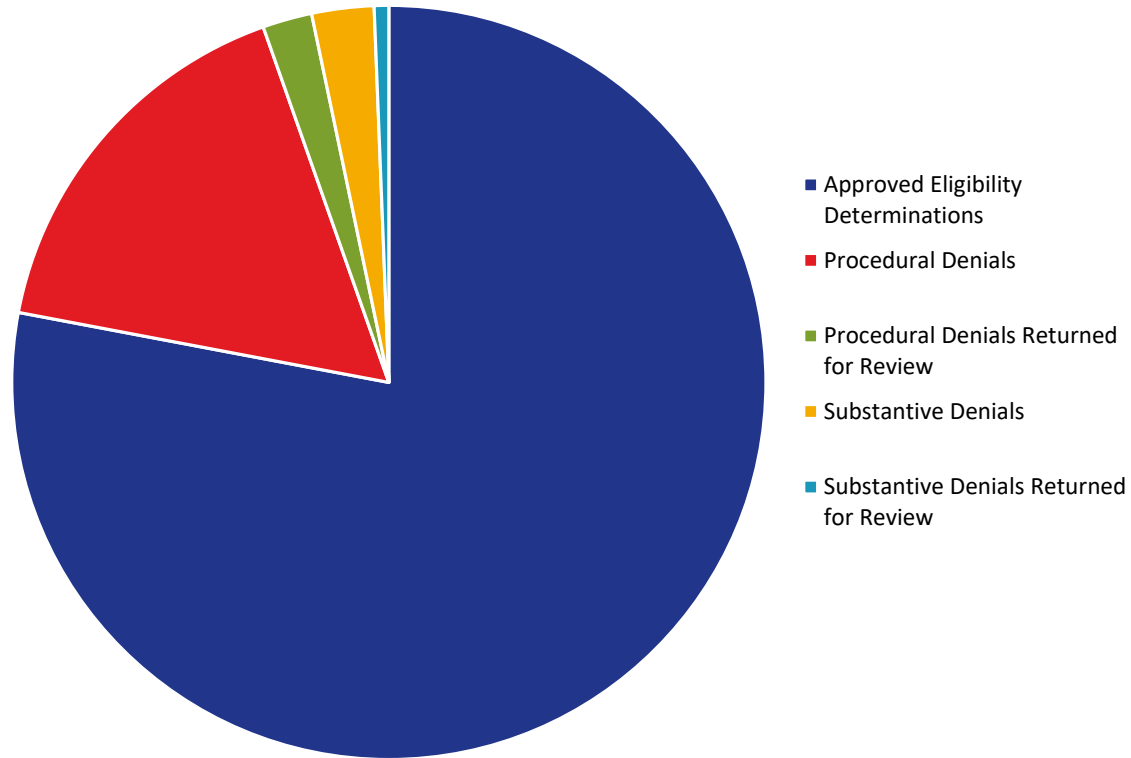
Claims Submitted by Month: Responder & Survivor



	2024	2025											
	Dec	Jan	Feb	Mar	Apr	May	Jun	Jul	Aug	Sep	Oct	Nov	
Responder Claims	245	309	317	318	312	327	300	314	318	315	356	271	
Survivor Claims	402	561	519	552	495	641	567	622	587	595	597	492	
No Response Claims	3	5	4	3	3	3	4	5	4	8	4	2	
Claims - Cumulative	95,514	96,389	97,229	98,102	98,912	99,883	100,754	101,695	102,604	103,522	104,479	105,244	

VCF Program Statistics As of November 30, 2025

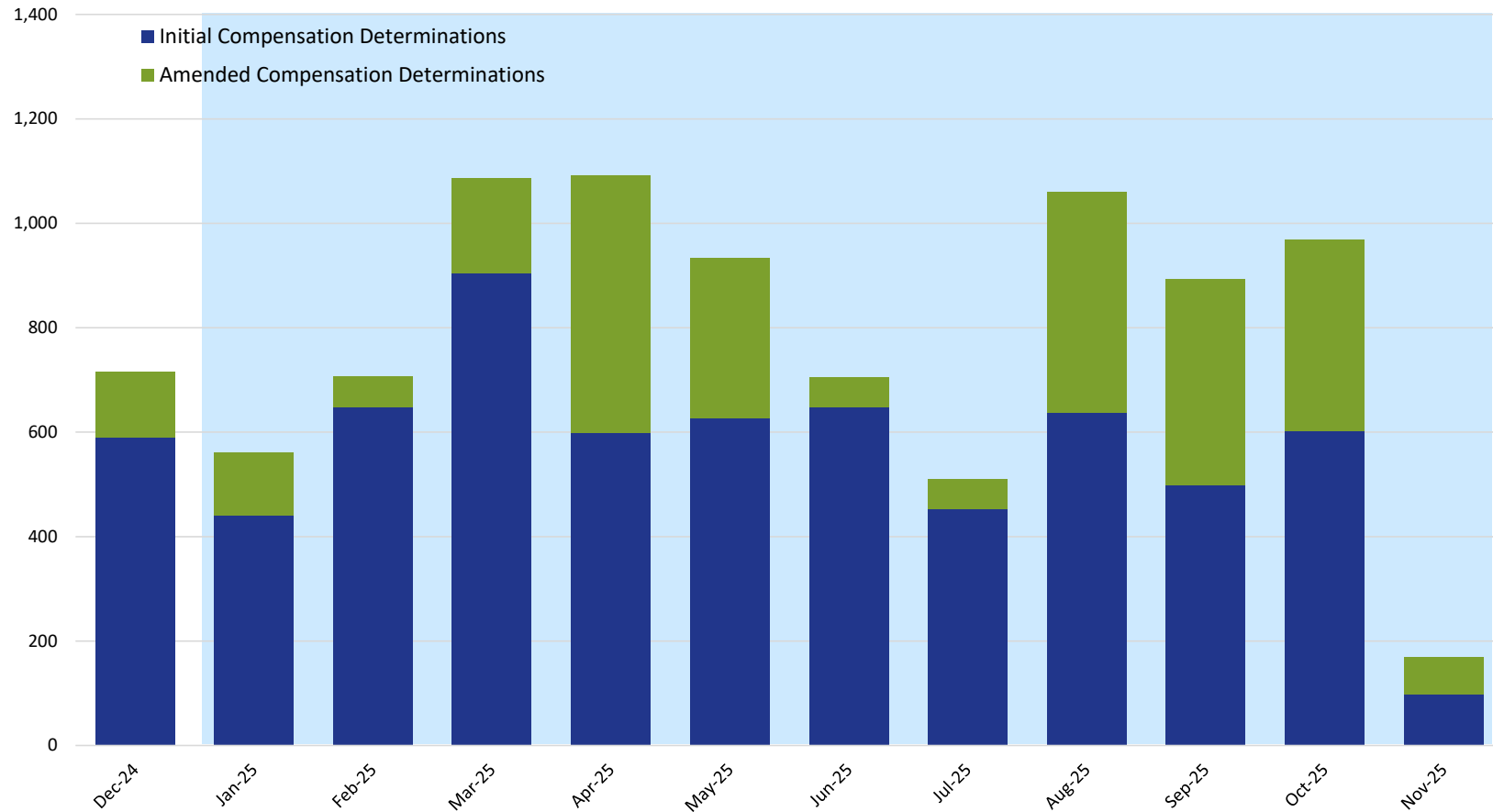
Eligibility



	2024	2025										
	Dec	Jan	Feb	Mar	Apr	May	Jun	Jul	Aug	Sep	Oct	Nov
Approved Eligibility Determinations	65,653	66,044	66,806	67,819	68,525	69,119	69,854	70,352	71,161	71,779	72,475	72,941
Procedural Denials	14,776	14,850	14,946	15,007	15,093	15,152	15,203	15,276	15,337	15,399	15,468	15,544
Procedural Denials Returned for Review	1,380	1,441	1,525	1,582	1,630	1,682	1,737	1,807	1,850	1,911	1,953	1,983
Substantive Denials	1,881	1,927	1,983	2,044	2,108	2,154	2,190	2,229	2,299	2,306	2,419	2,492
Substantive Denials Returned for Review	172	187	220	234	286	324	348	368	496	510	575	584

VCF Program Statistics As of November 30, 2025

Compensation Determinations by Month: Initial & Amended

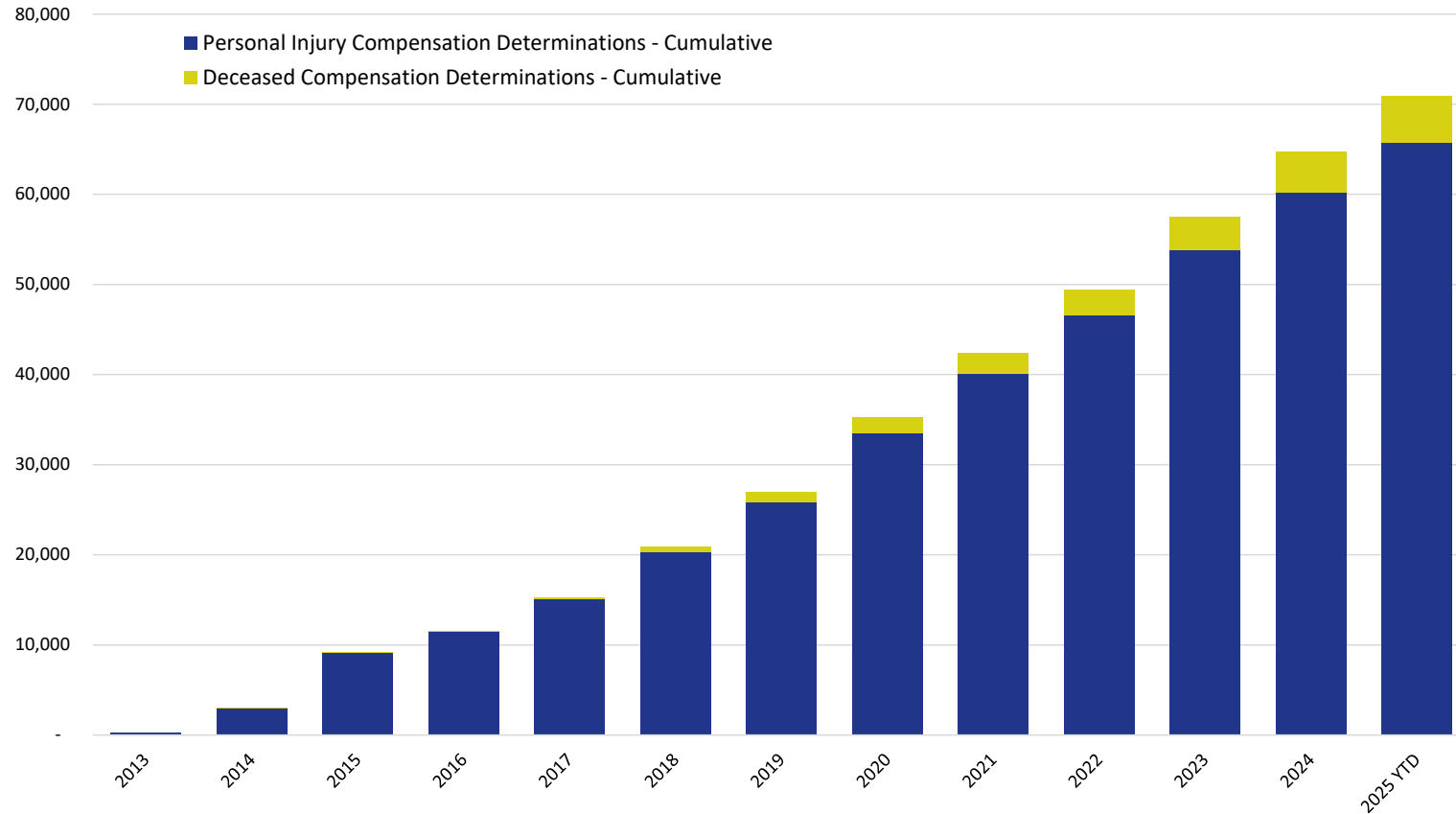


	2024	2025										
	Dec	Jan	Feb	Mar	Apr	May	Jun	Jul	Aug	Sep	Oct	Nov
Initial Compensation Determinations	590	440	648	904	599	627	648	453	638	498	602	97
Amended Compensation Determinations	125	120	59	181	493	307	58	57	422	394	367	72

NOTE: This chart includes only those compensation determinations for which the claimant has been notified by the VCF in writing of the amount of their award. Once a claimant is notified, the determination is counted on this chart, but it is reflected in the month in which the award was finalized and deemed ready for final quality checks, not in the month in which the claimant was notified. The VCF process includes a series of quality checks that are completed before a claimant is notified. These quality checks may take several weeks or longer. This means that there are claims for which substantive review has been completed but they are not counted on this chart because the claimant has not yet been notified of the award. This also means that the monthly numbers shown here for prior months will change from one report to the next as claims completed in earlier months finish the quality check process and claimants are notified.

VCF Program Statistics As of November 30, 2025

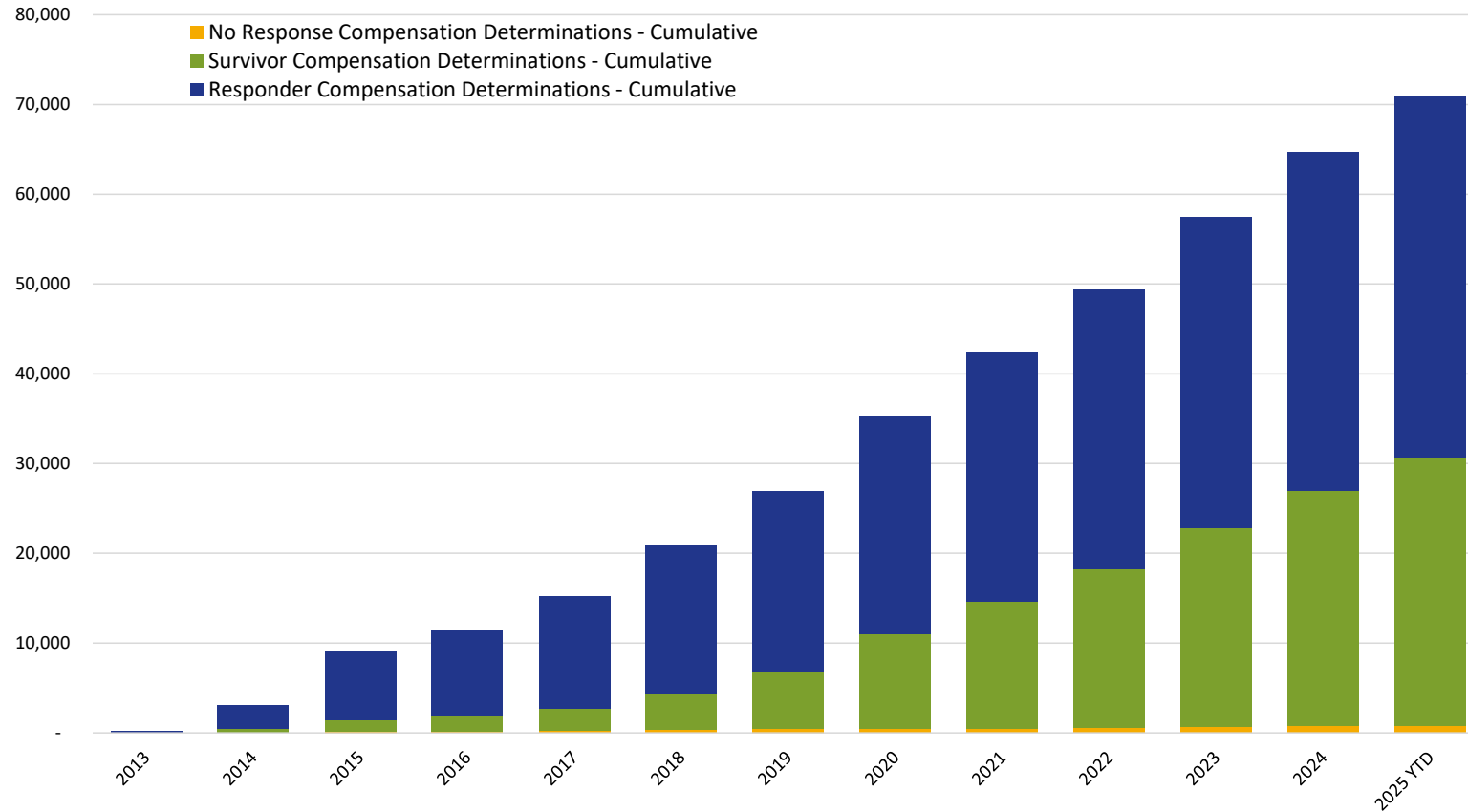
Cumulative Claims with Compensation Determinations Personal Injury & Deceased



	2013	2014	2015	2016	2017	2018	2019	2020	2021	2022	2023	2024	2025 YTD
Personal Injury Compensation Determinations - Cumulative	225	3,000	9,111	11,471	15,058	20,332	25,795	33,475	40,147	46,578	53,814	60,163	65,730
Deceased Compensation Determinations - Cumulative	-	7	20	55	181	580	1,138	1,789	2,293	2,804	3,649	4,579	5,166

VCF Program Statistics As of November 30, 2025

Cumulative Claims with Compensation Determinations Responder & Survivor



	2013	2014	2015	2016	2017	2018	2019	2020	2021	2022	2023	2024	2025 YTD
Responder Compensation Determinations - Cumulative	218	2,580	7,740	9,596	12,492	16,513	20,033	24,270	27,827	31,171	34,616	37,739	40,215
Survivor Compensation Determinations - Cumulative	6	402	1,261	1,737	2,462	4,029	6,458	10,521	14,087	17,618	22,175	26,265	29,894
No Response Compensation Determinations - Cumulative	1	25	130	193	285	370	442	473	526	593	672	738	787