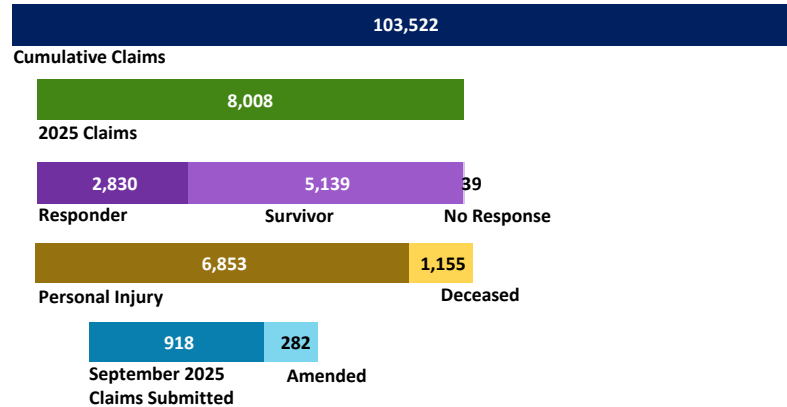


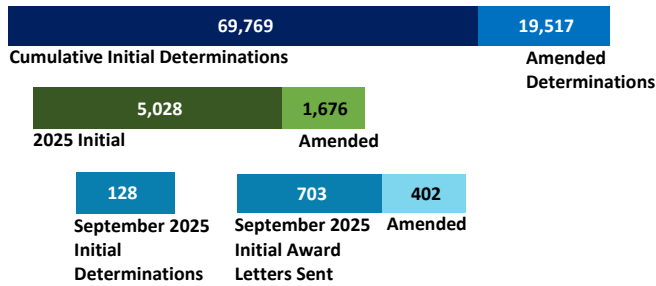
VCF Program Statistics As of September 30, 2025

VCF At-A-Glance


CLAIMS SUBMITTED



DETERMINATIONS RENDERED



DOLLARS AWARDED



Claim Review Timeline*

Claims submitted prior to June 2024 are currently receiving award decisions.

Claims submitted prior to July 2024 are currently in substantive review.

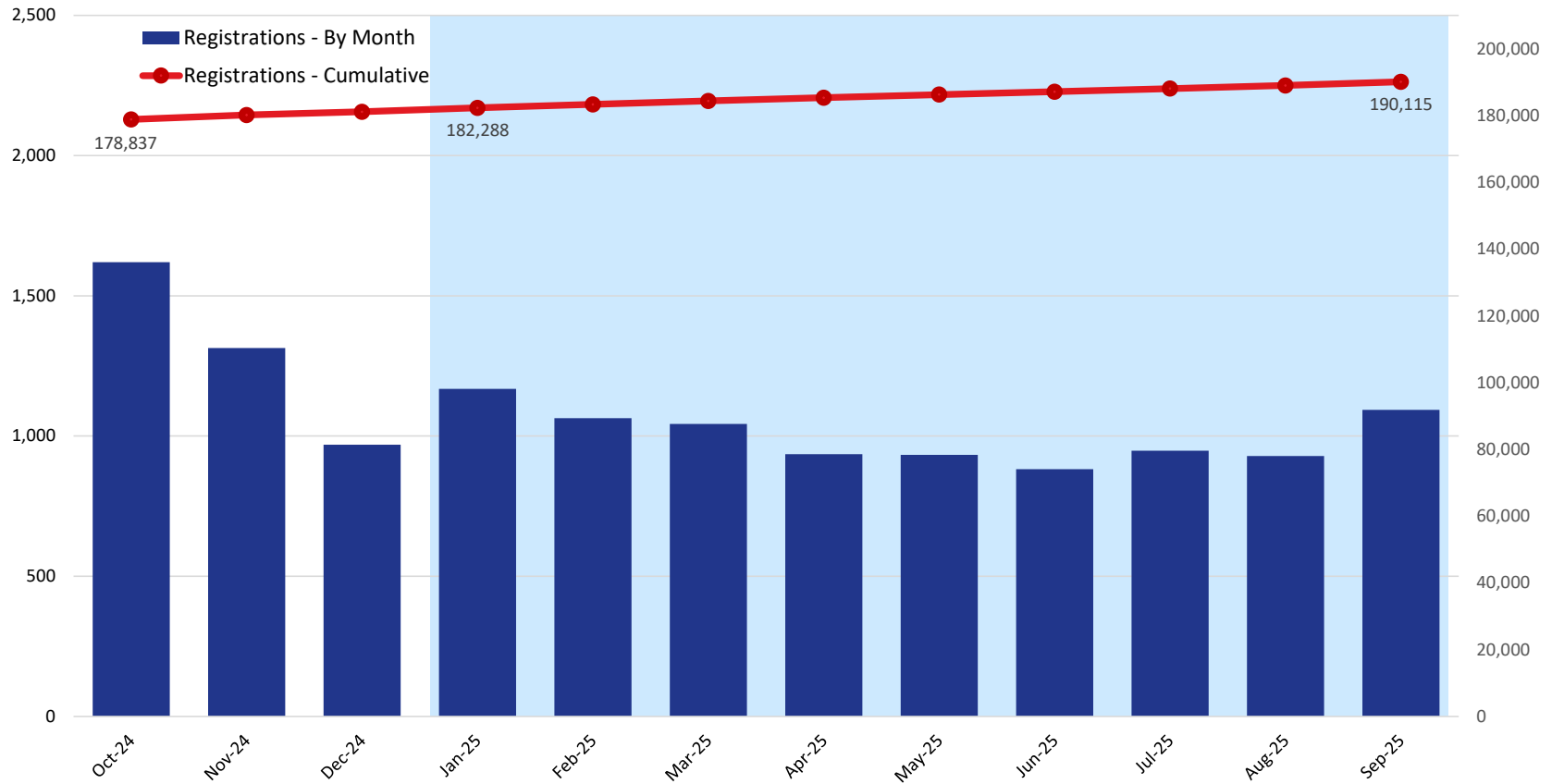
Claims submitted in August - November 2024 will come under substantive review soon.

Claims submitted prior to December 2024 are in preliminary review.

* This timeline applies only to claims that are submitted in good order, meaning they have the required documents the VCF needs in order to determine the claimant's eligibility and calculate the award. Claims that are made inactive or placed on hold because they were not submitted with the required documents take significantly longer to review and are not reflected in this timeline.

VCF Program Statistics As of September 30, 2025

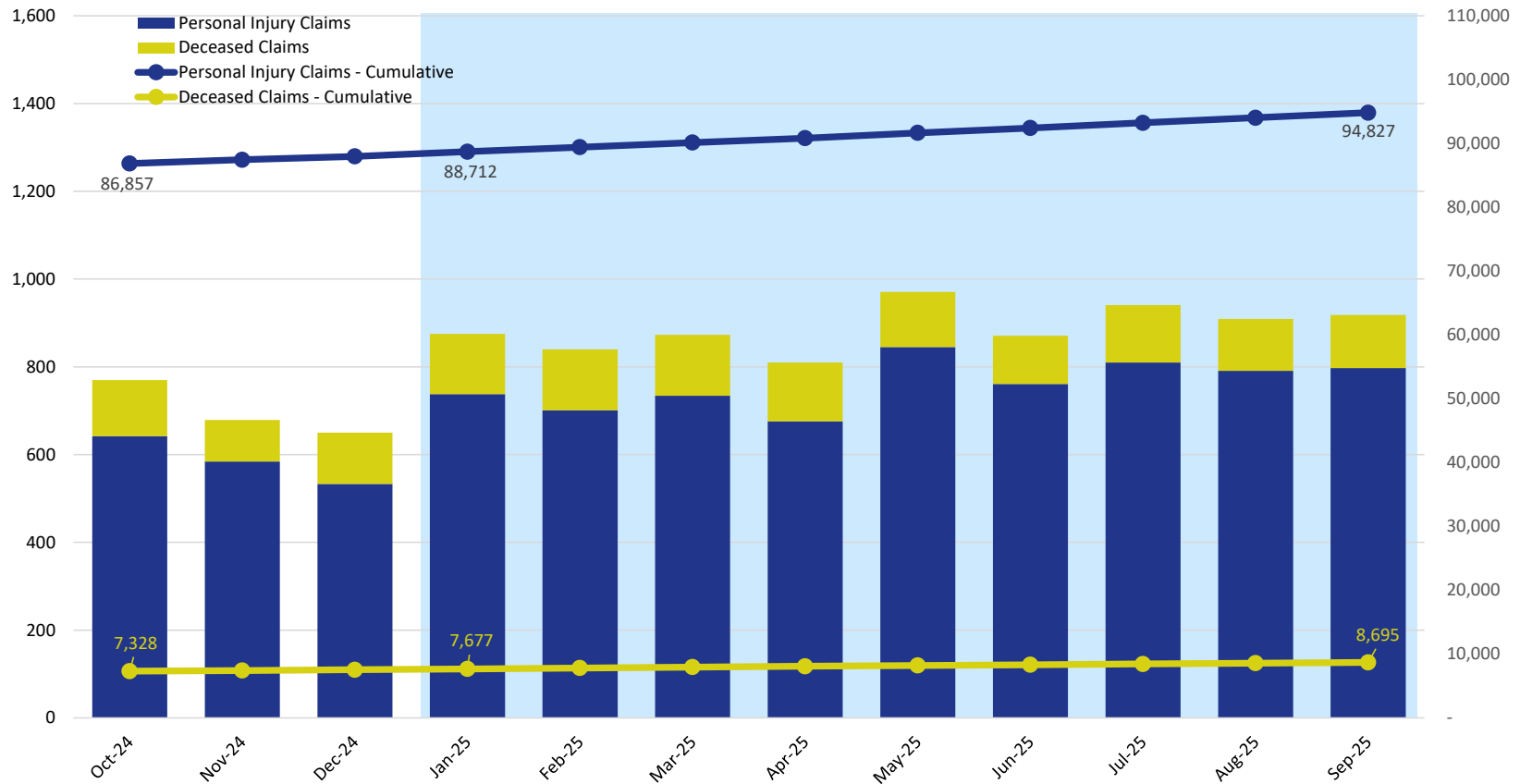
Unique Registrations



	2024			2025								
	Oct	Nov	Dec	Jan	Feb	Mar	Apr	May	Jun	Jul	Aug	Sep
Registrations - By Month	1,620	1,314	969	1,168	1,064	1,043	935	933	882	948	929	1,093
Registrations - Cumulative	178,837	180,151	181,120	182,288	183,352	184,395	185,330	186,263	187,145	188,093	189,022	190,115

VCF Program Statistics As of September 30, 2025

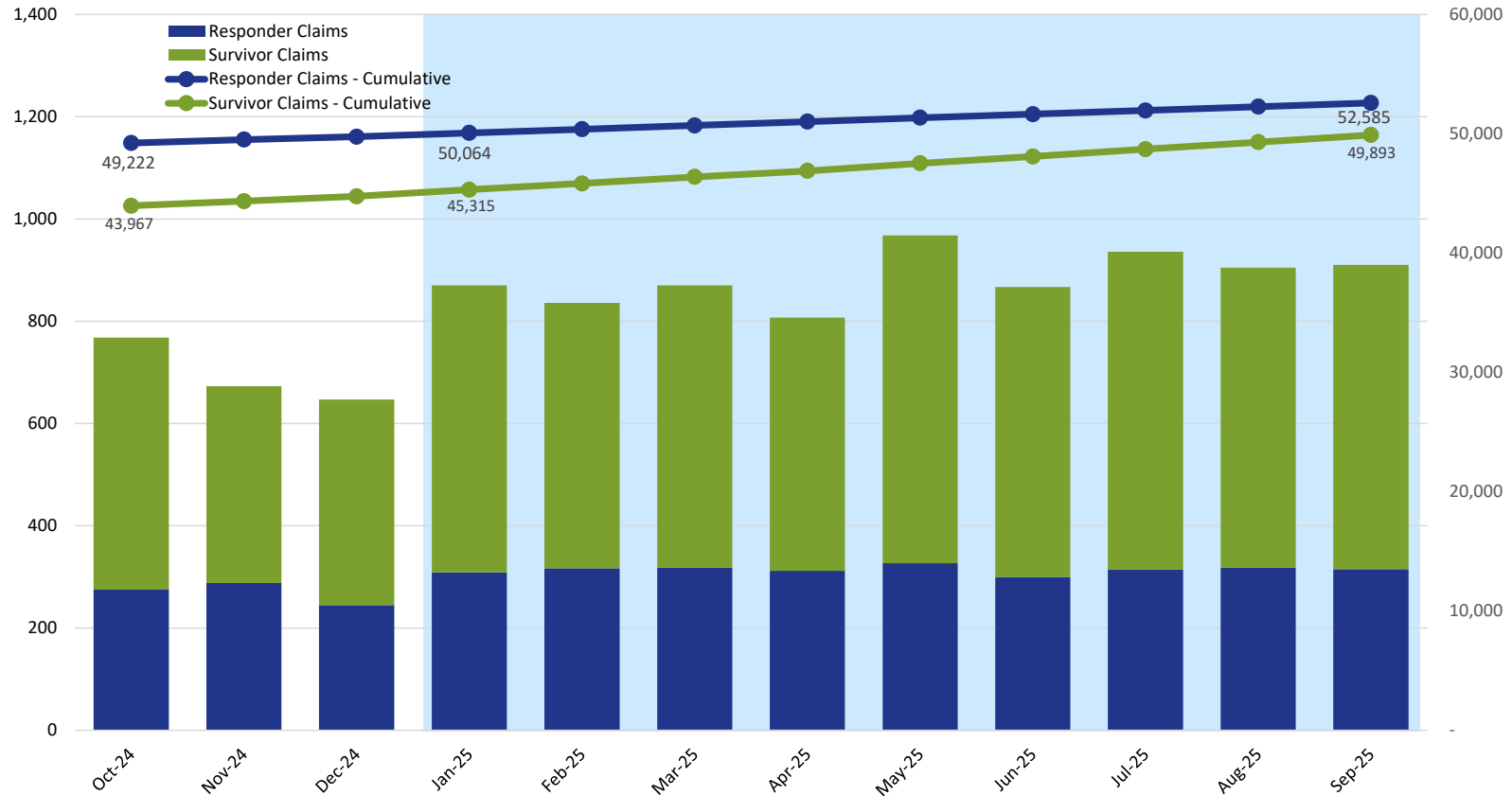
Claims Submitted by Month: Personal Injury & Deceased



	2024			2025								
	Oct	Nov	Dec	Jan	Feb	Mar	Apr	May	Jun	Jul	Aug	Sep
Personal Injury Claims	642	584	533	738	701	734	676	845	761	810	791	797
Deceased Claims	128	95	117	137	139	139	134	126	110	131	118	121
Unknown Claims	-	-	-	-	-	-	-	-	-	-	-	-
Claims - Cumulative	94,185	94,864	95,514	96,389	97,229	98,102	98,912	99,883	100,754	101,695	102,604	103,522

VCF Program Statistics As of September 30, 2025

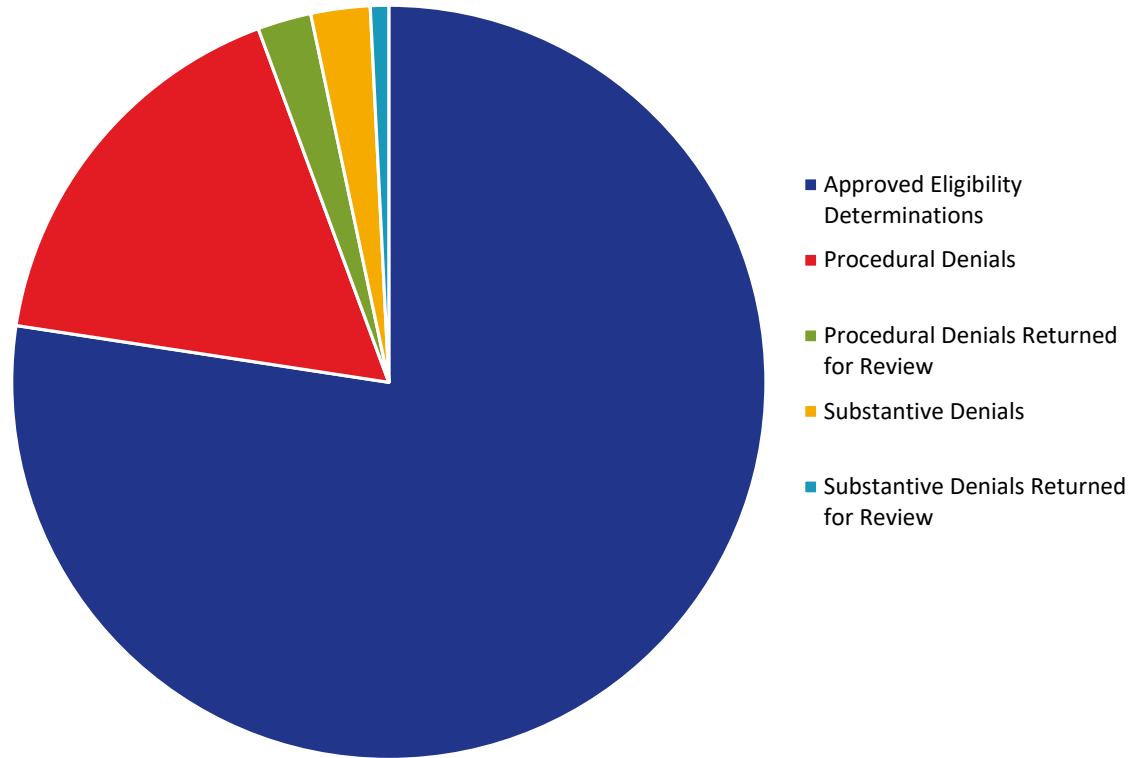
Claims Submitted by Month: Responder & Survivor



	2024			2025								
	Oct	Nov	Dec	Jan	Feb	Mar	Apr	May	Jun	Jul	Aug	Sep
Responder Claims	275	288	245	309	317	318	312	327	300	314	318	315
Survivor Claims	493	385	402	561	519	552	495	641	567	622	587	595
No Response Claims	2	6	3	5	4	3	3	3	4	5	4	8
Claims - Cumulative	94,185	94,864	95,514	96,389	97,229	98,102	98,912	99,883	100,754	101,695	102,604	103,522

VCF Program Statistics As of September 30, 2025

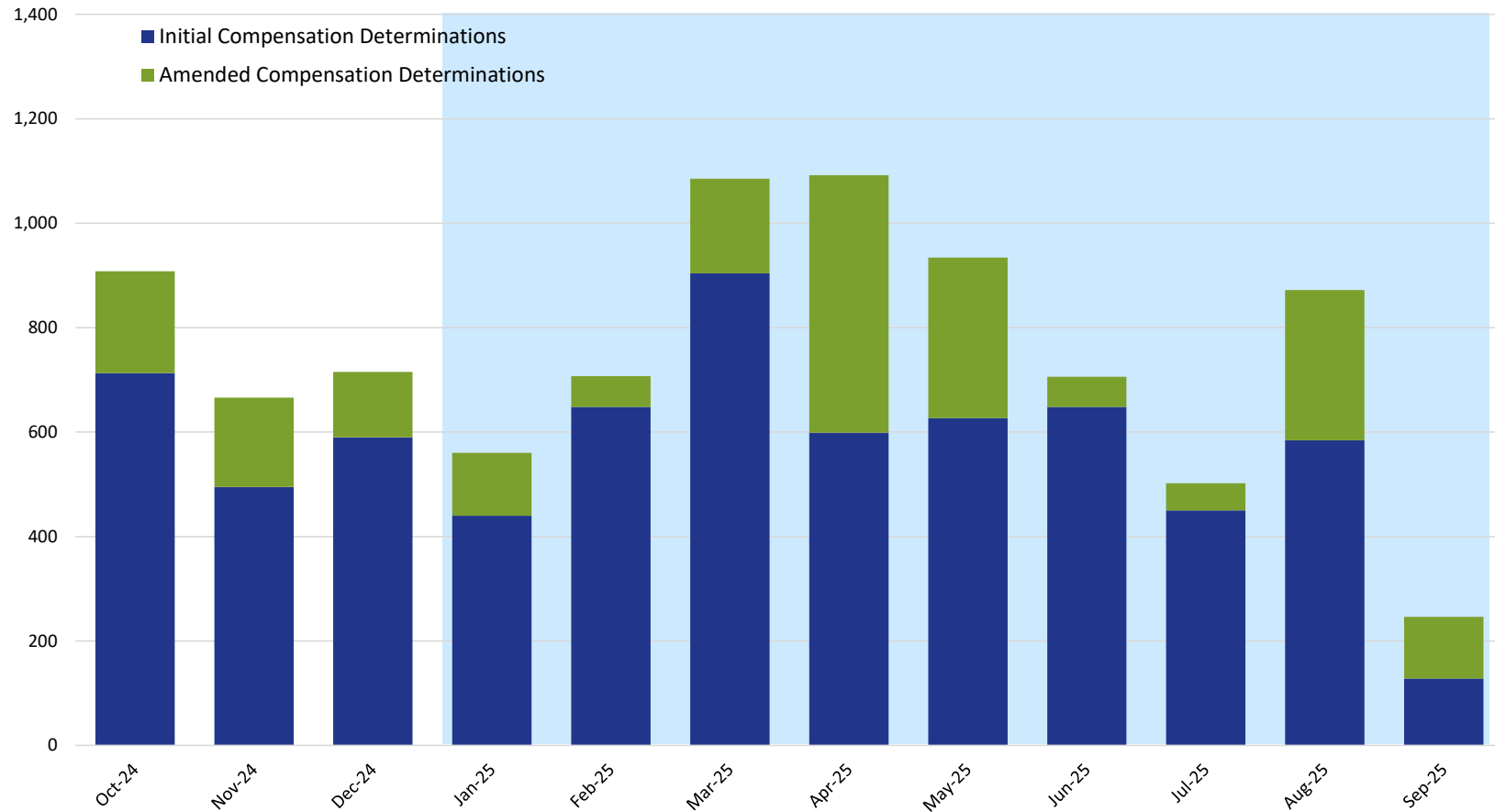
Eligibility



	2024			2025								
	Oct	Nov	Dec	Jan	Feb	Mar	Apr	May	Jun	Jul	Aug	Sep
Approved Eligibility Determinations	64,576	65,075	65,652	66,043	66,805	67,819	68,525	69,119	69,854	70,352	71,162	71,780
Procedural Denials	14,848	14,966	15,054	15,132	15,236	15,299	15,389	15,450	15,504	15,582	15,647	15,729
Procedural Denials Returned for Review	1,456	1,548	1,632	1,692	1,773	1,830	1,876	1,934	1,988	2,055	2,094	2,135
Substantive Denials	1,823	1,861	1,910	1,954	2,012	2,073	2,141	2,188	2,225	2,264	2,331	2,354
Substantive Denials Returned for Review	204	224	256	294	386	419	509	550	574	594	728	730

VCF Program Statistics As of September 30, 2025

Compensation Determinations by Month: Initial & Amended

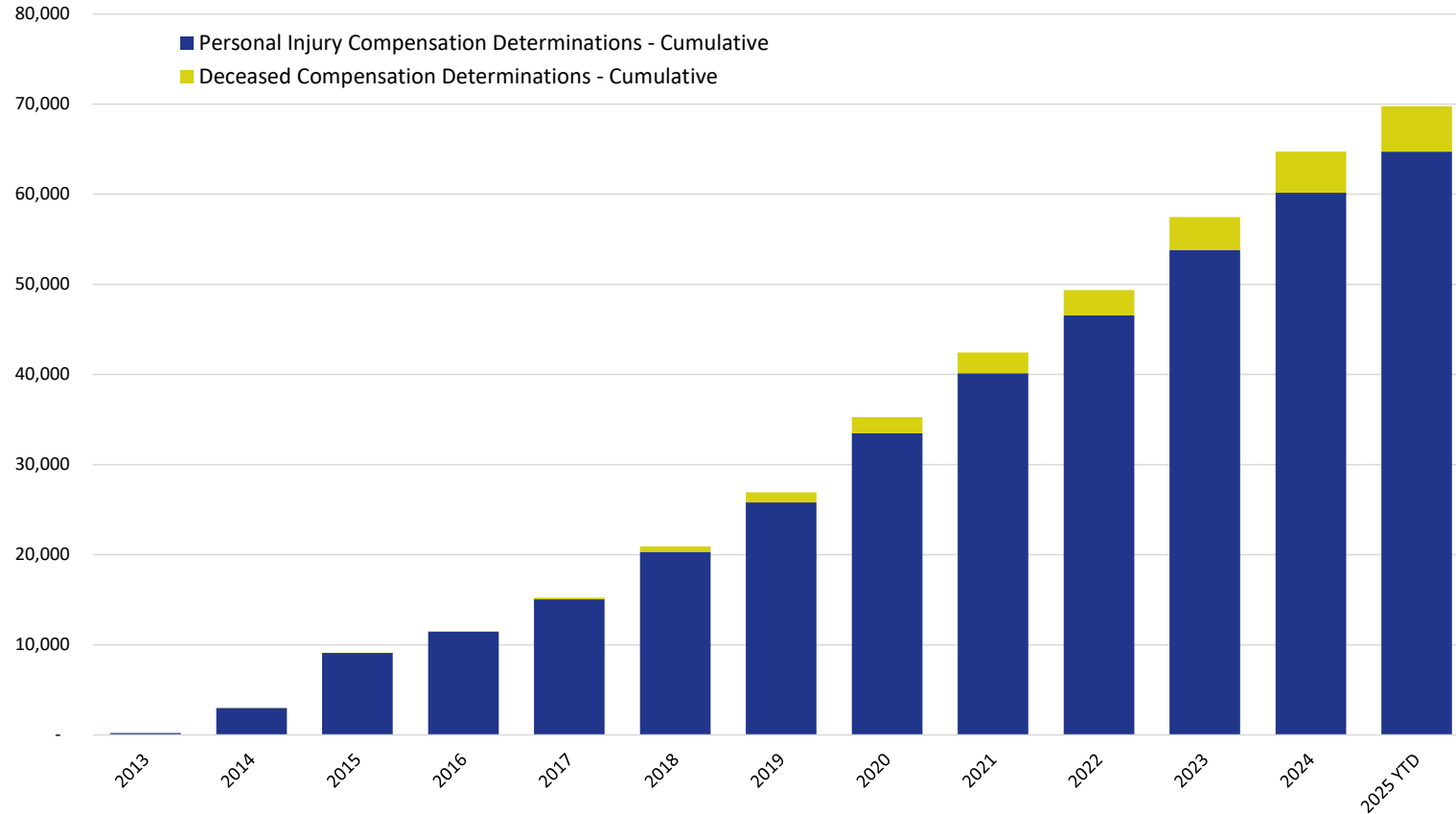


	2024			2025								
	Oct	Nov	Dec	Jan	Feb	Mar	Apr	May	Jun	Jul	Aug	Sep
Initial Compensation Determinations	713	495	590	440	648	904	599	627	648	450	584	128
Amended Compensation Determinations	195	171	125	120	59	181	493	307	58	52	288	118

NOTE: This chart includes only those compensation determinations for which the claimant has been notified by the VCF in writing of the amount of their award. Once a claimant is notified, the determination is counted on this chart, but it is reflected in the month in which the award was finalized and deemed ready for final quality checks, not in the month in which the claimant was notified. The VCF process includes a series of quality checks that are completed before a claimant is notified. These quality checks may take several weeks or longer. This means that there are claims for which substantive review has been completed but they are not counted on this chart because the claimant has not yet been notified of the award. This also means that the monthly numbers shown here for prior months will change from one report to the next as claims completed in earlier months finish the quality check process and claimants are notified.

VCF Program Statistics As of September 30, 2025

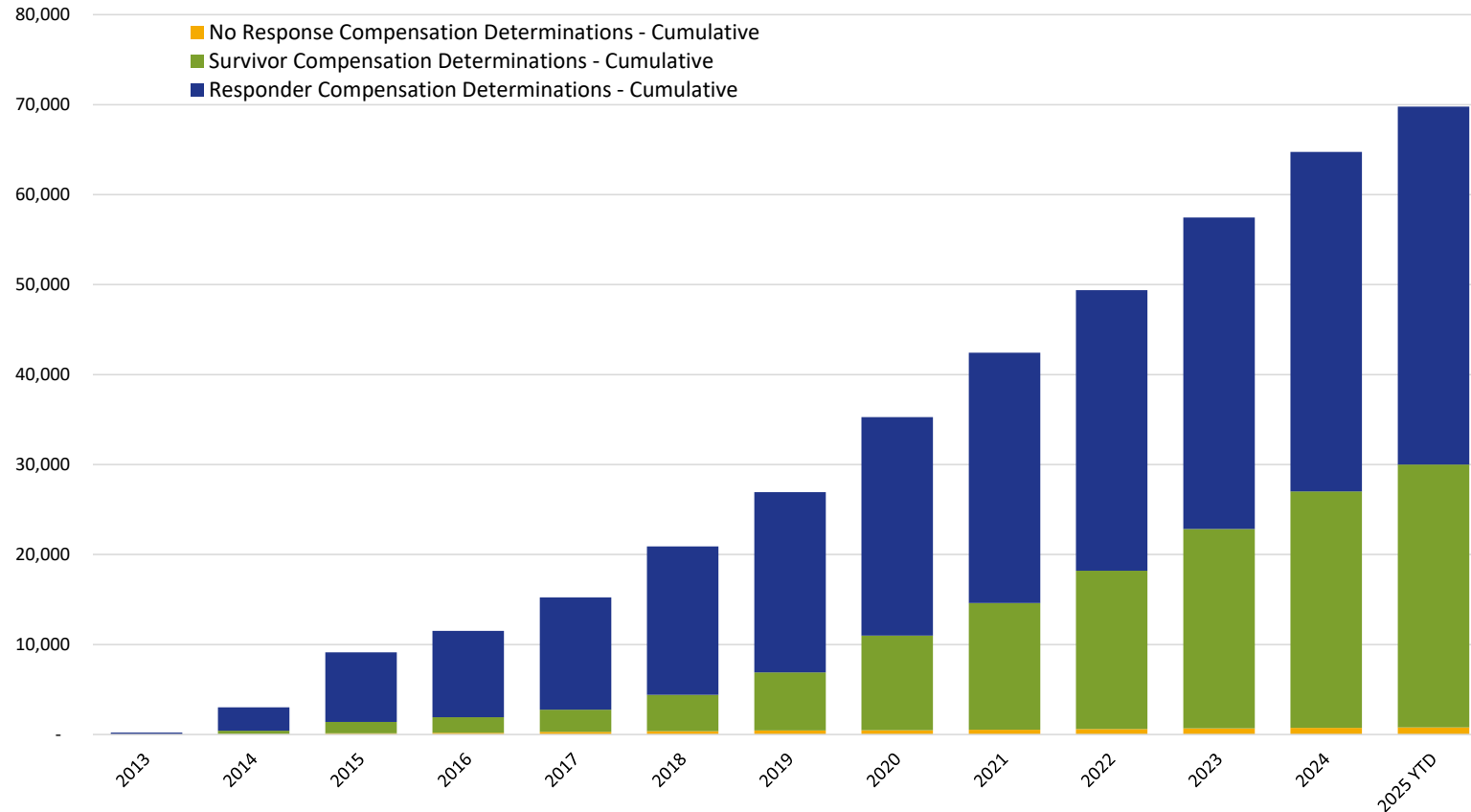
Cumulative Claims with Compensation Determinations Personal Injury & Deceased



	2013	2014	2015	2016	2017	2018	2019	2020	2021	2022	2023	2024	2025 YTD
Personal Injury Compensation Determinations - Cumulative	225	3,000	9,111	11,471	15,058	20,332	25,794	33,474	40,146	46,577	53,813	60,162	64,732
Deceased Compensation Determinations - Cumulative	-	7	20	55	181	580	1,138	1,789	2,293	2,804	3,649	4,579	5,037

VCF Program Statistics As of September 30, 2025

Cumulative Claims with Compensation Determinations Responder & Survivor



	2013	2014	2015	2016	2017	2018	2019	2020	2021	2022	2023	2024	2025 YTD
Responder Compensation Determinations - Cumulative	218	2,580	7,740	9,596	12,492	16,513	20,032	24,269	27,826	31,170	34,615	37,738	39,766
Survivor Compensation Determinations - Cumulative	6	402	1,261	1,737	2,462	4,029	6,458	10,521	14,087	17,618	22,175	26,265	29,220
No Response Compensation Determinations - Cumulative	1	25	130	193	285	370	442	473	526	593	672	738	783