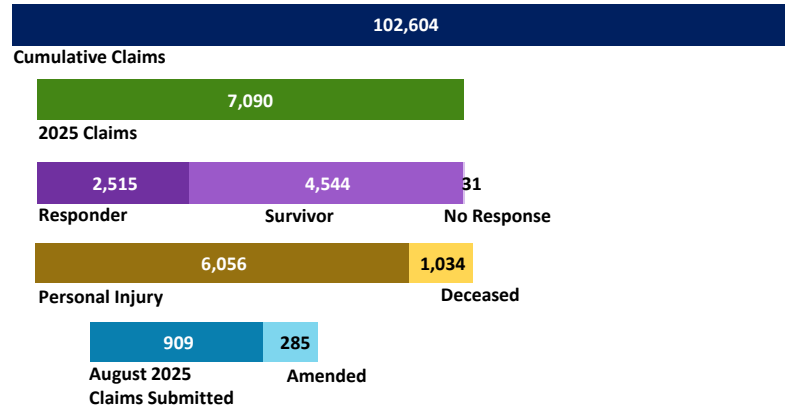


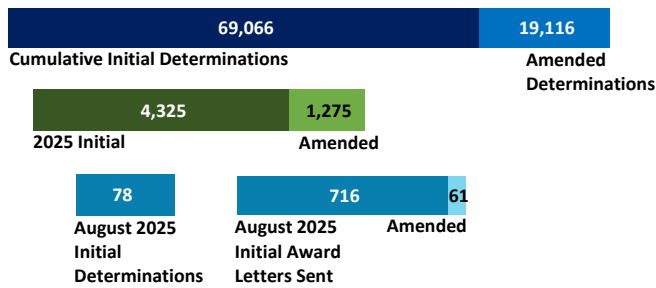
# VCF Program Statistics As of August 31, 2025

## VCF At-A-Glance

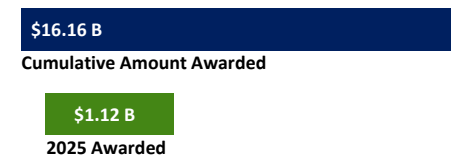
### CLAIMS SUBMITTED



### DETERMINATIONS RENDERED



### DOLLARS AWARDED



## Claim Review Timeline\*

Claims submitted prior to May 2024 are currently receiving award decisions.

Claims submitted prior to June 2024 are currently in substantive review.

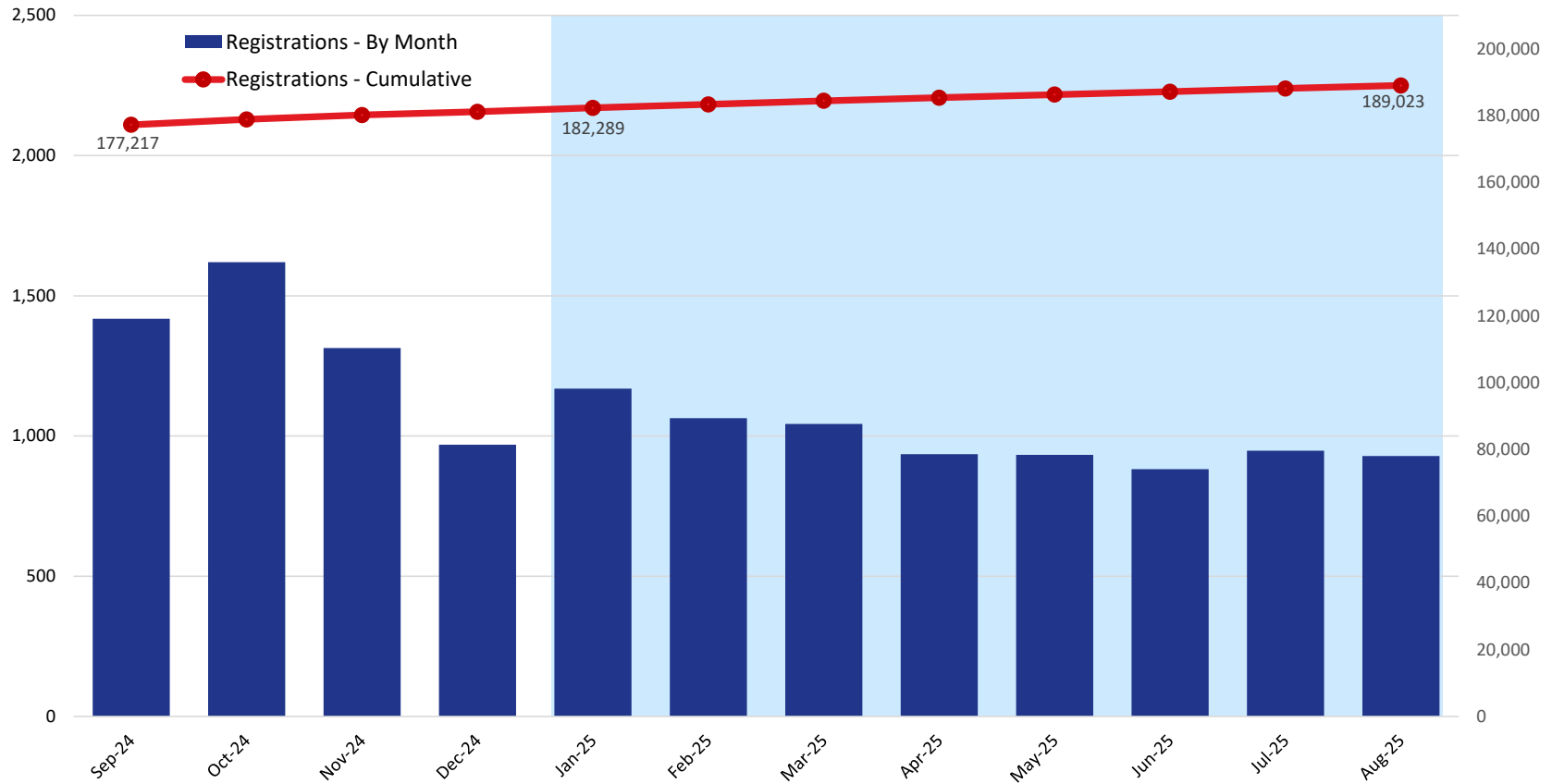
Claims submitted in July - October 2024 will come under substantive review soon.

Claims submitted prior to November 2024 are in preliminary review.

\* This timeline applies only to claims that are submitted in good order, meaning they have the required documents the VCF needs in order to determine the claimant's eligibility and calculate the award. Claims that are made inactive or placed on hold because they were not submitted with the required documents take significantly longer to review and are not reflected in this timeline.

## VCF Program Statistics As of August 31, 2025

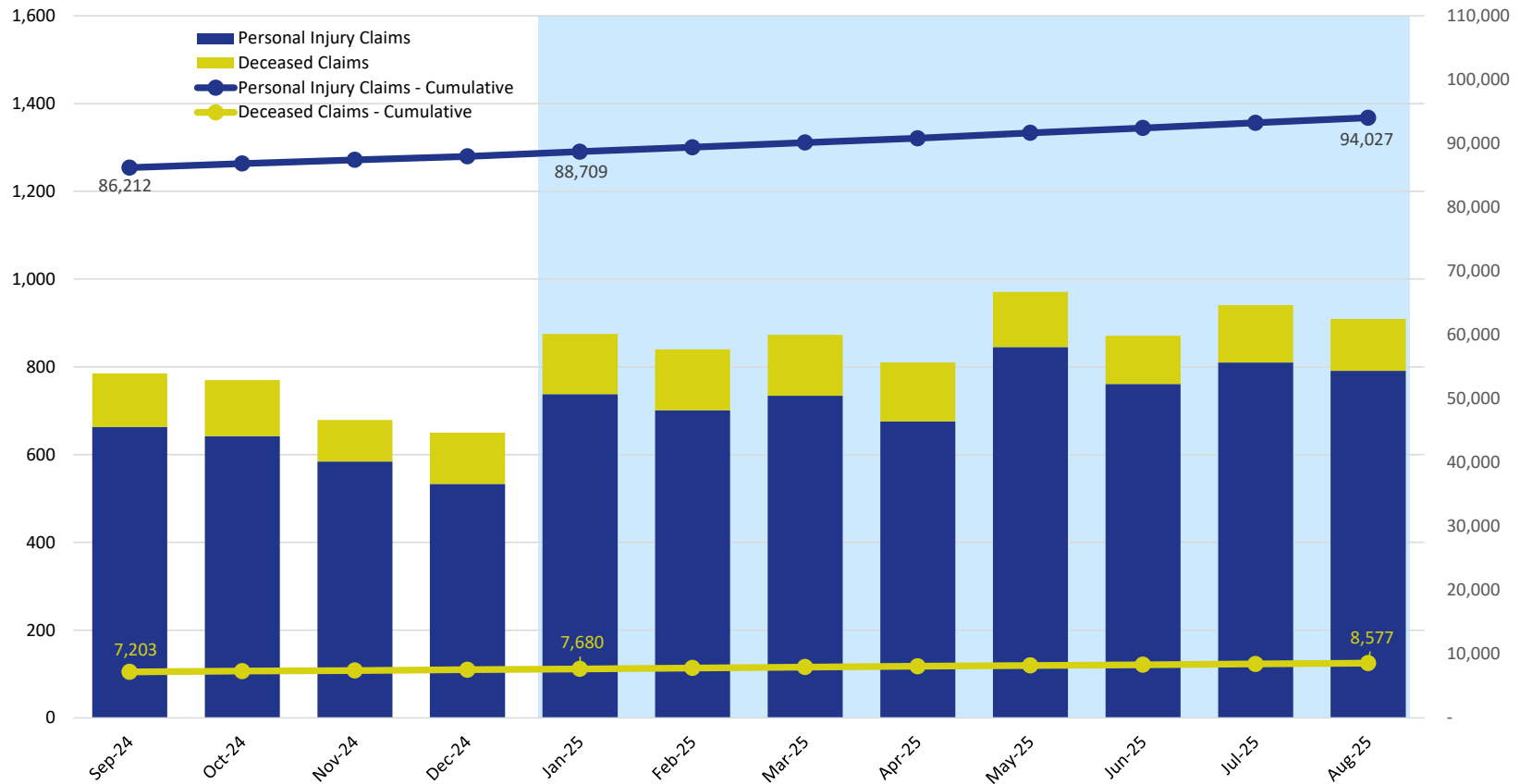
### Unique Registrations



	2024				2025							
	Sep	Oct	Nov	Dec	Jan	Feb	Mar	Apr	May	Jun	Jul	Aug
Registrations - By Month	1,418	1,620	1,314	969	1,169	1,064	1,043	935	933	882	948	929
Registrations - Cumulative	177,217	178,837	180,151	181,120	182,289	183,353	184,396	185,331	186,264	187,146	188,094	189,023

## VCF Program Statistics As of August 31, 2025

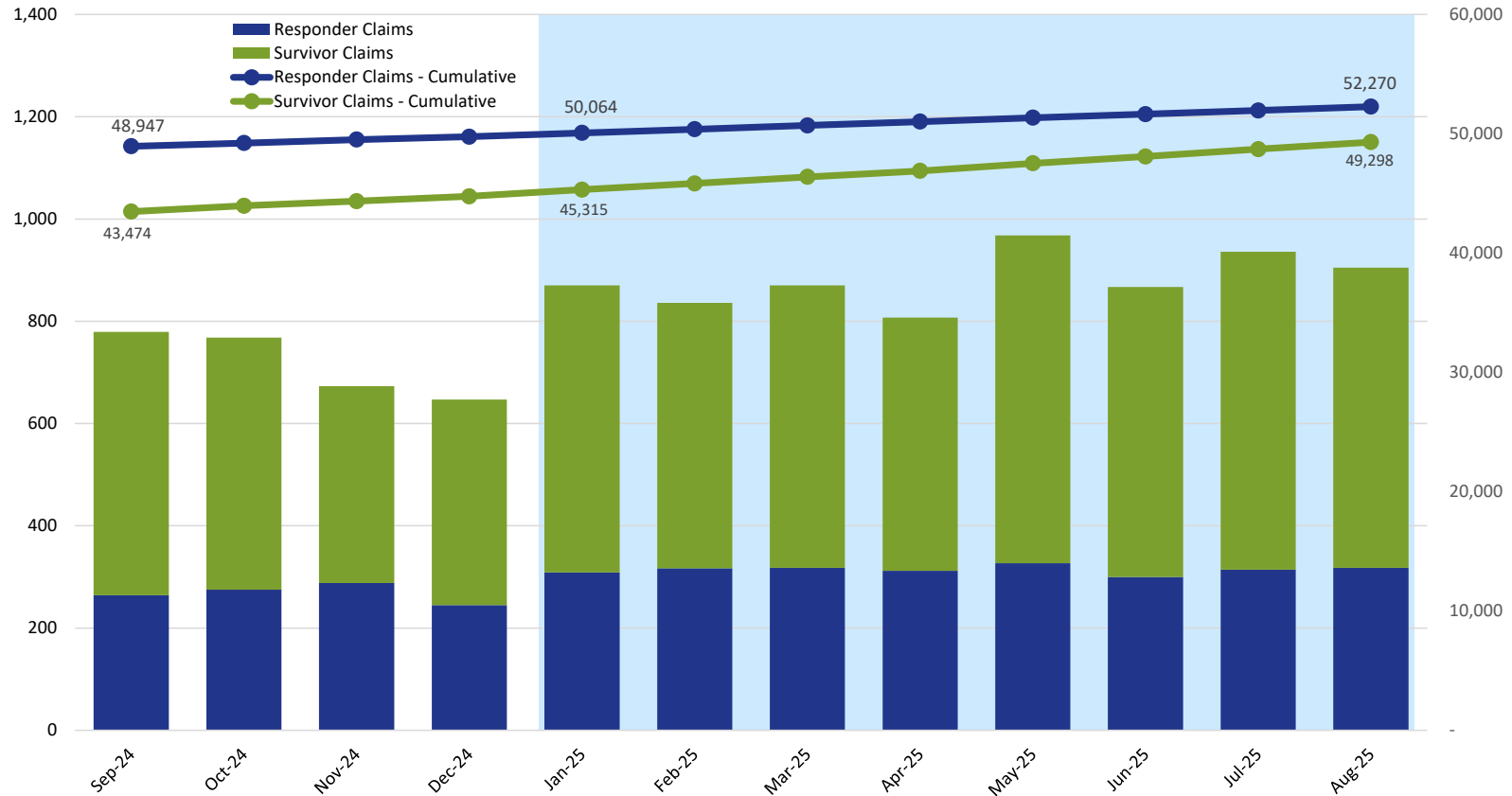
Claims Submitted by Month: Personal Injury & Deceased



	2024				2025							
	Sep	Oct	Nov	Dec	Jan	Feb	Mar	Apr	May	Jun	Jul	Aug
Personal Injury Claims	663	642	584	533	738	701	734	676	845	761	810	791
Deceased Claims	122	128	95	117	137	139	139	134	126	110	131	118
Unknown Claims	-	-	-	-	-	-	-	-	-	-	-	-
Claims - Cumulative	93,415	94,185	94,864	95,514	96,389	97,229	98,102	98,912	99,883	100,754	101,695	102,604

## VCF Program Statistics As of August 31, 2025

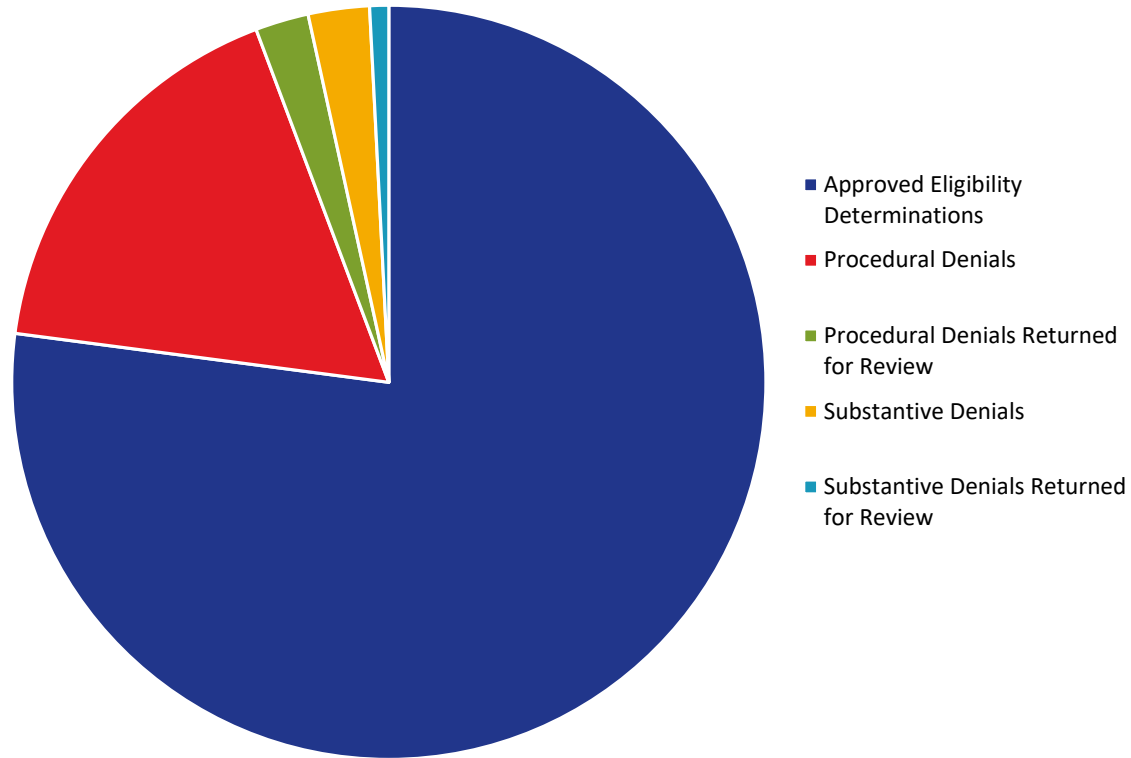
Claims Submitted by Month: Responder & Survivor



	2024				2025							
	Sep	Oct	Nov	Dec	Jan	Feb	Mar	Apr	May	Jun	Jul	Aug
Responder Claims	264	275	288	245	309	317	318	312	327	300	314	318
Survivor Claims	515	493	385	402	561	519	552	495	641	567	622	587
No Response Claims	6	2	6	3	5	4	3	3	3	4	5	4
Claims - Cumulative	93,415	94,185	94,864	95,514	96,389	97,229	98,102	98,912	99,883	100,754	101,695	102,604

## VCF Program Statistics As of August 31, 2025

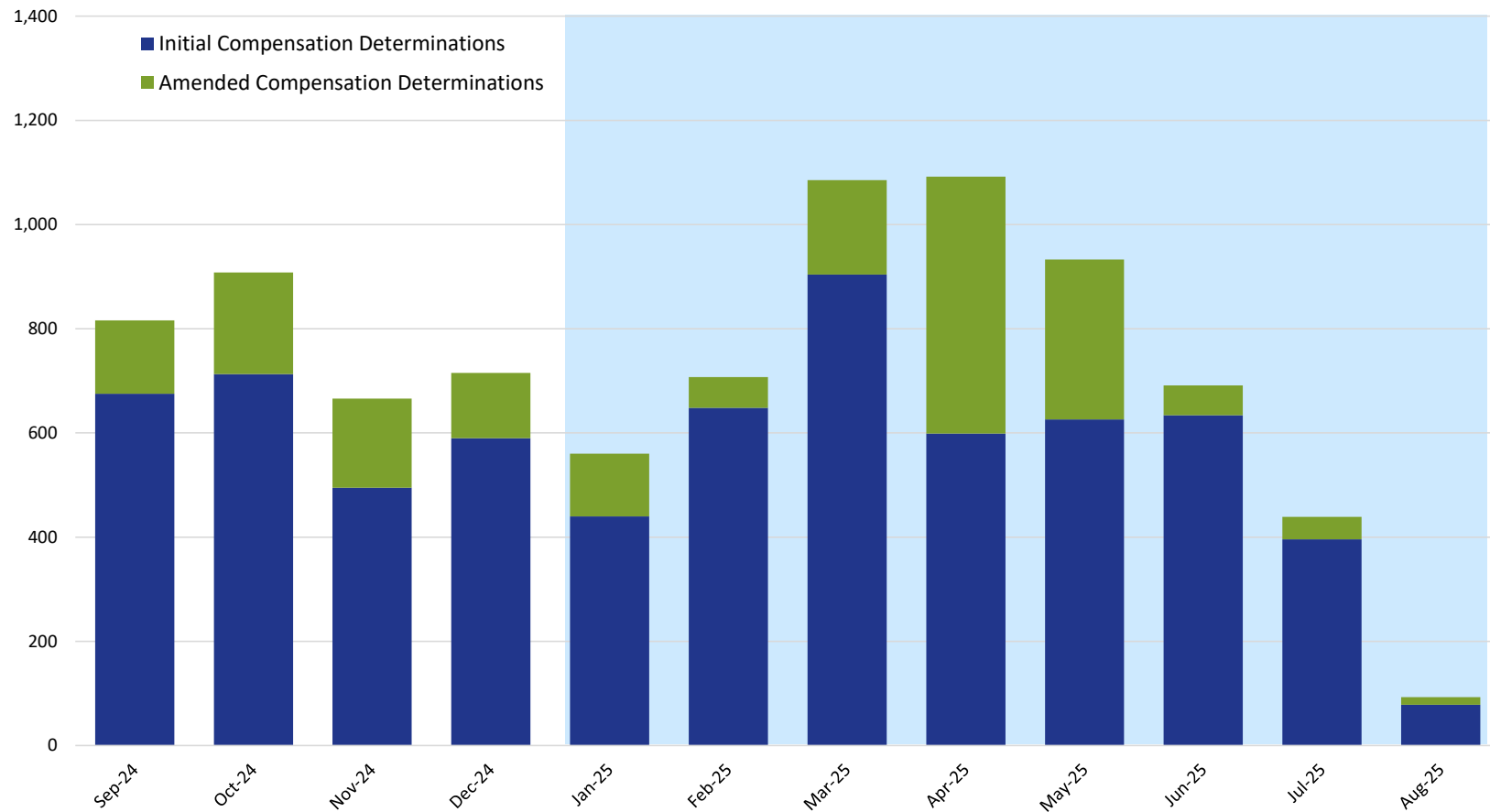
Eligibility



	2024				2025							
	Sep	Oct	Nov	Dec	Jan	Feb	Mar	Apr	May	Jun	Jul	Aug
Approved Eligibility Determinations	63,882	64,576	65,075	65,652	66,043	66,805	67,819	68,525	69,119	69,854	70,352	71,162
Procedural Denials	14,921	15,035	15,158	15,249	15,329	15,441	15,507	15,598	15,663	15,718	15,803	15,879
Procedural Denials Returned for Review	1,414	1,505	1,594	1,676	1,734	1,808	1,866	1,913	1,969	2,022	2,082	2,110
Substantive Denials	1,780	1,830	1,868	1,918	1,962	2,022	2,083	2,151	2,200	2,237	2,276	2,423
Substantive Denials Returned for Review	169	248	283	329	389	483	516	608	648	674	696	753

## VCF Program Statistics As of August 31, 2025

Compensation Determinations by Month: Initial & Amended

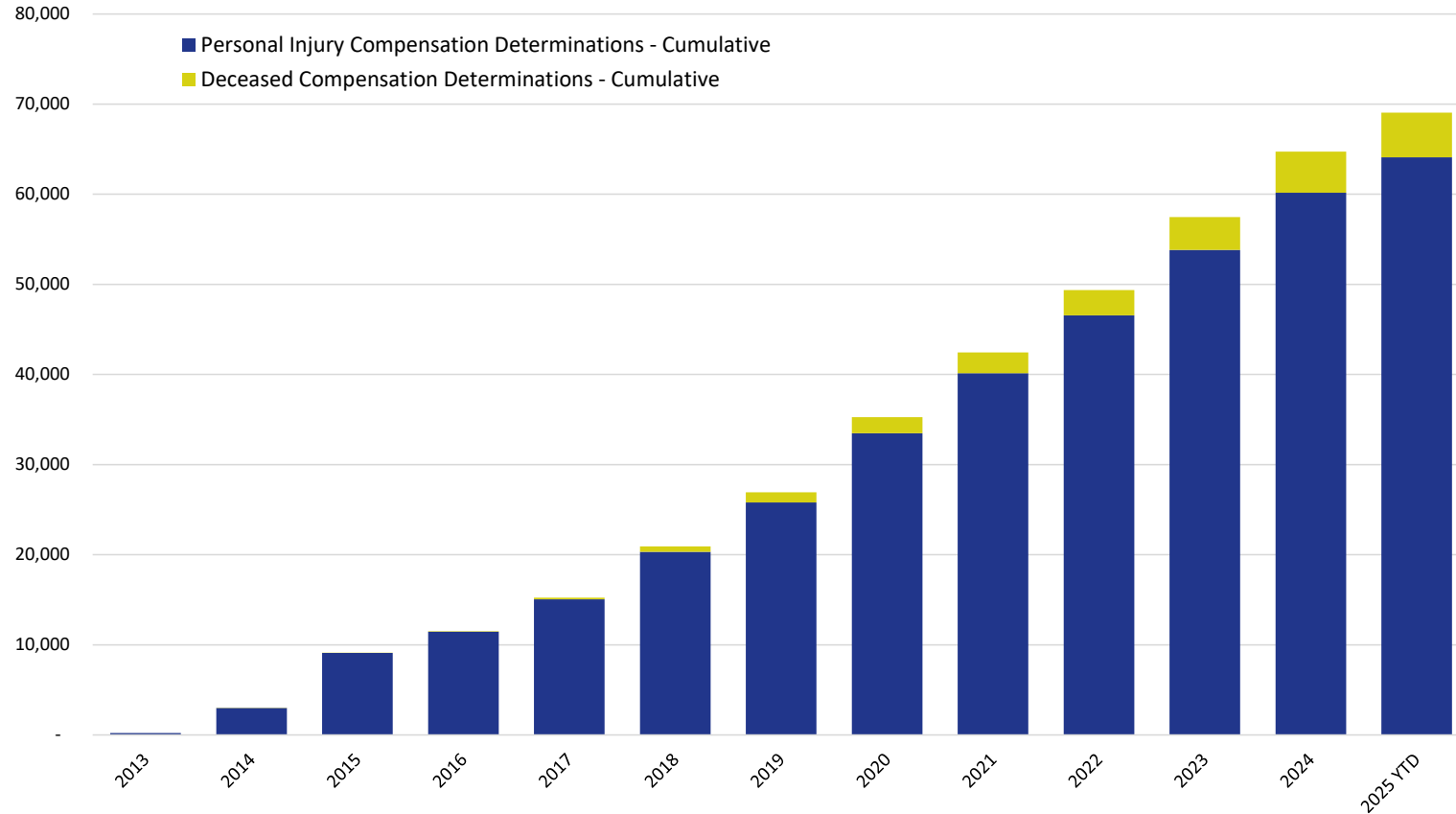


	2024				2025							
	Sep	Oct	Nov	Dec	Jan	Feb	Mar	Apr	May	Jun	Jul	Aug
Initial Compensation Determinations	675	713	495	590	440	648	904	599	626	634	396	78
Amended Compensation Determinations	141	195	171	125	120	59	181	493	307	57	43	15

**NOTE:** This chart includes only those compensation determinations for which the claimant has been notified by the VCF in writing of the amount of their award. Once a claimant is notified, the determination is counted on this chart, but it is reflected in the month in which the award was finalized and deemed ready for final quality checks, not in the month in which the claimant was notified. The VCF process includes a series of quality checks that are completed before a claimant is notified. These quality checks may take several weeks or longer. This means that there are claims for which substantive review has been completed but they are not counted on this chart because the claimant has not yet been notified of the award. This also means that the monthly numbers shown here for prior months will change from one report to the next as claims completed in earlier months finish the quality check process and claimants are notified.

## VCF Program Statistics As of August 31, 2025

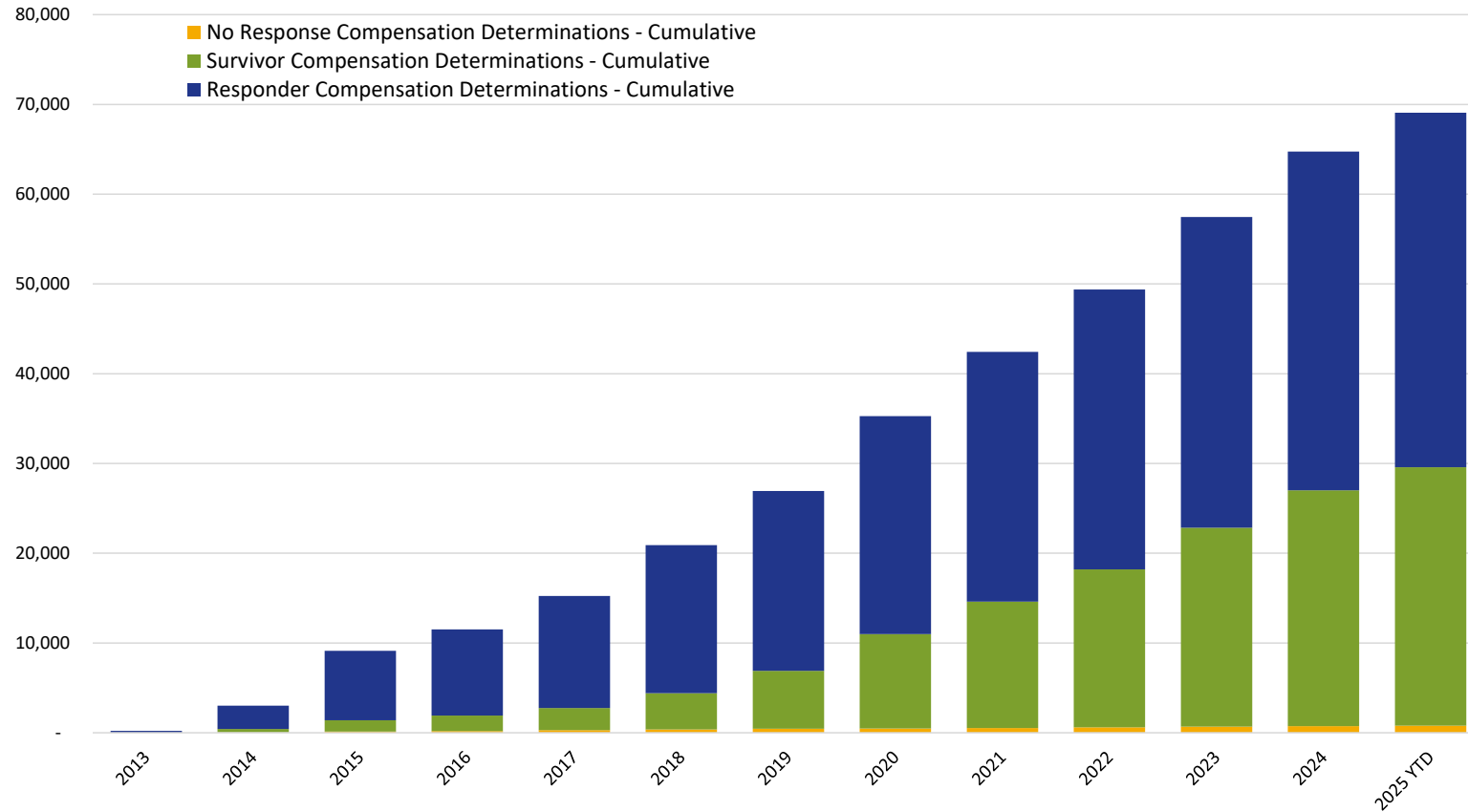
### Cumulative Claims with Compensation Determinations Personal Injury & Deceased



	2013	2014	2015	2016	2017	2018	2019	2020	2021	2022	2023	2024	2025 YTD
Personal Injury Compensation Determinations - Cumulative	225	3,000	9,111	11,471	15,058	20,332	25,794	33,474	40,146	46,577	53,813	60,162	64,105
Deceased Compensation Determinations - Cumulative	-	7	20	55	181	580	1,138	1,789	2,293	2,804	3,649	4,579	4,961

## VCF Program Statistics As of August 31, 2025

### Cumulative Claims with Compensation Determinations Responder & Survivor



	2013	2014	2015	2016	2017	2018	2019	2020	2021	2022	2023	2024	2025 YTD
Responder Compensation Determinations - Cumulative	218	2,580	7,740	9,596	12,492	16,513	20,032	24,269	27,826	31,170	34,615	37,738	39,480
Survivor Compensation Determinations - Cumulative	6	402	1,261	1,737	2,462	4,029	6,458	10,521	14,087	17,618	22,175	26,265	28,805
No Response Compensation Determinations - Cumulative	1	25	130	193	285	370	442	473	526	593	672	738	781