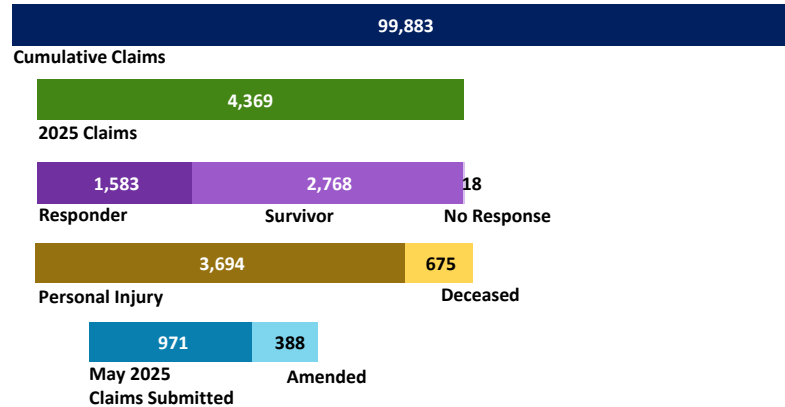


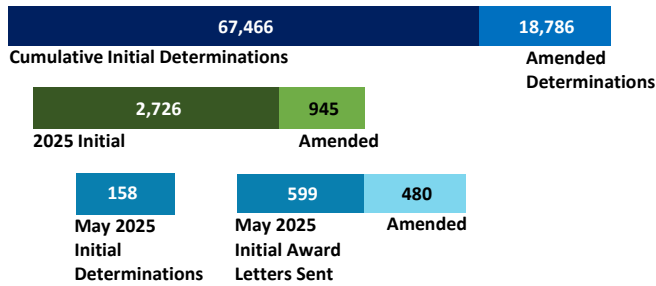
VCF Program Statistics As of May 31, 2025

VCF At-A-Glance


CLAIMS SUBMITTED



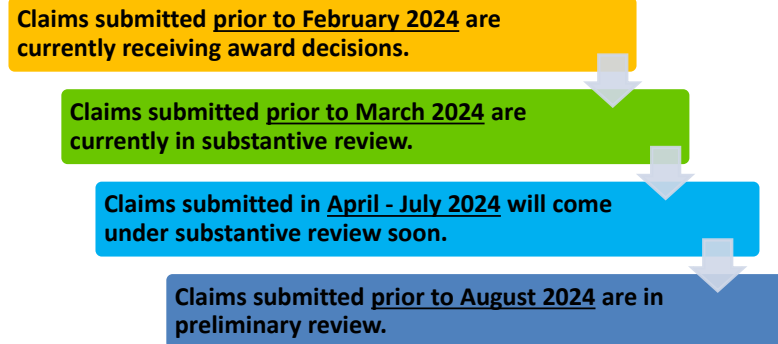
DETERMINATIONS RENDERED



DOLLARS AWARDED



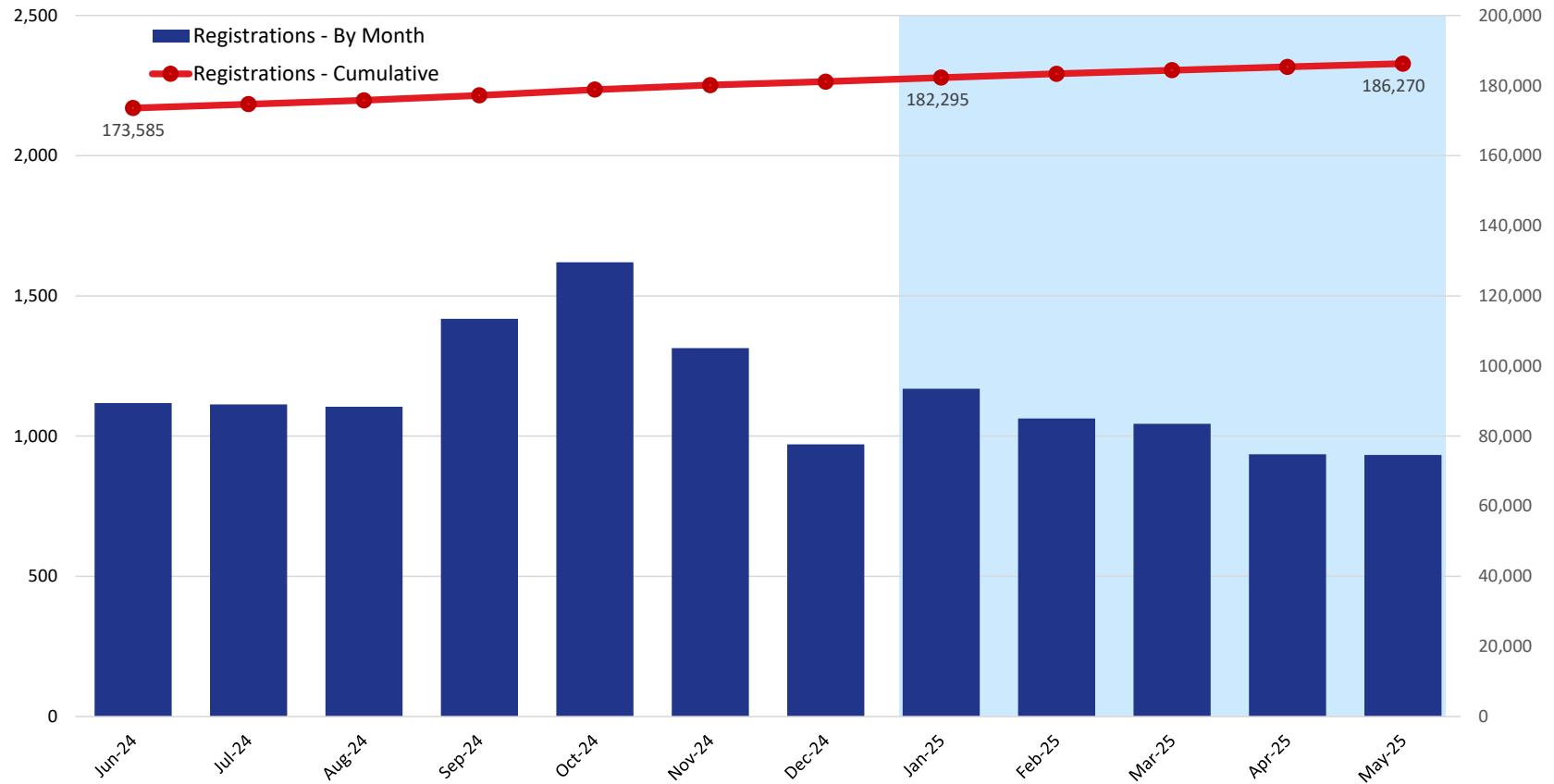
Claim Review Timeline*



* This timeline applies only to claims that are submitted in good order, meaning they have the required documents the VCF needs in order to determine the claimant's eligibility and calculate the award. Claims that are made inactive or placed on hold because they were not submitted with the required documents take significantly longer to review and are not reflected in this timeline.

VCF Program Statistics As of May 31, 2025

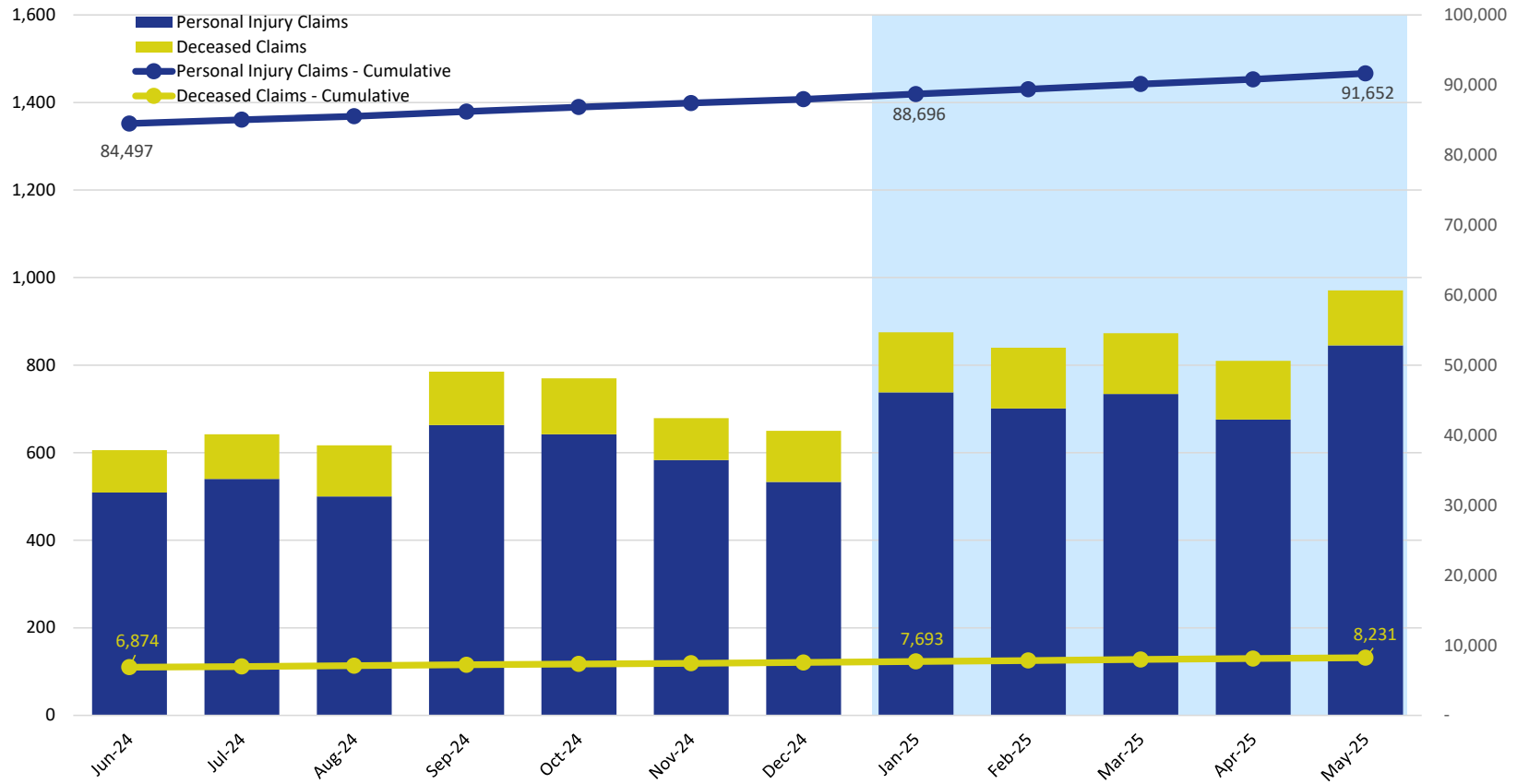
Unique Registrations



	2024							2025				
	Jun	Jul	Aug	Sep	Oct	Nov	Dec	Jan	Feb	Mar	Apr	May
Registrations - By Month	1,118	1,113	1,105	1,418	1,620	1,314	971	1,169	1,063	1,044	935	933
Registrations - Cumulative	173,585	174,698	175,803	177,221	178,841	180,155	181,126	182,295	183,358	184,402	185,337	186,270

VCF Program Statistics As of May 31, 2025

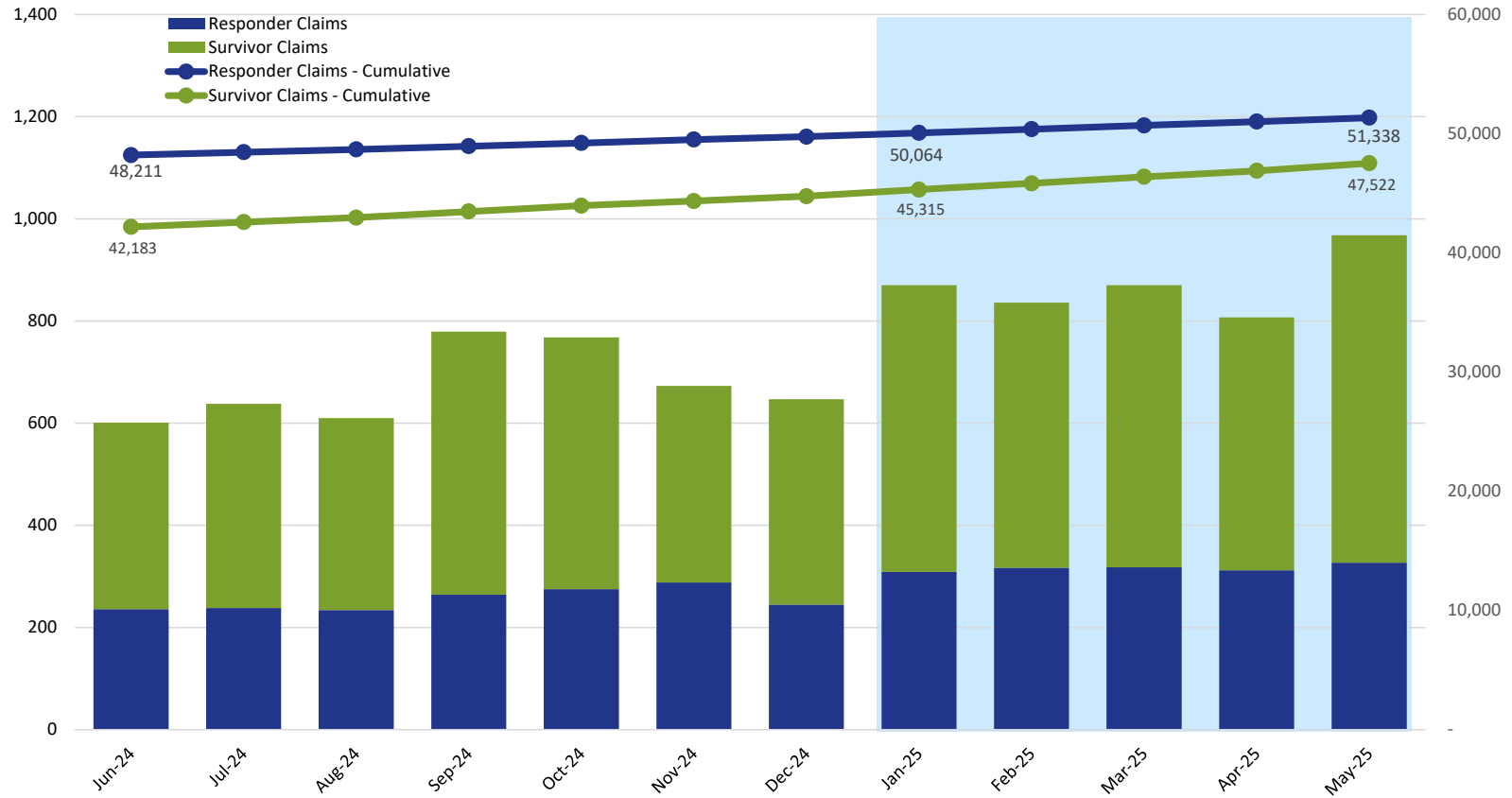
Claims Submitted by Month: Personal Injury & Deceased



	2024							2025				
	Jun	Jul	Aug	Sep	Oct	Nov	Dec	Jan	Feb	Mar	Apr	May
Personal Injury Claims	509	540	500	663	642	583	533	738	701	734	676	845
Deceased Claims	97	102	117	122	128	96	117	137	139	139	134	126
Unknown Claims	-	-	-	-	-	-	-	-	-	-	-	-
Claims - Cumulative	91,371	92,013	92,630	93,415	94,185	94,864	95,514	96,389	97,229	98,102	98,912	99,883

VCF Program Statistics As of May 31, 2025

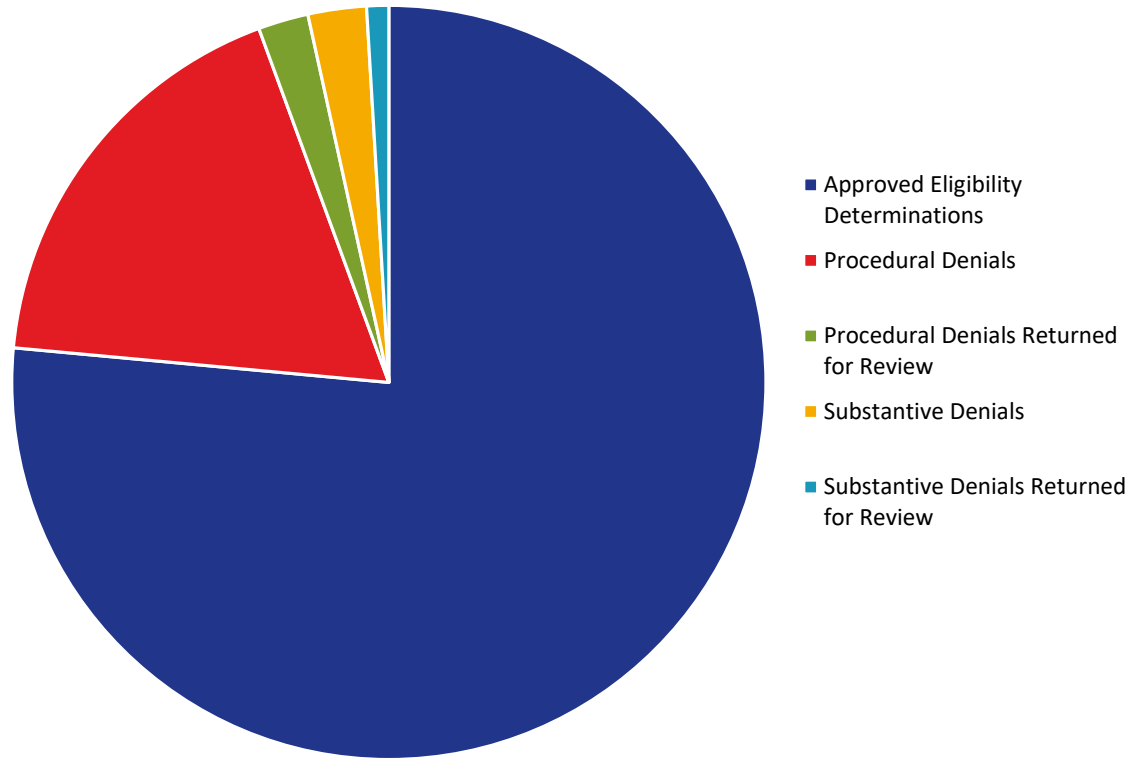
Claims Submitted by Month: Responder & Survivor



	2024							2025				
	Jun	Jul	Aug	Sep	Oct	Nov	Dec	Jan	Feb	Mar	Apr	May
Responder Claims	236	238	234	264	275	288	245	309	317	318	312	327
Survivor Claims	365	400	376	515	493	385	402	561	519	552	495	641
No Response Claims	5	4	7	6	2	6	3	5	4	3	3	3
Claims - Cumulative	91,371	92,013	92,630	93,415	94,185	94,864	95,514	96,389	97,229	98,102	98,912	99,883

VCF Program Statistics As of May 31, 2025

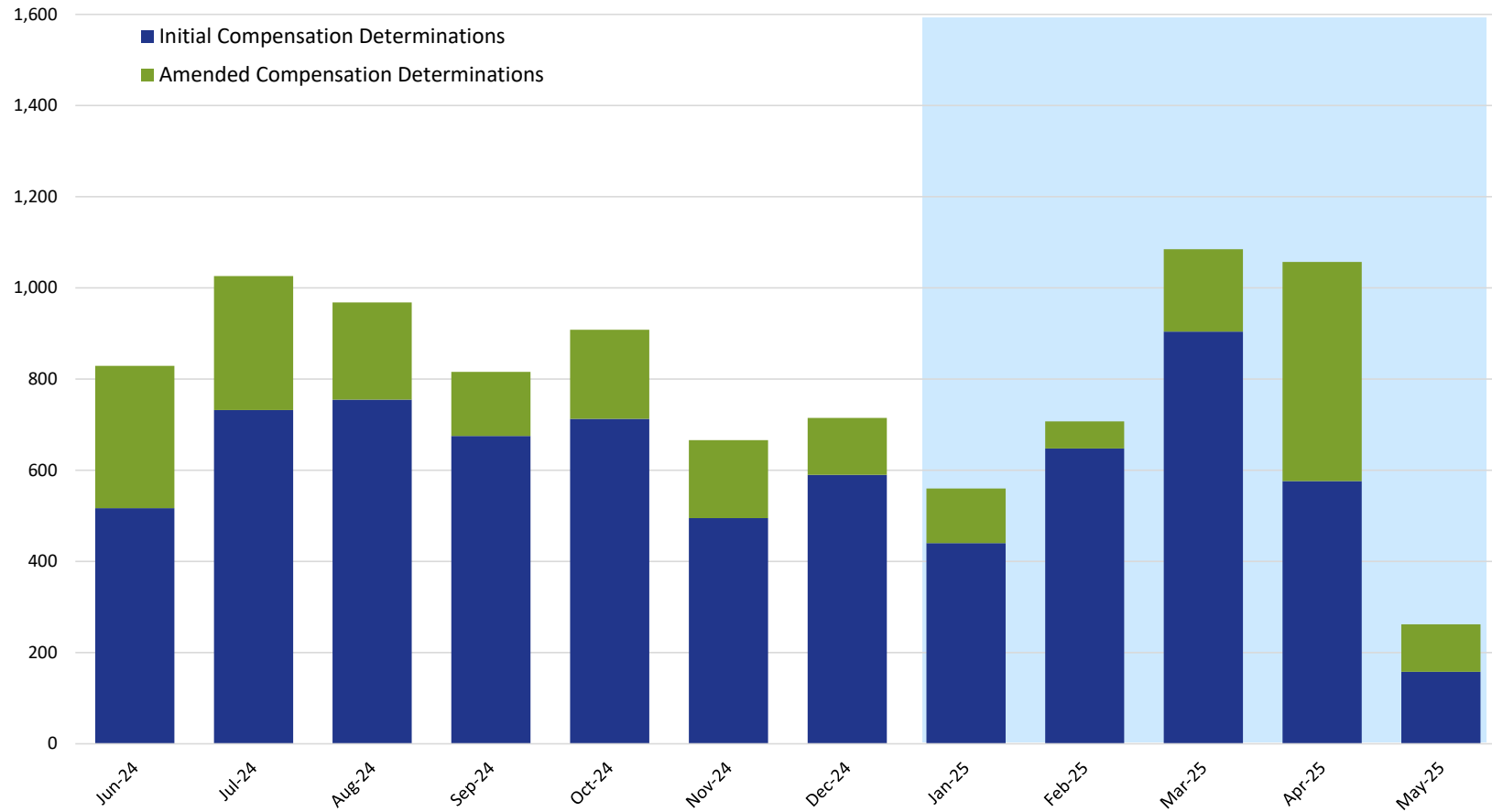
Eligibility



	2024							2025				
	Jun	Jul	Aug	Sep	Oct	Nov	Dec	Jan	Feb	Mar	Apr	May
Approved Eligibility Determinations	62,009	62,591	63,276	63,882	64,577	65,076	65,653	66,044	66,806	67,823	68,529	69,126
Procedural Denials	15,145	15,218	15,289	15,365	15,486	15,627	15,730	15,816	15,937	16,016	16,116	16,209
Procedural Denials Returned for Review	1,175	1,306	1,388	1,439	1,530	1,609	1,685	1,744	1,812	1,864	1,916	1,946
Substantive Denials	1,735	1,762	1,783	1,797	1,849	1,888	1,938	1,983	2,047	2,107	2,180	2,264
Substantive Denials Returned for Review	246	314	375	383	476	515	563	623	715	751	841	854

VCF Program Statistics As of May 31, 2025

Compensation Determinations by Month: Initial & Amended

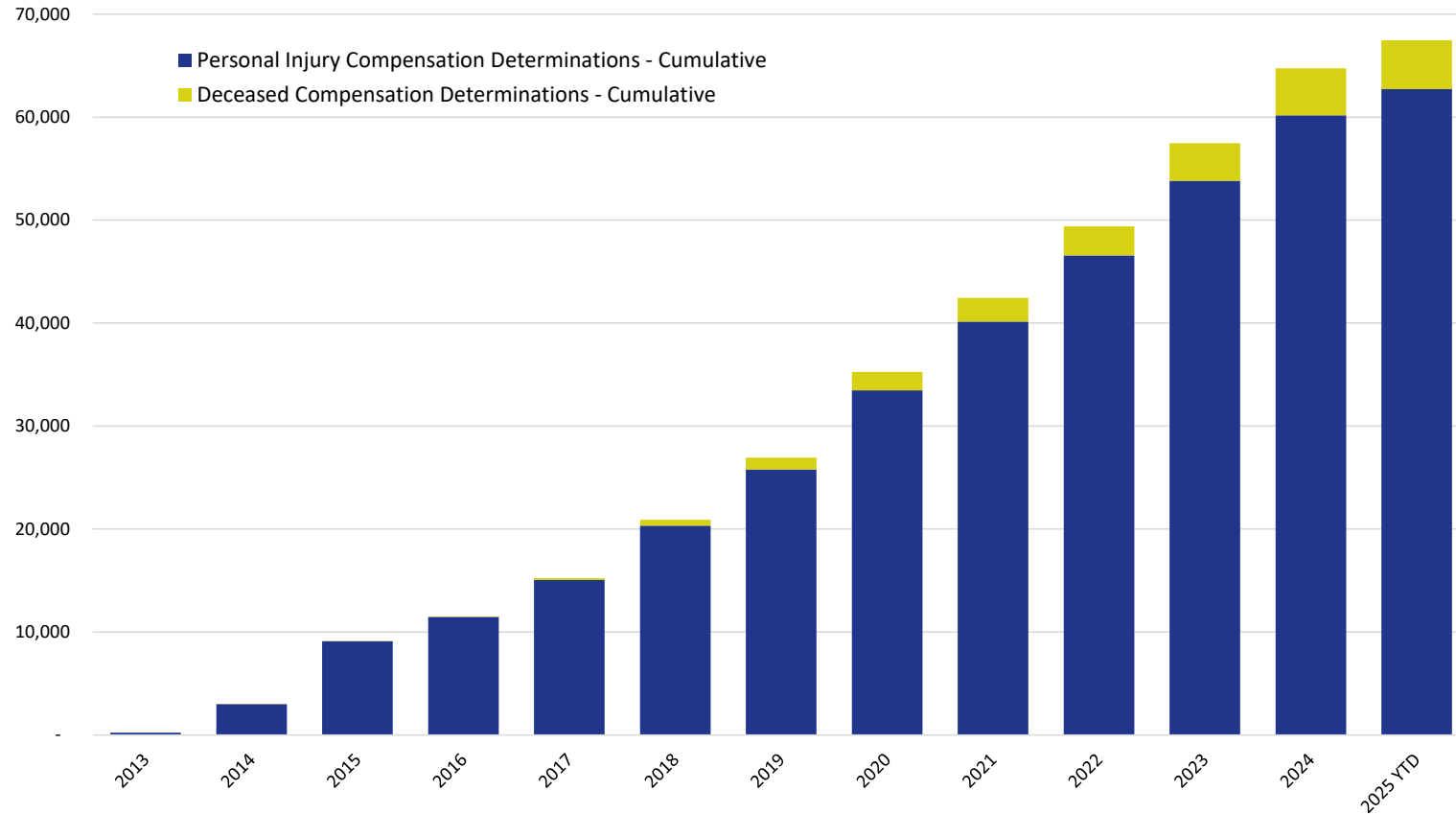


	2024							2025				
	Jun	Jul	Aug	Sep	Oct	Nov	Dec	Jan	Feb	Mar	Apr	May
Initial Compensation Determinations	517	732	755	675	713	495	590	440	648	904	576	158
Amended Compensation Determinations	312	294	213	141	195	171	125	120	59	181	481	104

NOTE: This chart includes only those compensation determinations for which the claimant has been notified by the VCF in writing of the amount of their award. Once a claimant is notified, the determination is counted on this chart, but it is reflected in the month in which the award was finalized and deemed ready for final quality checks, not in the month in which the claimant was notified. The VCF process includes a series of quality checks that are completed before a claimant is notified. These quality checks may take several weeks or longer. This means that there are claims for which substantive review has been completed but they are not counted on this chart because the claimant has not yet been notified of the award. This also means that the monthly numbers shown here for prior months will change from one report to the next as claims completed in earlier months finish the quality check process and claimants are notified.

VCF Program Statistics As of May 31, 2025

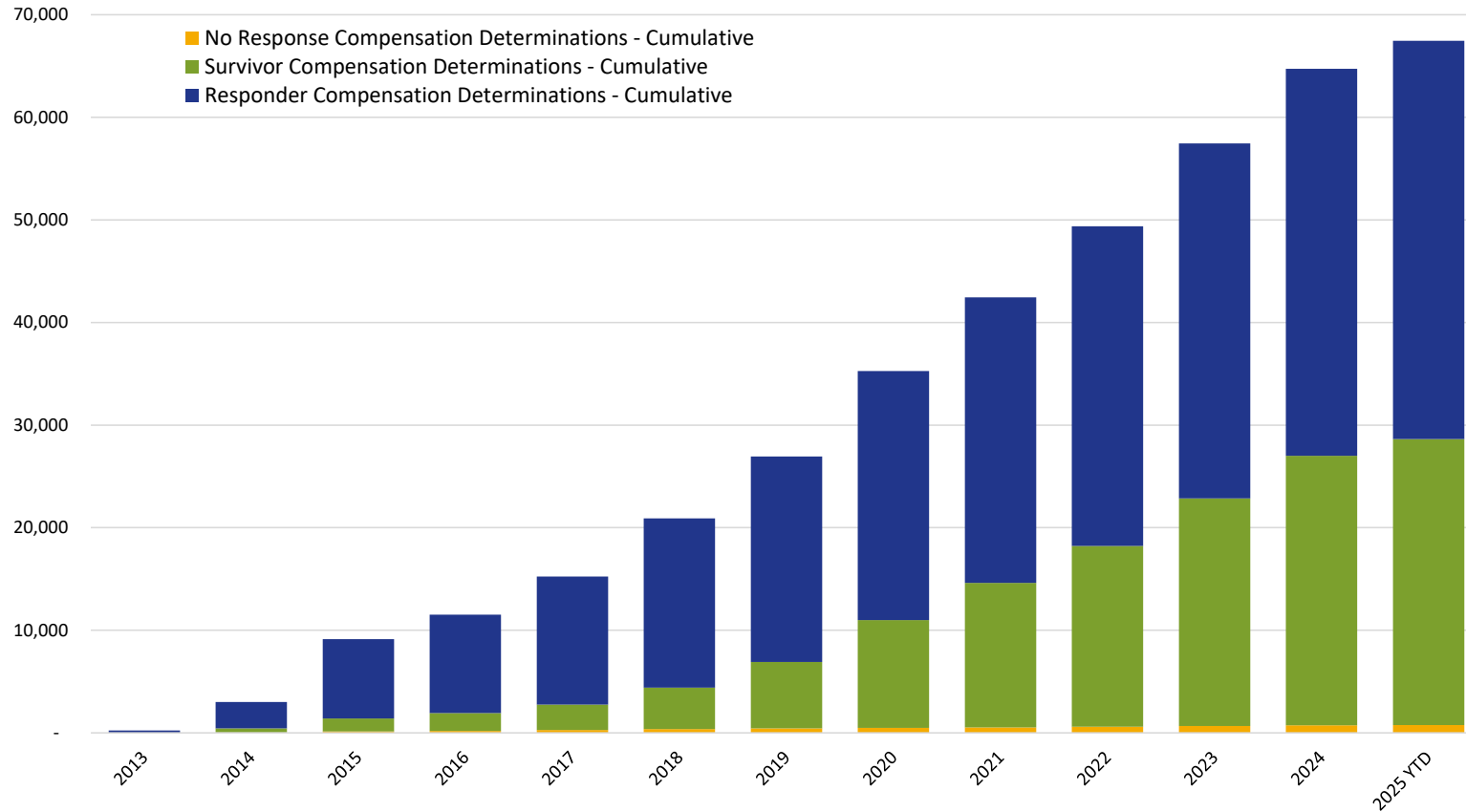
Cumulative Claims with Compensation Determinations Personal Injury & Deceased



	2013	2014	2015	2016	2017	2018	2019	2020	2021	2022	2023	2024	2025 YTD
Personal Injury Compensation Determinations - Cumulative	225	3,000	9,111	11,471	15,058	20,332	25,795	33,475	40,148	46,579	53,815	60,163	62,711
Deceased Compensation Determinations - Cumulative	-	7	20	55	181	580	1,137	1,788	2,291	2,802	3,647	4,577	4,755

VCF Program Statistics As of May 31, 2025

Cumulative Claims with Compensation Determinations Responder & Survivor



	2013	2014	2015	2016	2017	2018	2019	2020	2021	2022	2023	2024	2025 YTD
Responder Compensation Determinations - Cumulative	218	2,580	7,740	9,596	12,492	16,513	20,032	24,269	27,826	31,170	34,615	37,738	38,839
Survivor Compensation Determinations - Cumulative	6	402	1,261	1,737	2,462	4,029	6,458	10,521	14,087	17,618	22,175	26,264	27,865
No Response Compensation Determinations - Cumulative	1	25	130	193	285	370	442	473	526	593	672	738	762