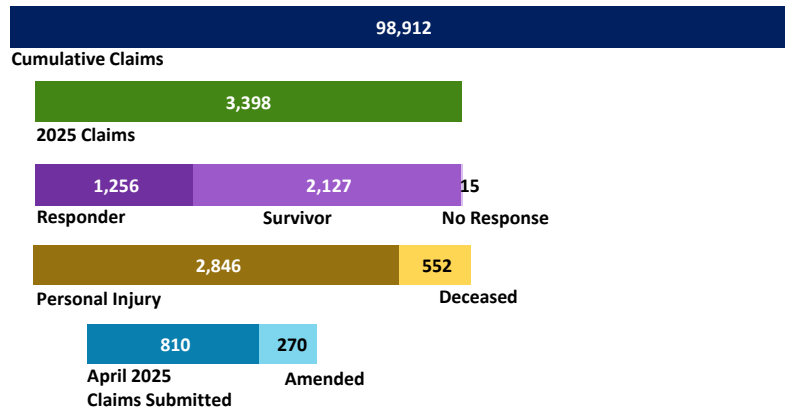


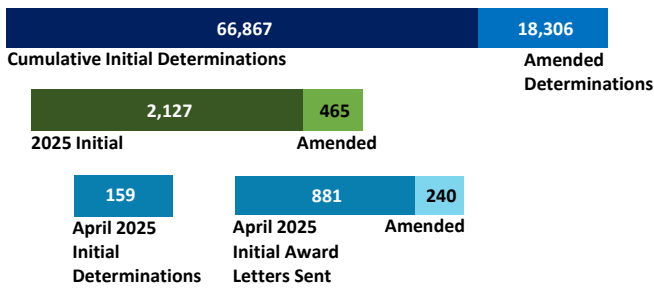
VCF Program Statistics As of April 30, 2025

VCF At-A-Glance

CLAIMS SUBMITTED



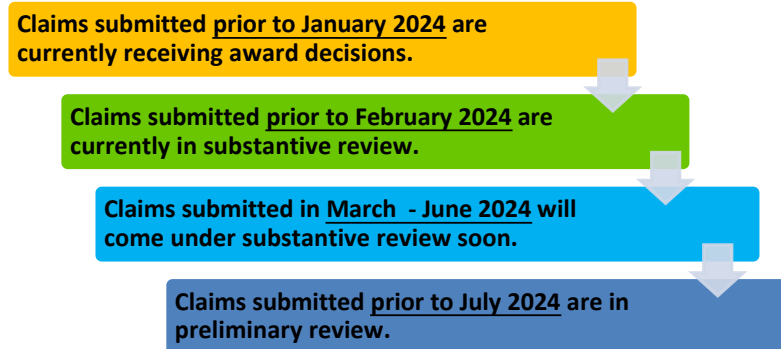
DETERMINATIONS RENDERED



DOLLARS AWARDED



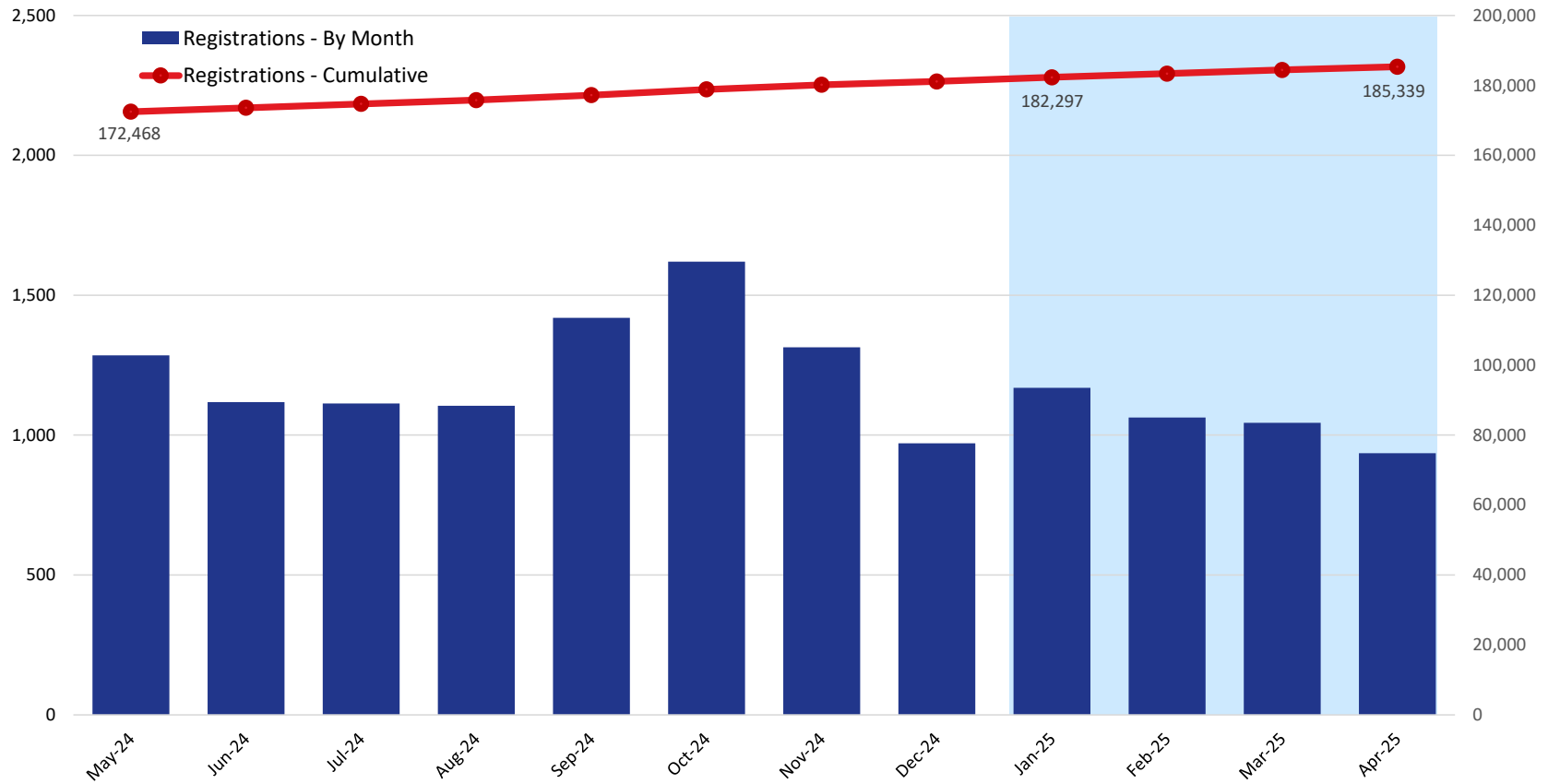
Claim Review Timeline*



* This timeline applies only to claims that are submitted in good order, meaning they have the required documents the VCF needs in order to determine the claimant's eligibility and calculate the award. Claims that are made inactive or placed on hold because they were not submitted with the required documents take significantly longer to review and are not reflected in this timeline.

VCF Program Statistics As of April 30, 2025

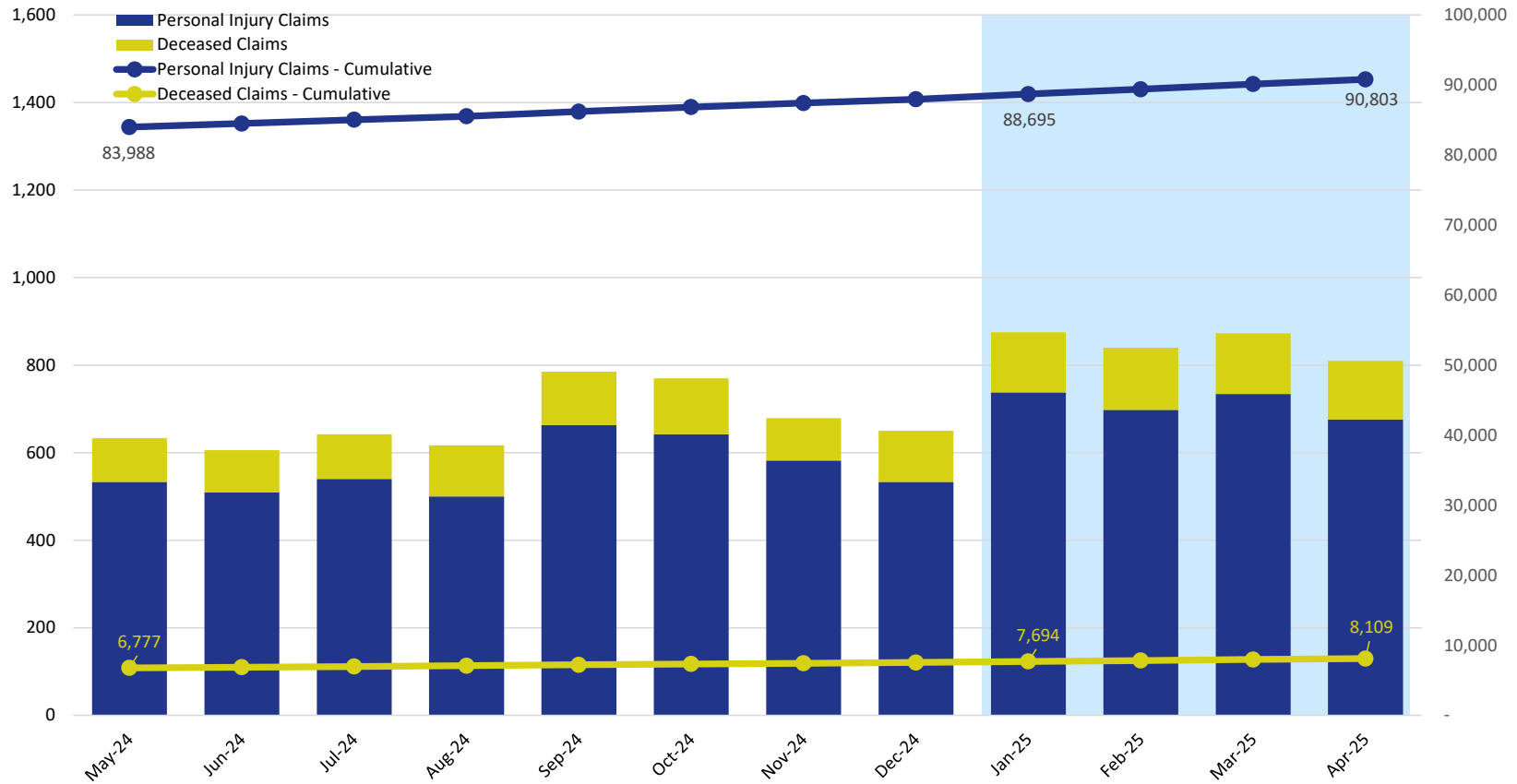
Unique Registrations



	2024								2025			
	May	Jun	Jul	Aug	Sep	Oct	Nov	Dec	Jan	Feb	Mar	Apr
Registrations - By Month	1,285	1,118	1,113	1,105	1,419	1,620	1,314	971	1,169	1,063	1,044	935
Registrations - Cumulative	172,468	173,586	174,699	175,804	177,223	178,843	180,157	181,128	182,297	183,360	184,404	185,339

VCF Program Statistics As of April 30, 2025

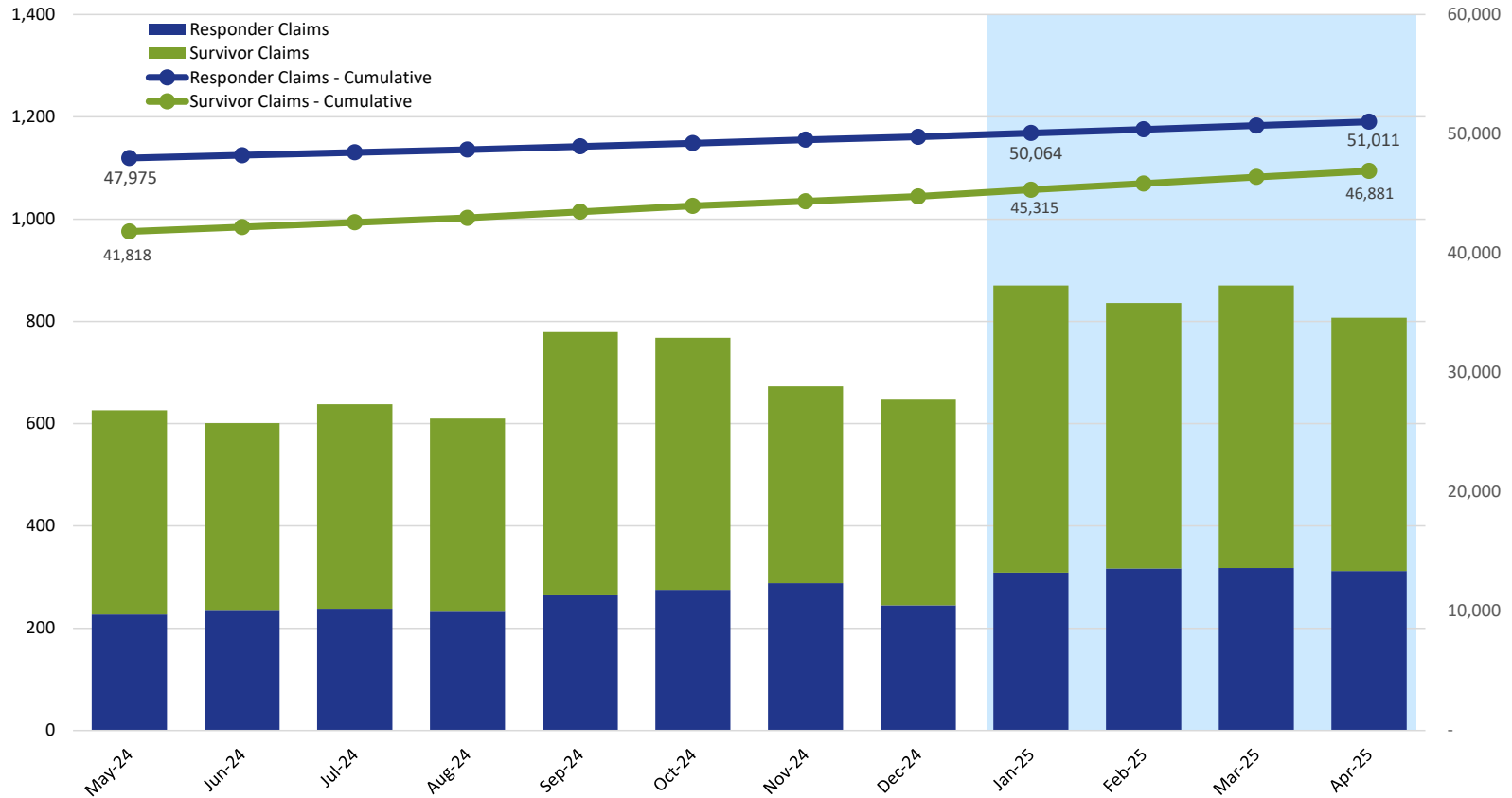
Claims Submitted by Month: Personal Injury & Deceased



	2024								2025			
	May	Jun	Jul	Aug	Sep	Oct	Nov	Dec	Jan	Feb	Mar	Apr
Personal Injury Claims	533	509	540	500	663	642	582	533	738	698	734	676
Deceased Claims	100	97	102	117	122	128	97	117	137	142	139	134
Unknown Claims	-	-	-	-	-	-	-	-	-	-	-	-
Claims - Cumulative	90,765	91,371	92,013	92,630	93,415	94,185	94,864	95,514	96,389	97,229	98,102	98,912

VCF Program Statistics As of April 30, 2025

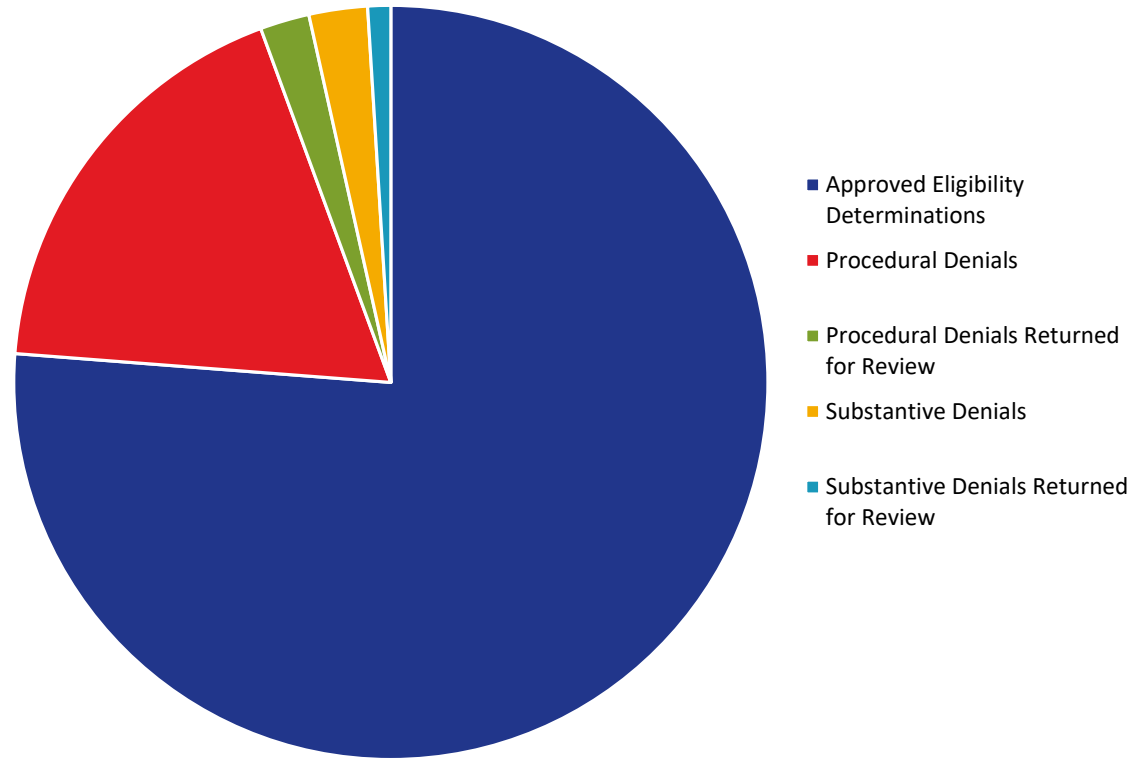
Claims Submitted by Month: Responder & Survivor



	2024								2025			
	May	Jun	Jul	Aug	Sep	Oct	Nov	Dec	Jan	Feb	Mar	Apr
Responder Claims	227	236	238	234	264	275	288	245	309	317	318	312
Survivor Claims	399	365	400	376	515	493	385	402	561	519	552	495
No Response Claims	7	5	4	7	6	2	6	3	5	4	3	3
Claims - Cumulative	90,765	91,371	92,013	92,630	93,415	94,185	94,864	95,514	96,389	97,229	98,102	98,912

VCF Program Statistics As of April 30, 2025

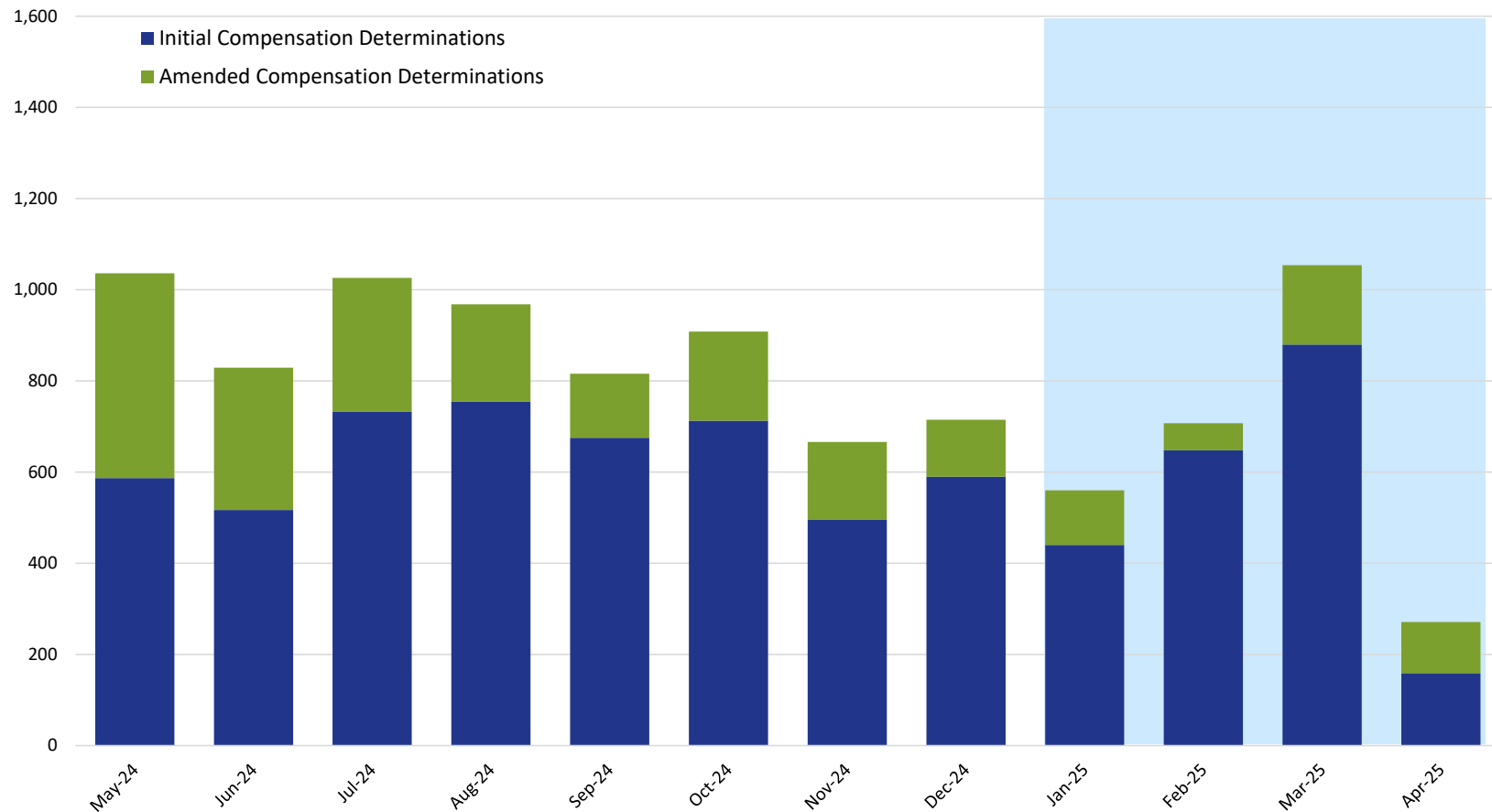
Eligibility



	2024								2025			
	May	Jun	Jul	Aug	Sep	Oct	Nov	Dec	Jan	Feb	Mar	Apr
Approved Eligibility Determinations	61,521	62,009	62,591	63,276	63,882	64,577	65,076	65,653	66,044	66,806	67,824	68,531
Procedural Denials	15,196	15,293	15,369	15,443	15,523	15,652	15,801	15,916	16,005	16,136	16,221	16,338
Procedural Denials Returned for Review	1,005	1,214	1,343	1,422	1,469	1,553	1,625	1,689	1,747	1,809	1,861	1,900
Substantive Denials	1,708	1,739	1,765	1,787	1,800	1,849	1,889	1,940	1,984	2,050	2,114	2,256
Substantive Denials Returned for Review	288	351	421	481	490	587	625	672	735	826	862	885

VCF Program Statistics As of April 30, 2025

Compensation Determinations by Month: Initial & Amended

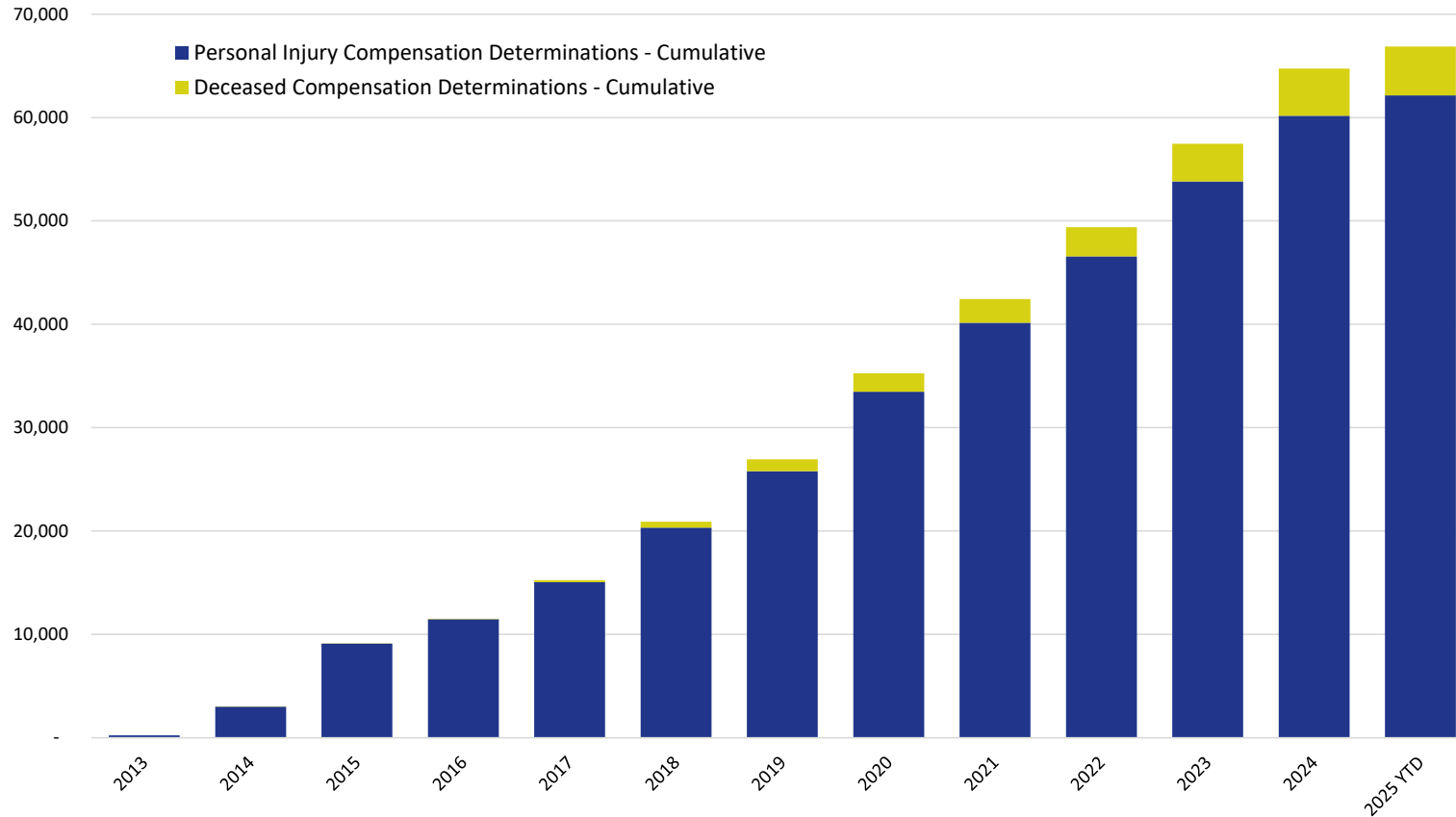


	2024								2025			
	May	Jun	Jul	Aug	Sep	Oct	Nov	Dec	Jan	Feb	Mar	Apr
Initial Compensation Determinations	587	517	732	755	675	713	495	590	440	648	880	159
Amended Compensation Determinations	449	312	294	213	141	195	171	125	120	59	174	112

NOTE: This chart includes only those compensation determinations for which the claimant has been notified by the VCF in writing of the amount of their award. Once a claimant is notified, the determination is counted on this chart, but it is reflected in the month in which the award was finalized and deemed ready for final quality checks, not in the month in which the claimant was notified. The VCF process includes a series of quality checks that are completed before a claimant is notified. These quality checks may take several weeks or longer. This means that there are claims for which substantive review has been completed but they are not counted on this chart because the claimant has not yet been notified of the award. This also means that the monthly numbers shown here for prior months will change from one report to the next as claims completed in earlier months finish the quality check process and claimants are notified.

VCF Program Statistics As of April 30, 2025

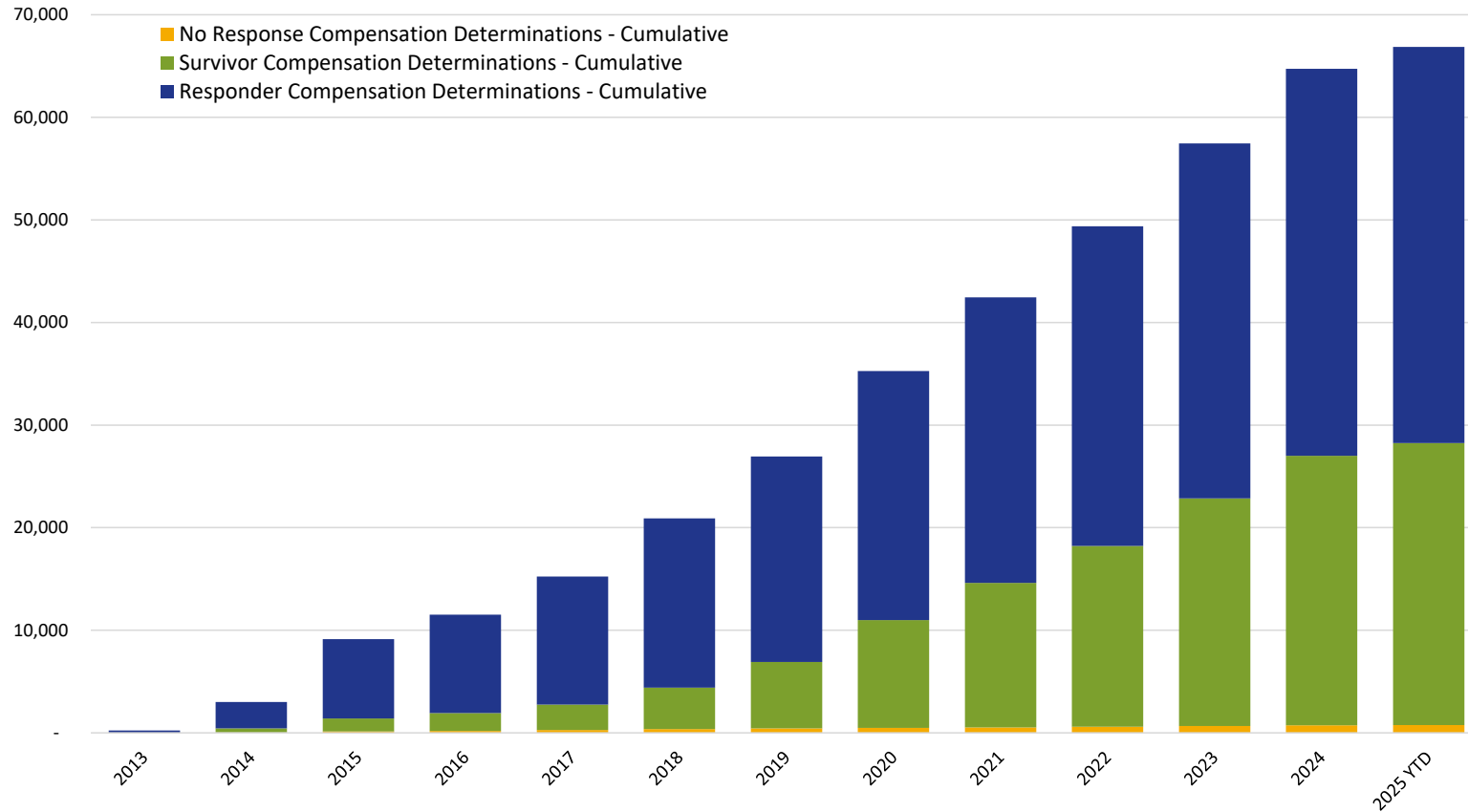
Cumulative Claims with Compensation Determinations Personal Injury & Deceased



	2013	2014	2015	2016	2017	2018	2019	2020	2021	2022	2023	2024	2025 YTD
Personal Injury Compensation Determinations - Cumulative	225	3,000	9,111	11,471	15,058	20,332	25,795	33,475	40,148	46,579	53,815	60,163	62,147
Deceased Compensation Determinations - Cumulative	-	7	20	55	181	580	1,137	1,788	2,291	2,802	3,647	4,577	4,720

VCF Program Statistics As of April 30, 2025

Cumulative Claims with Compensation Determinations Responder & Survivor



	2013	2014	2015	2016	2017	2018	2019	2020	2021	2022	2023	2024	2025 YTD
Responder Compensation Determinations - Cumulative	218	2,580	7,740	9,596	12,492	16,513	20,032	24,269	27,826	31,170	34,615	37,738	38,614
Survivor Compensation Determinations - Cumulative	6	402	1,261	1,737	2,462	4,029	6,458	10,521	14,087	17,618	22,175	26,264	27,503
No Response Compensation Determinations - Cumulative	1	25	130	193	285	370	442	473	526	593	672	738	750