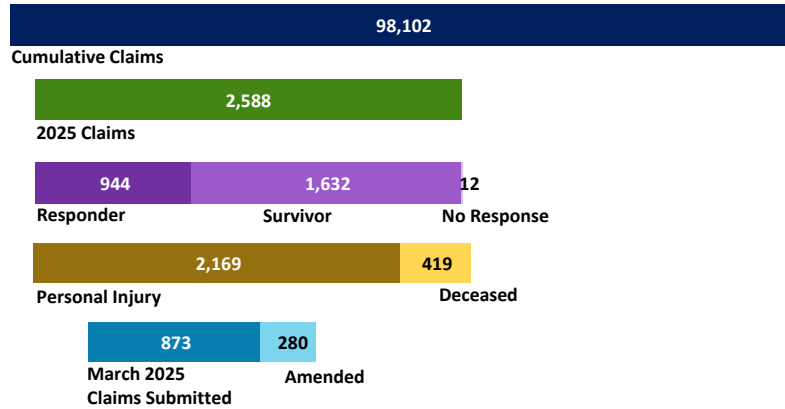


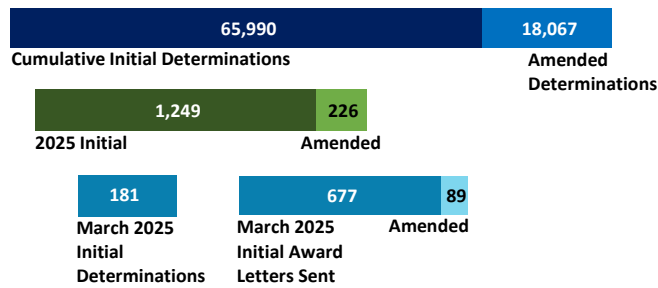
VCF Program Statistics As of March 31, 2025

VCF At-A-Glance

CLAIMS SUBMITTED



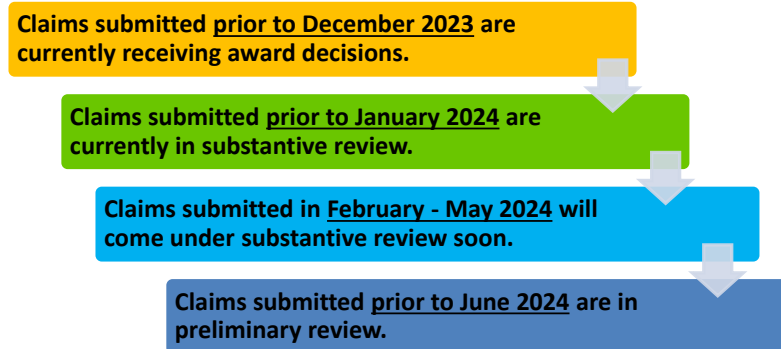
DETERMINATIONS RENDERED



DOLLARS AWARDED



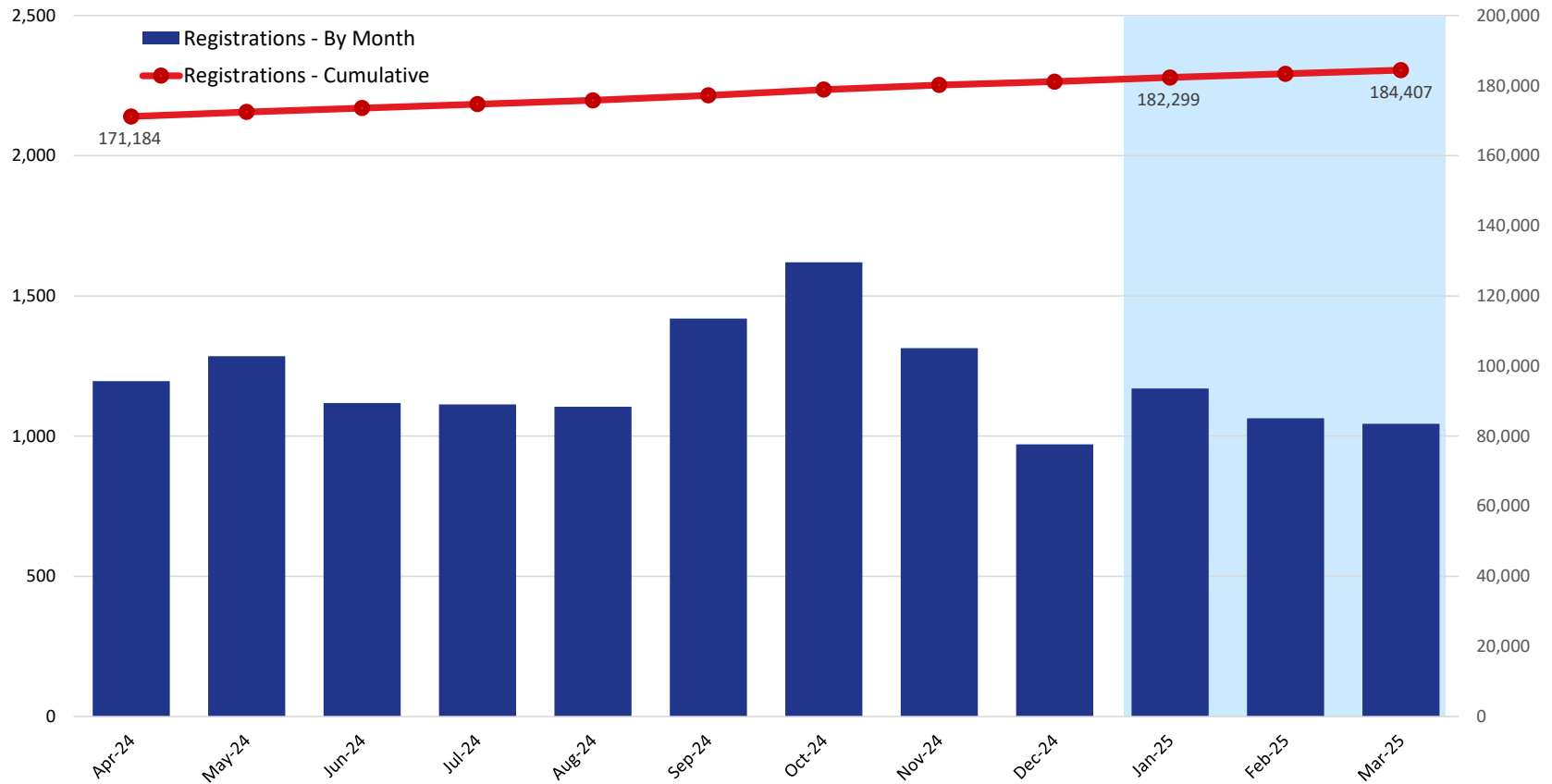
Claim Review Timeline*



* This timeline applies only to claims that are submitted in good order, meaning they have the required documents the VCF needs in order to determine the claimant's eligibility and calculate the award. Claims that are made inactive or placed on hold because they were not submitted with the required documents take significantly longer to review and are not reflected in this timeline.

VCF Program Statistics As of March 31, 2025

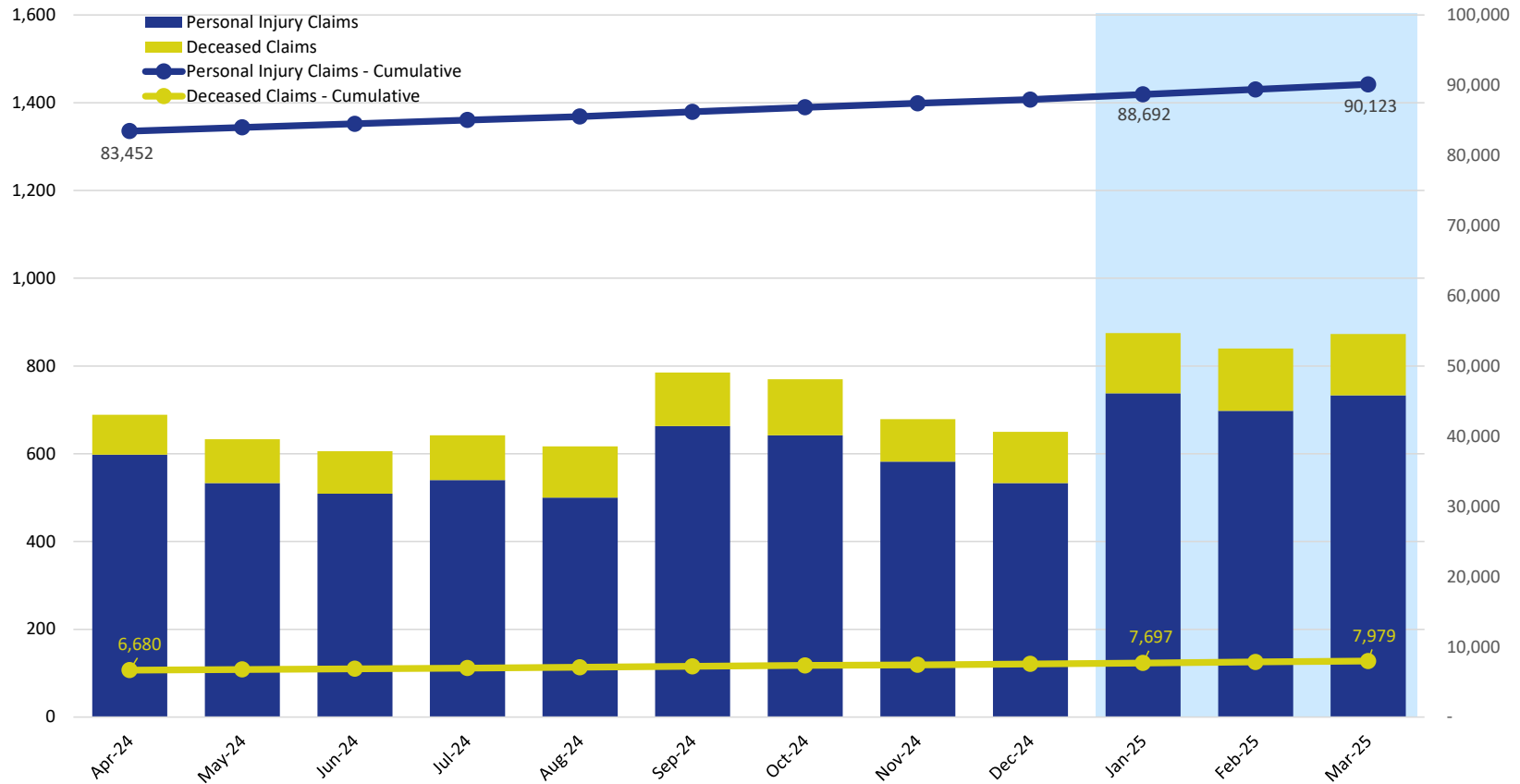
Unique Registrations



	2024									2025		
	Apr	May	Jun	Jul	Aug	Sep	Oct	Nov	Dec	Jan	Feb	Mar
Registrations - By Month	1,196	1,285	1,118	1,113	1,105	1,419	1,620	1,314	971	1,170	1,064	1,044
Registrations - Cumulative	171,184	172,469	173,587	174,700	175,805	177,224	178,844	180,158	181,129	182,299	183,363	184,407

VCF Program Statistics As of March 31, 2025

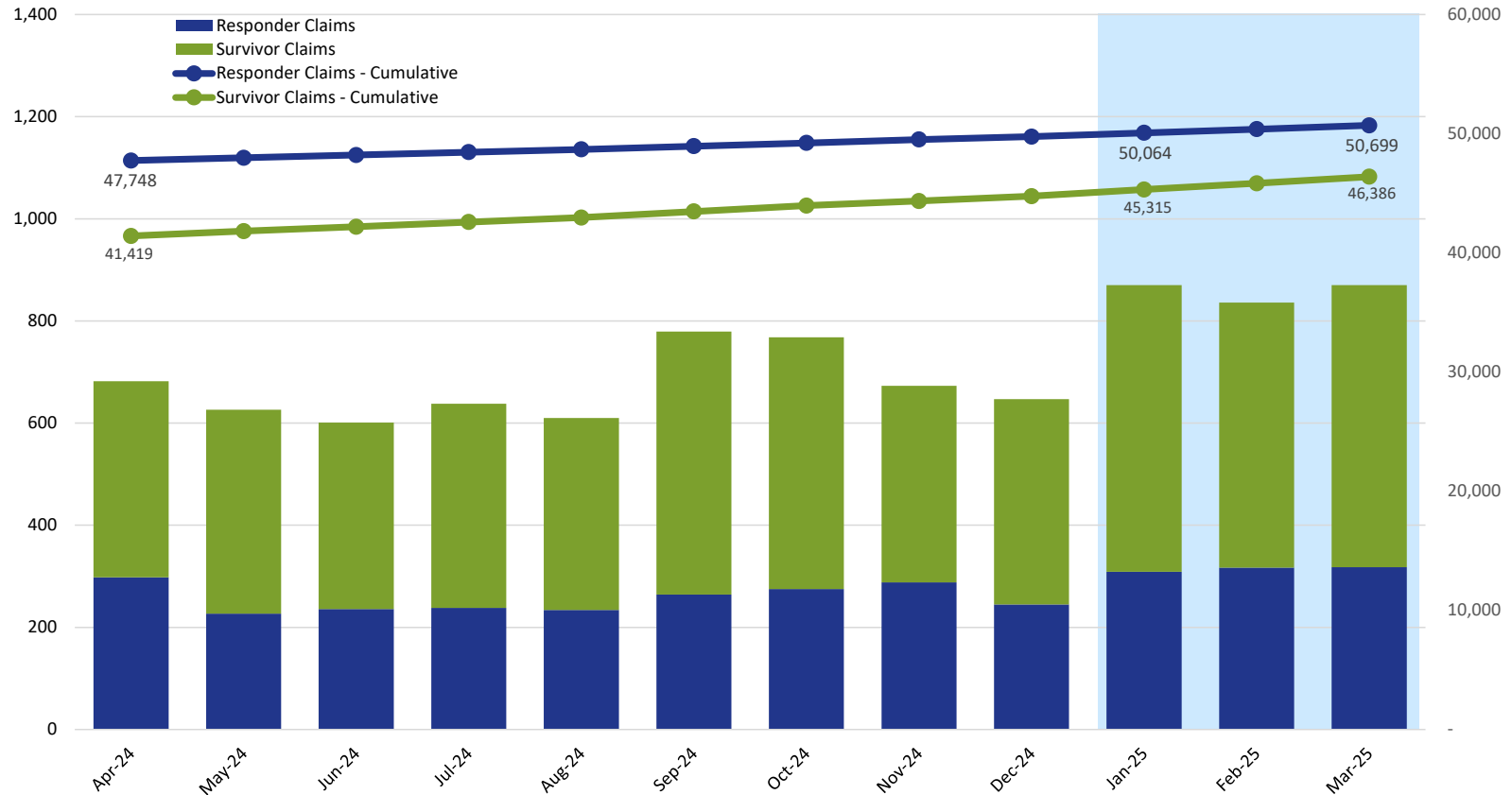
Claims Submitted by Month: Personal Injury & Deceased



	2024									2025		
	Apr	May	Jun	Jul	Aug	Sep	Oct	Nov	Dec	Jan	Feb	Mar
Personal Injury Claims	598	533	509	540	500	663	642	582	533	738	698	733
Deceased Claims	91	100	97	102	117	122	128	97	117	137	142	140
Unknown Claims	-	-	-	-	-	-	-	-	-	-	-	-
Claims - Cumulative	90,132	90,765	91,371	92,013	92,630	93,415	94,185	94,864	95,514	96,389	97,229	98,102

VCF Program Statistics As of March 31, 2025

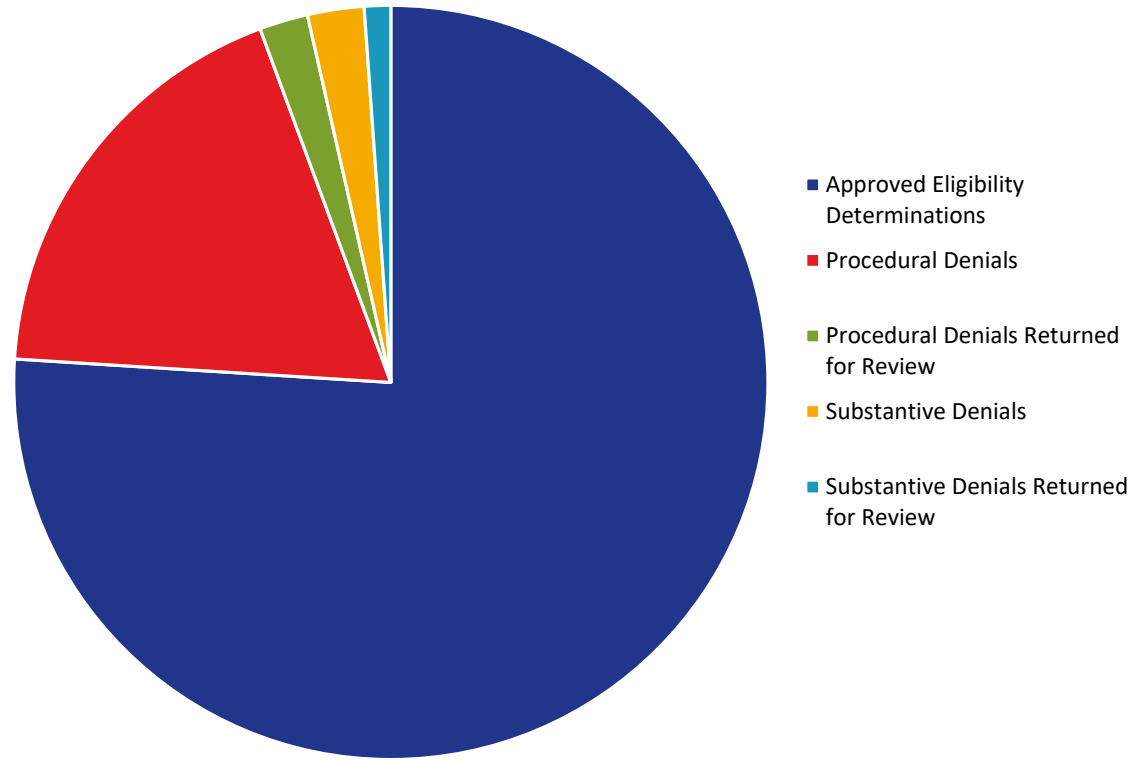
Claims Submitted by Month: Responder & Survivor



	2024										2025		
	Apr	May	Jun	Jul	Aug	Sep	Oct	Nov	Dec	Jan	Feb	Mar	
Responder Claims	298	227	236	238	234	264	275	288	245	309	317	318	
Survivor Claims	384	399	365	400	376	515	493	385	402	561	519	552	
No Response Claims	7	7	5	4	7	6	2	6	3	5	4	3	
Claims - Cumulative	90,132	90,765	91,371	92,013	92,630	93,415	94,185	94,864	95,514	96,389	97,229	98,102	

VCF Program Statistics As of March 31, 2025

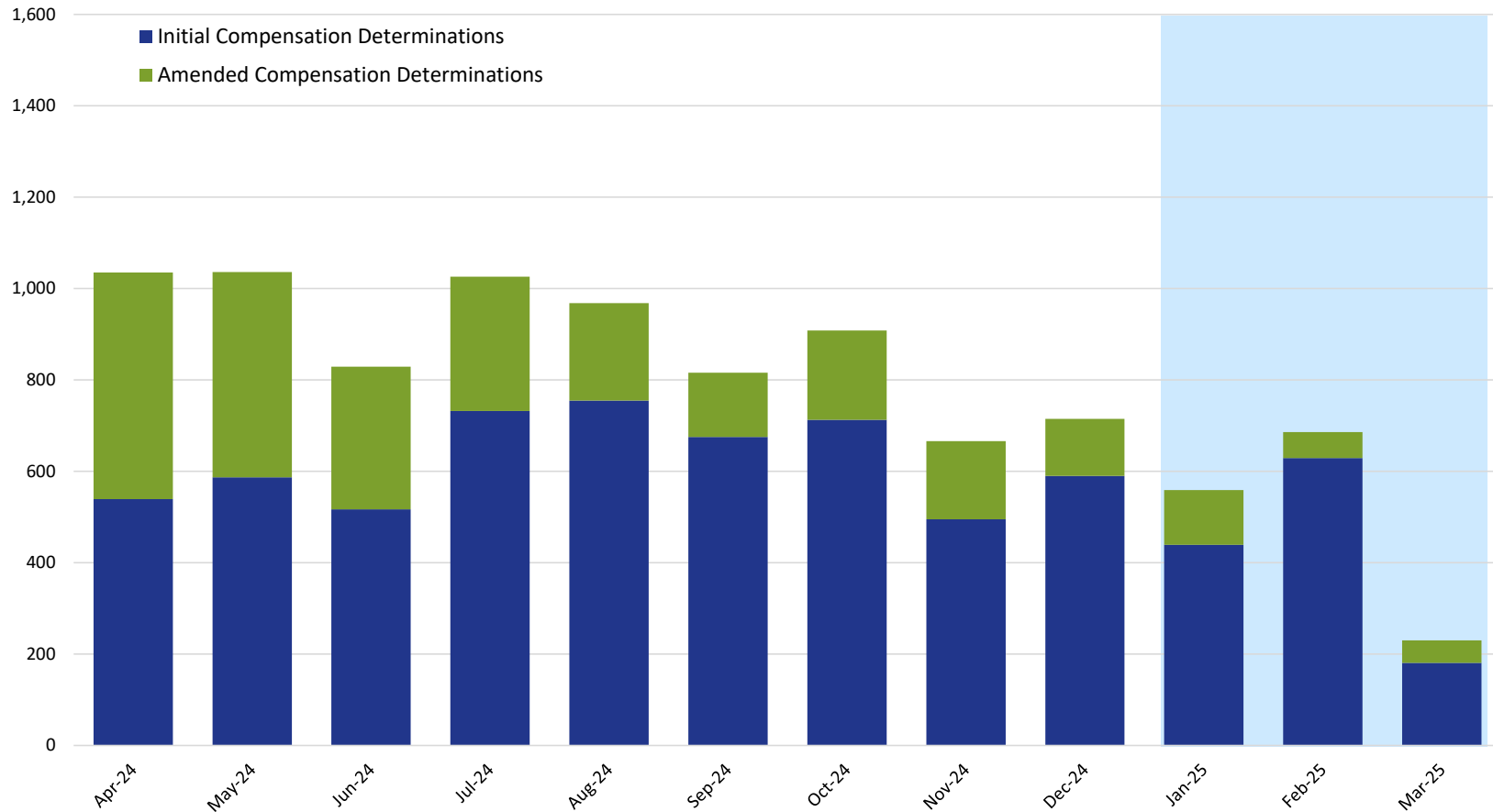
Eligibility



	2024									2025		
	Apr	May	Jun	Jul	Aug	Sep	Oct	Nov	Dec	Jan	Feb	Mar
Approved Eligibility Determinations	60,905	61,523	62,011	62,593	63,278	63,884	64,579	65,078	65,655	66,046	66,808	67,827
Procedural Denials	15,190	15,314	15,415	15,495	15,574	15,657	15,788	15,938	16,056	16,149	16,288	16,394
Procedural Denials Returned for Review	844	1,028	1,234	1,359	1,435	1,480	1,565	1,636	1,698	1,757	1,817	1,860
Substantive Denials	1,678	1,720	1,751	1,777	1,799	1,812	1,863	1,903	1,954	2,001	2,067	2,162
Substantive Denials Returned for Review	401	461	525	597	657	666	763	801	849	910	1,001	1,010

VCF Program Statistics As of March 31, 2025

Compensation Determinations by Month: Initial & Amended

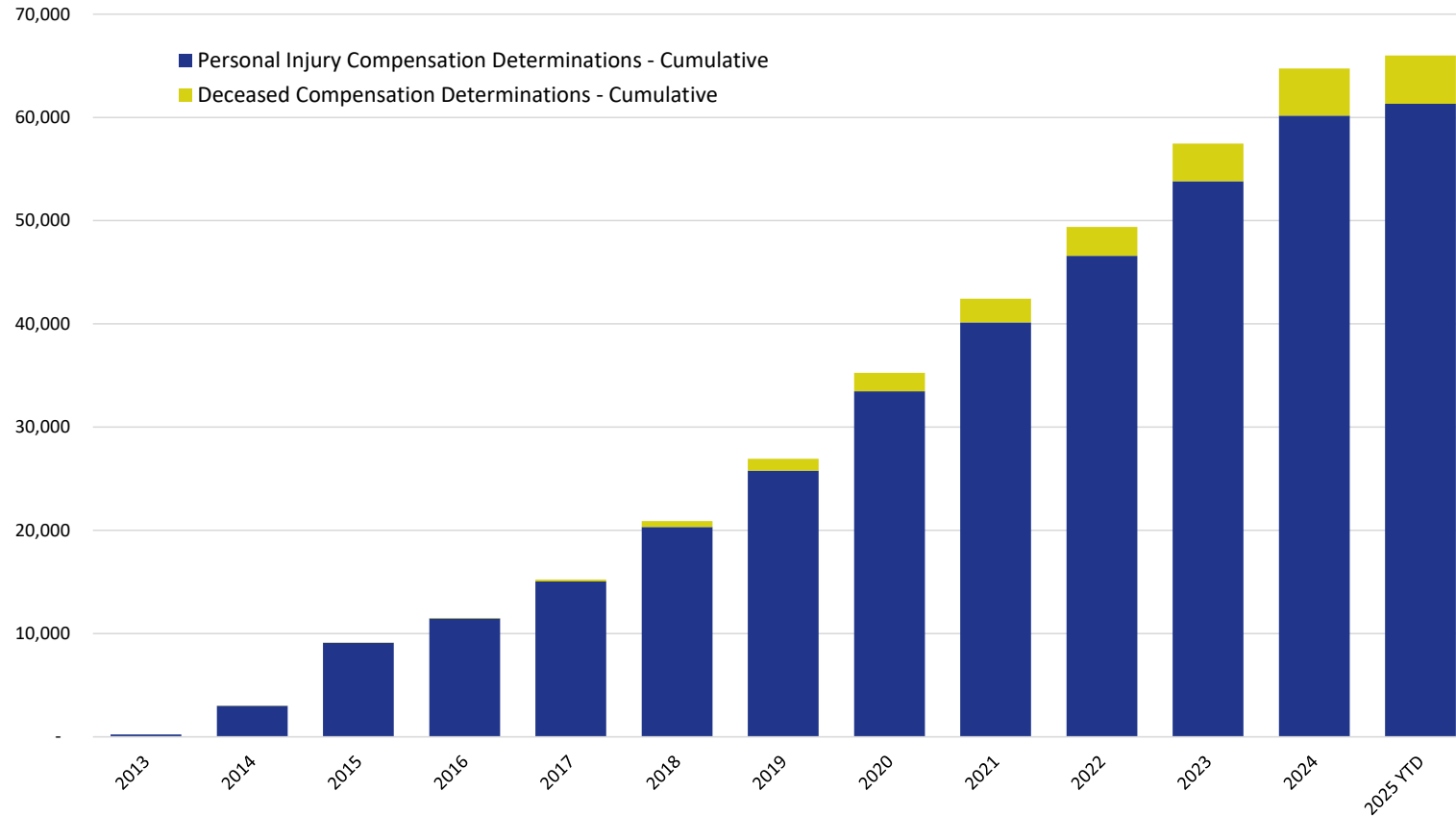


	2024										2025		
	Apr	May	Jun	Jul	Aug	Sep	Oct	Nov	Dec	Jan	Feb	Mar	
Initial Compensation Determinations	539	587	517	732	755	675	713	495	590	439	629	181	
Amended Compensation Determinations	496	449	312	294	213	141	195	171	125	120	57	49	

NOTE: This chart includes only those compensation determinations for which the claimant has been notified by the VCF in writing of the amount of their award. Once a claimant is notified, the determination is counted on this chart, but it is reflected in the month in which the award was finalized and deemed ready for final quality checks, not in the month in which the claimant was notified. The VCF process includes a series of quality checks that are completed before a claimant is notified. These quality checks may take several weeks or longer. This means that there are claims for which substantive review has been completed but they are not counted on this chart because the claimant has not yet been notified of the award. This also means that the monthly numbers shown here for prior months will change from one report to the next as claims completed in earlier months finish the quality check process and claimants are notified.

VCF Program Statistics As of March 31, 2025

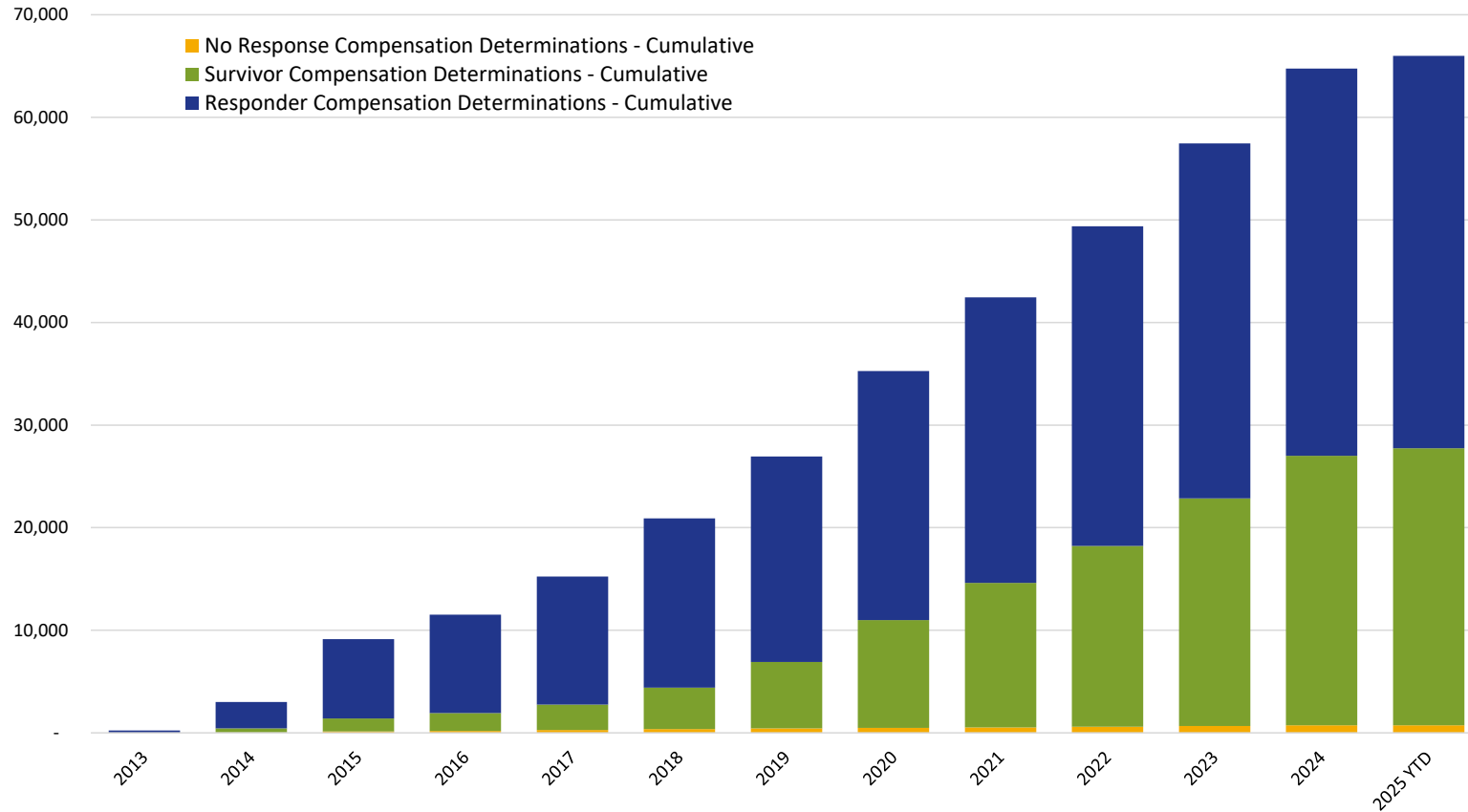
Cumulative Claims with Compensation Determinations Personal Injury & Deceased



	2013	2014	2015	2016	2017	2018	2019	2020	2021	2022	2023	2024	2025 YTD
Personal Injury Compensation Determinations - Cumulative	225	3,000	9,110	11,470	15,057	20,331	25,795	33,476	40,150	46,582	53,818	60,166	61,315
Deceased Compensation Determinations - Cumulative	-	7	20	55	181	580	1,137	1,787	2,290	2,800	3,645	4,575	4,675

VCF Program Statistics As of March 31, 2025

Cumulative Claims with Compensation Determinations Responder & Survivor



	2013	2014	2015	2016	2017	2018	2019	2020	2021	2022	2023	2024	2025 YTD
Responder Compensation Determinations - Cumulative	218	2,580	7,739	9,595	12,491	16,512	20,032	24,269	27,826	31,170	34,615	37,738	38,244
Survivor Compensation Determinations - Cumulative	6	402	1,261	1,737	2,462	4,029	6,458	10,521	14,088	17,619	22,176	26,265	27,003
No Response Compensation Determinations - Cumulative	1	25	130	193	285	370	442	473	526	593	672	738	743