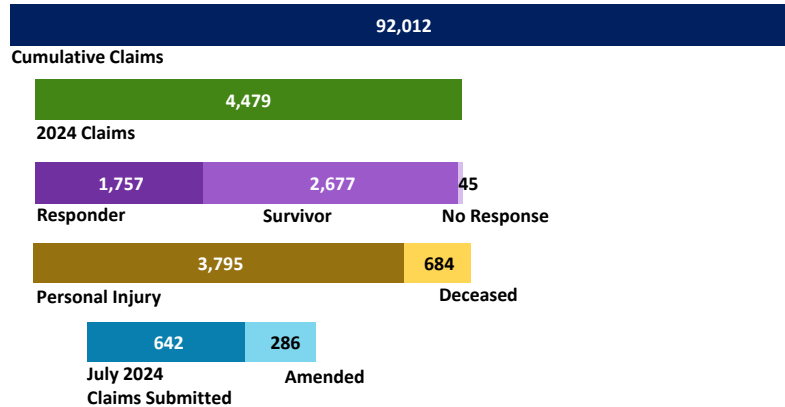


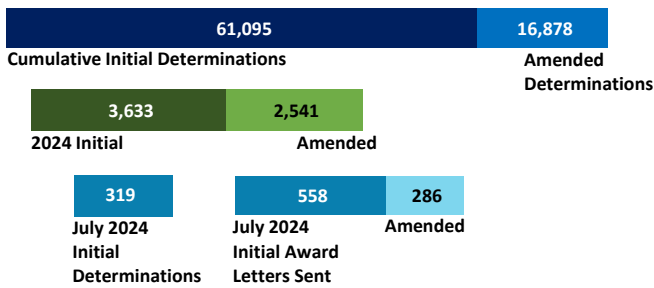
VCF Program Statistics As of July 31, 2024

VCF At-A-Glance


CLAIMS SUBMITTED



DETERMINATIONS RENDERED



DOLLARS AWARDED



Claim Review Timeline*

Claims submitted prior to April 2023 are currently receiving award decisions.

Claims submitted prior to May 2023 are currently in substantive review.

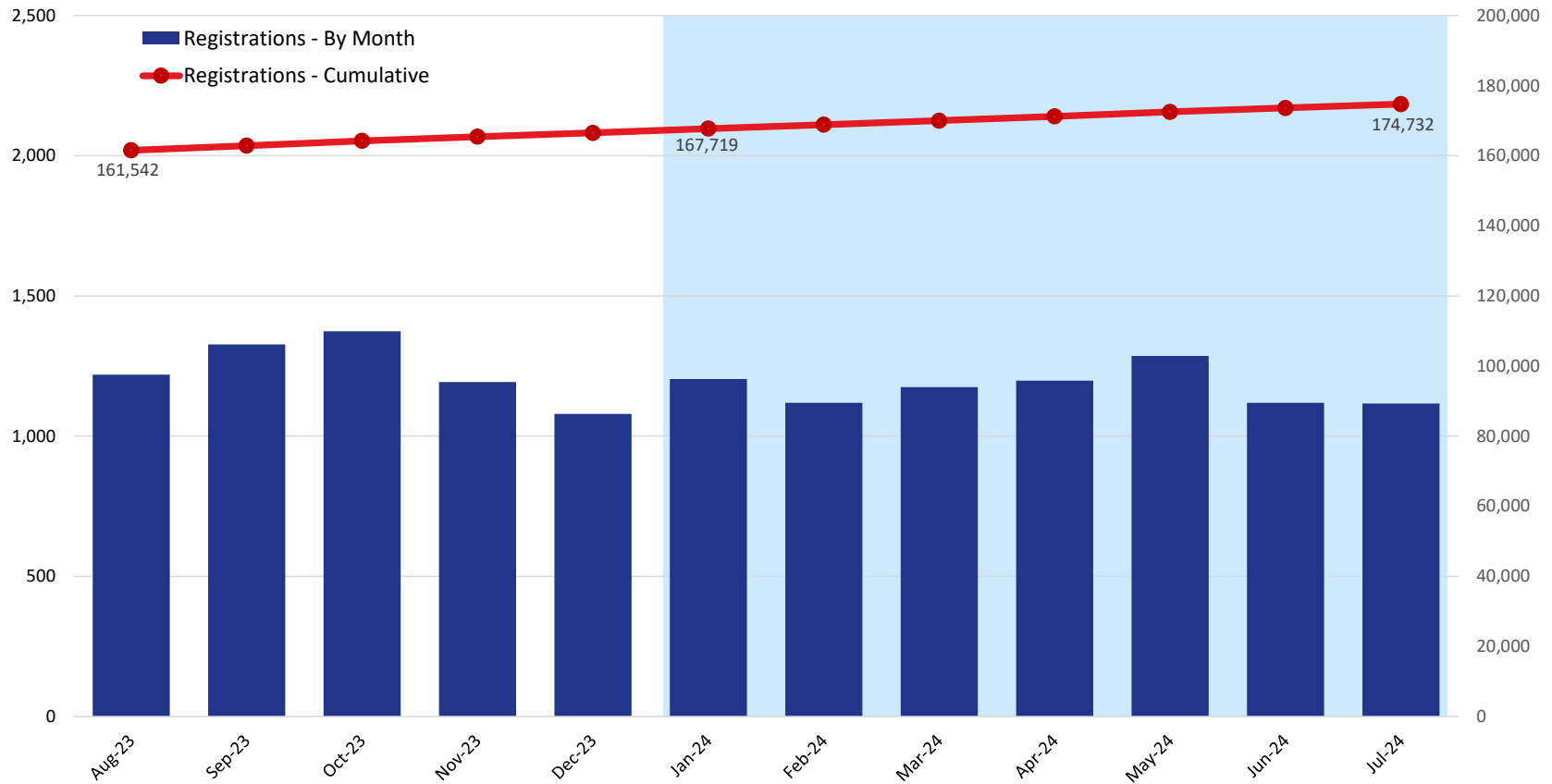
Claims submitted in June - September 2023 will come under substantive review soon.

Claims submitted in prior to October 2023 are in preliminary review.

* This timeline applies only to claims that are submitted in good order, meaning they have the required documents the VCF needs in order to determine the claimant's eligibility and calculate the award. Claims that are made inactive or placed on hold because they were not submitted with the required documents take significantly longer to review and are not reflected in this timeline.

VCF Program Statistics As of July 31, 2024

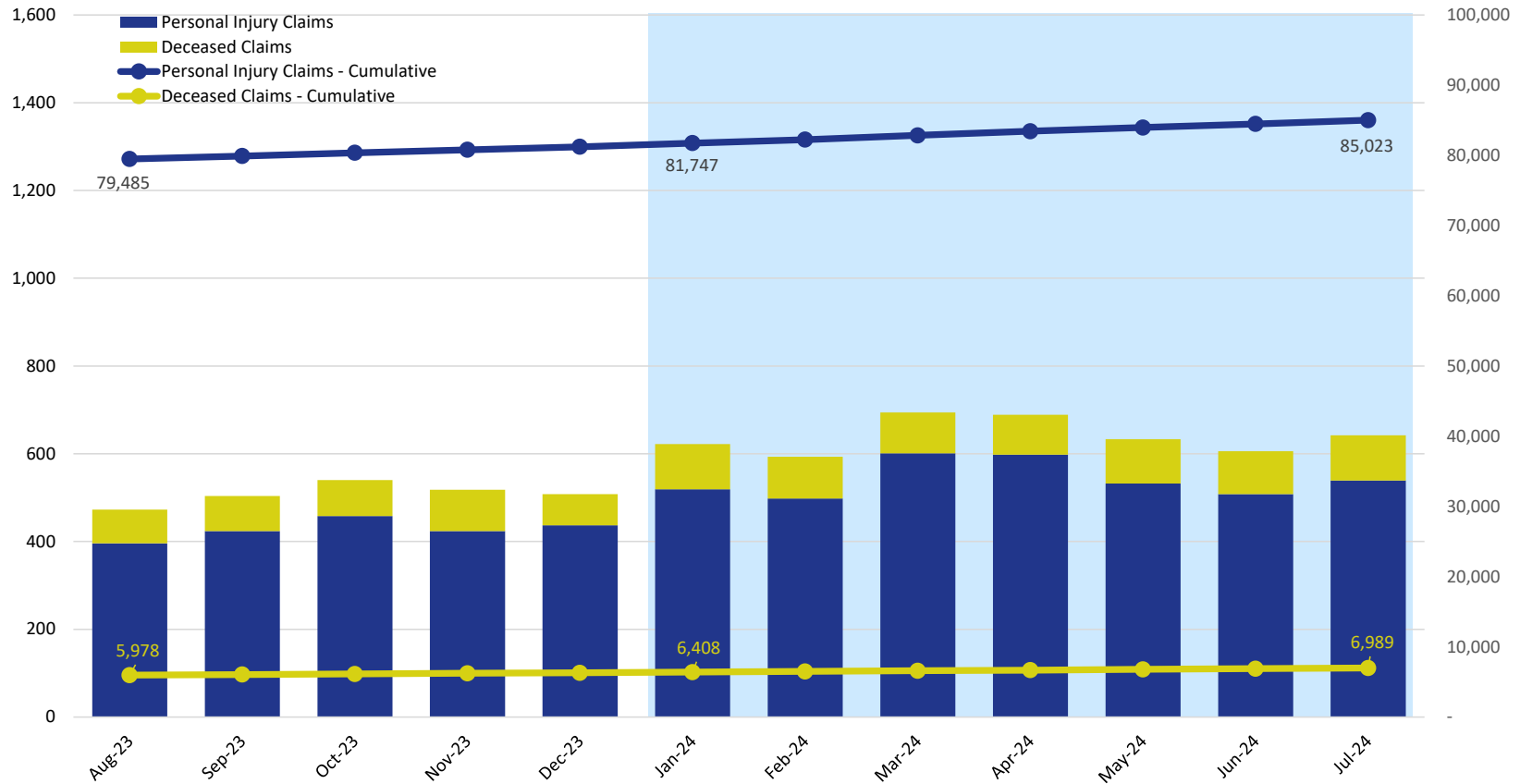
Unique Registrations



	2023					2024						
	Aug	Sep	Oct	Nov	Dec	Jan	Feb	Mar	Apr	May	Jun	Jul
Registrations - By Month	1,219	1,327	1,374	1,193	1,079	1,204	1,119	1,175	1,198	1,286	1,119	1,116
Registrations - Cumulative	161,542	162,869	164,243	165,436	166,515	167,719	168,838	170,013	171,211	172,497	173,616	174,732

VCF Program Statistics As of July 31, 2024

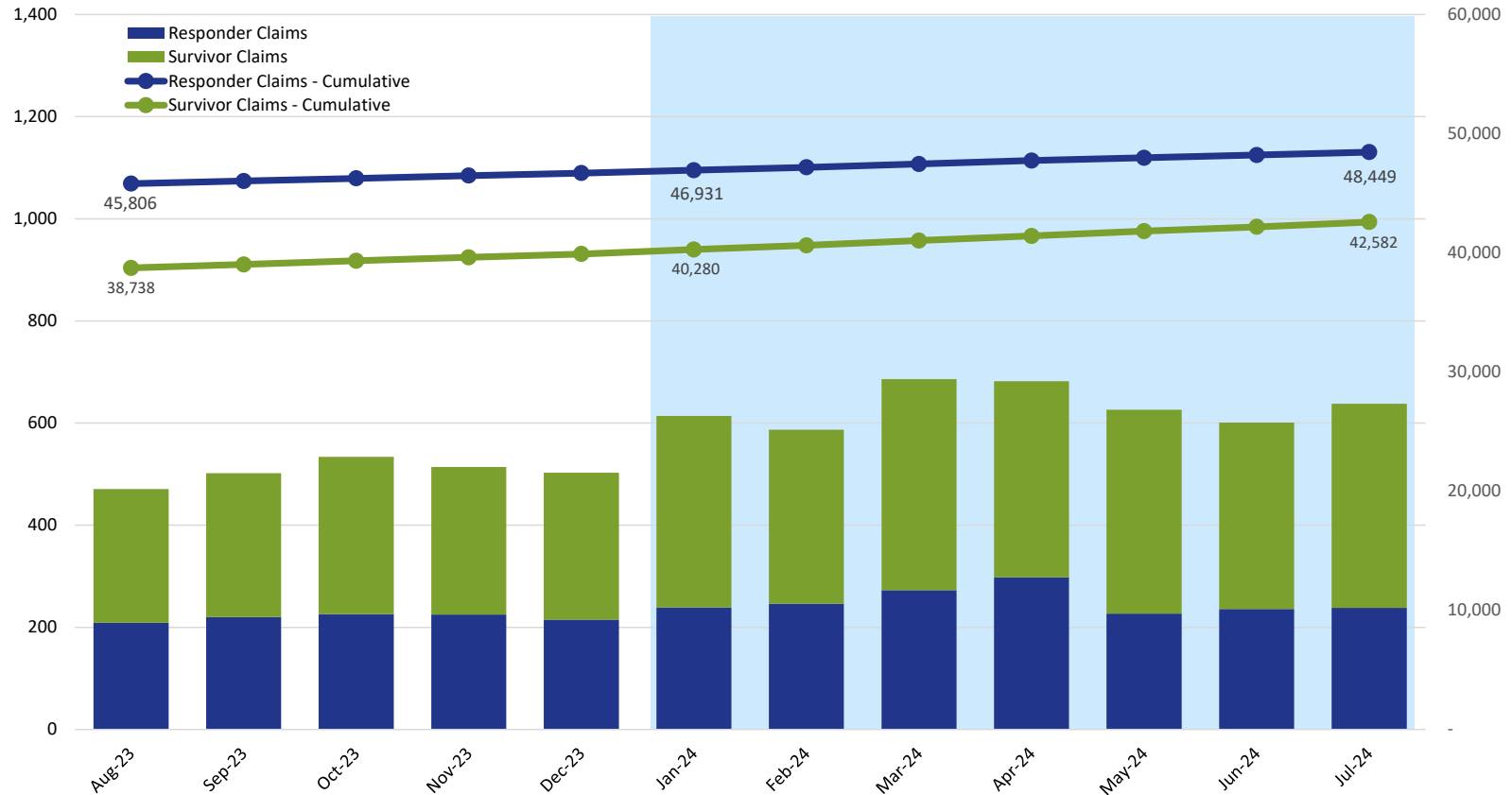
Claims Submitted by Month: Personal Injury & Deceased



	2023					2024						
	Aug	Sep	Oct	Nov	Dec	Jan	Feb	Mar	Apr	May	Jun	Jul
Personal Injury Claims	396	424	458	424	437	519	498	601	598	532	508	539
Deceased Claims	77	80	82	94	71	103	95	93	91	101	98	103
Unknown Claims	-	-	-	-	-	-	-	-	-	-	-	-
Claims - Cumulative	85,463	85,967	86,507	87,025	87,533	88,155	88,748	89,442	90,131	90,764	91,370	92,012

VCF Program Statistics As of July 31, 2024

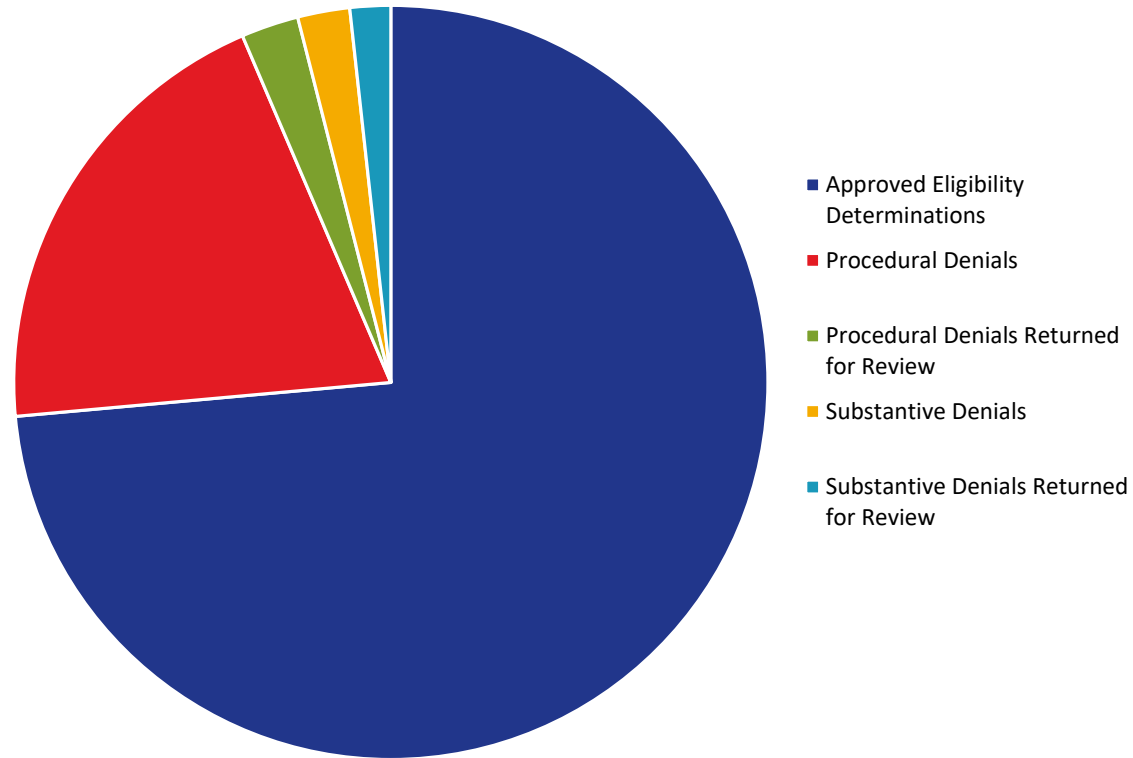
Claims Submitted by Month: Responder & Survivor



	2023					2024						
	Aug	Sep	Oct	Nov	Dec	Jan	Feb	Mar	Apr	May	Jun	Jul
Responder Claims	209	220	226	225	215	239	246	273	298	227	236	238
Survivor Claims	262	282	308	289	288	375	341	413	384	399	365	400
No Response Claims	2	2	6	4	5	8	6	8	7	7	5	4
Claims - Cumulative	85,463	85,967	86,507	87,025	87,533	88,155	88,748	89,442	90,131	90,764	91,370	92,012

VCF Program Statistics As of July 31, 2024

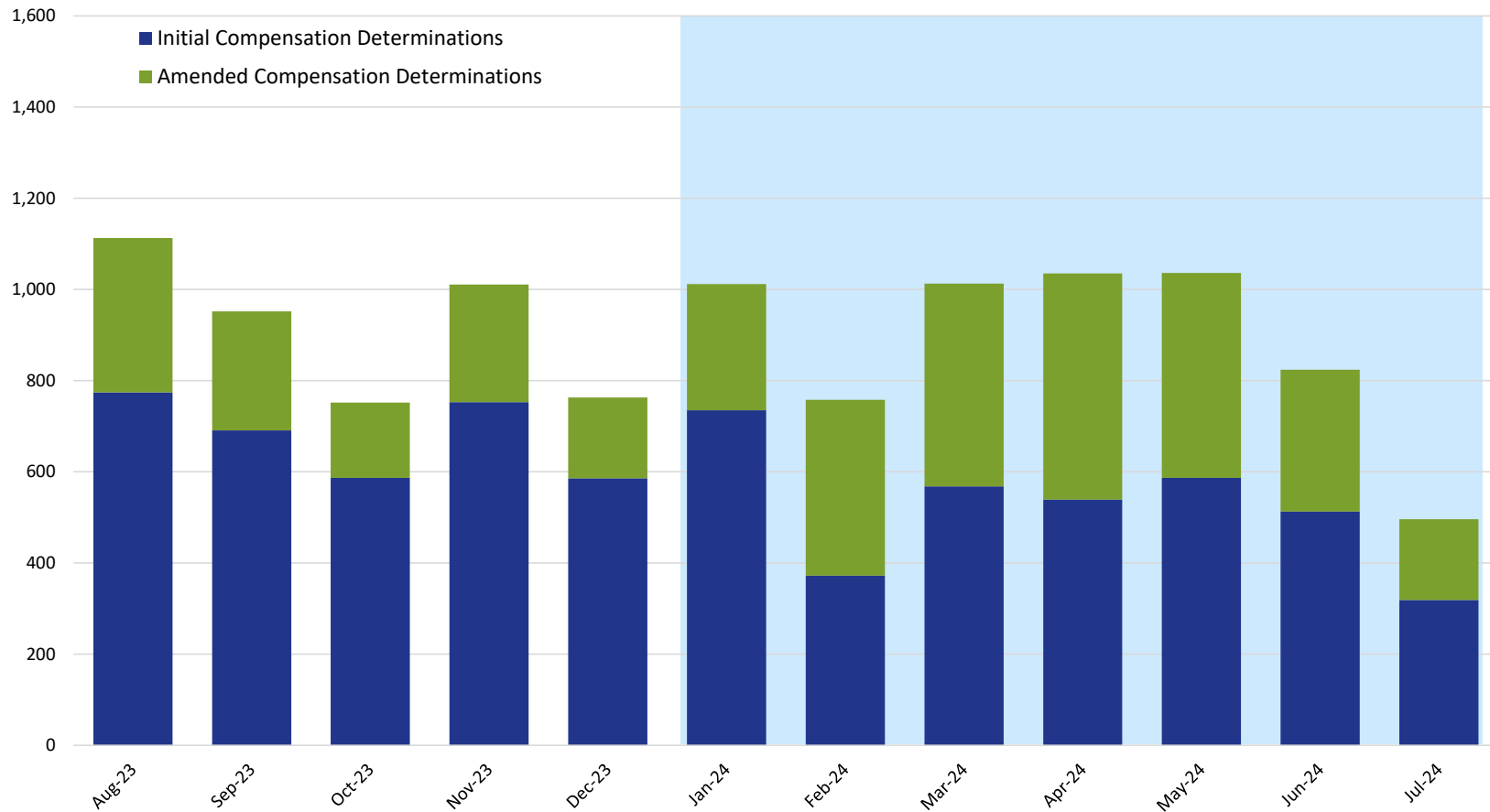
Eligibility



	2023					2024						
	Aug	Sep	Oct	Nov	Dec	Jan	Feb	Mar	Apr	May	Jun	Jul
Approved Eligibility Determinations	56,059	56,835	57,431	58,216	58,749	59,462	59,858	60,402	60,909	61,527	62,015	62,598
Procedural Denials	14,503	14,582	15,157	15,577	15,737	15,897	16,028	16,092	16,434	16,630	16,845	17,016
Procedural Denials Returned for Review	873	890	1,221	1,475	1,538	1,585	1,638	1,650	1,800	1,925	2,038	2,096
Substantive Denials	1,531	1,537	1,577	1,603	1,625	1,672	1,688	1,716	1,744	1,786	1,820	1,900
Substantive Denials Returned for Review	656	684	825	904	966	1,105	1,188	1,252	1,313	1,379	1,454	1,483

VCF Program Statistics As of July 31, 2024

Compensation Determinations by Month: Initial & Amended

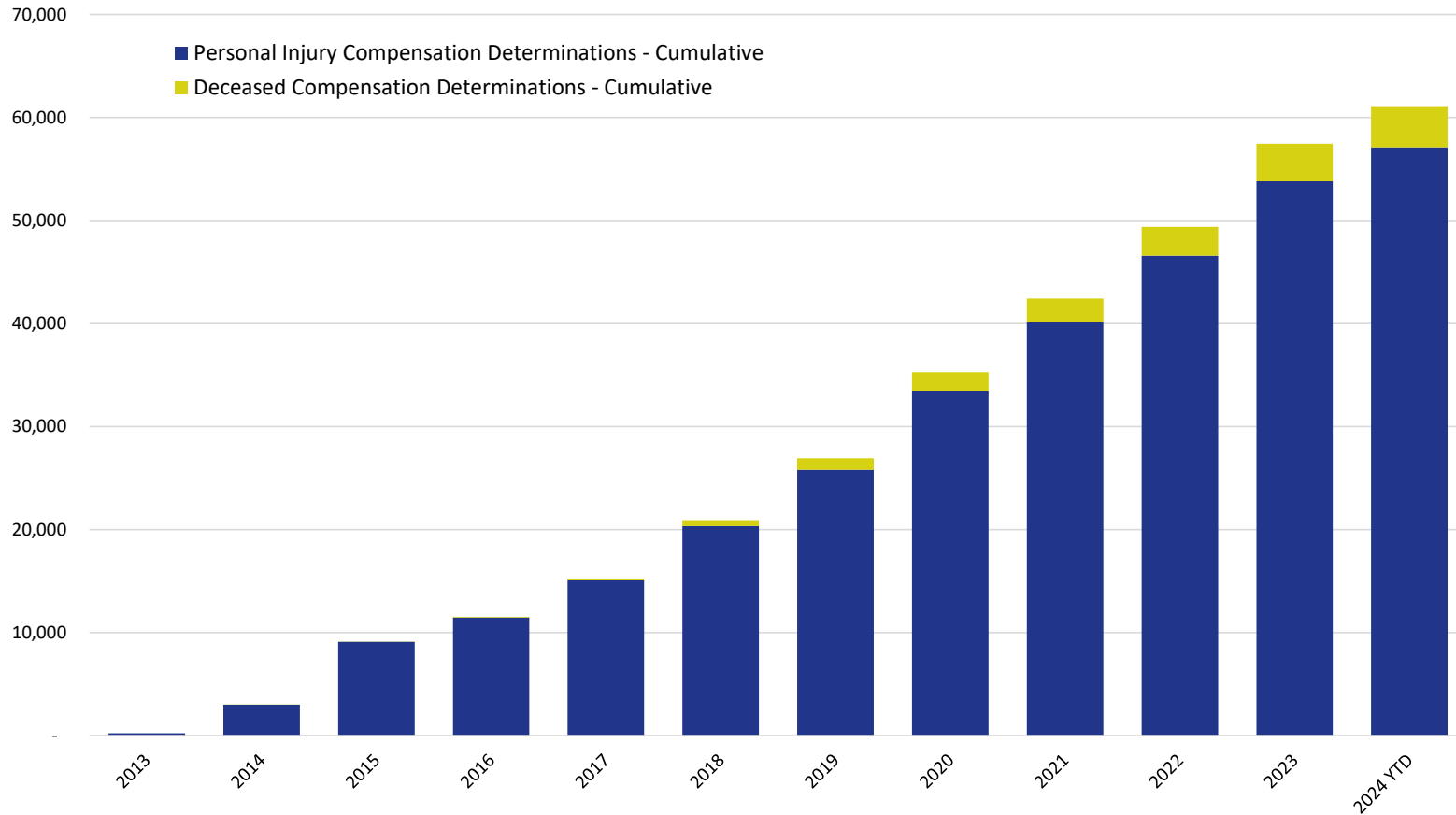


	2023					2024						
	Aug	Sep	Oct	Nov	Dec	Jan	Feb	Mar	Apr	May	Jun	Jul
Initial Compensation Determinations	774	691	587	753	586	735	372	568	539	587	513	319
Amended Compensation Determinations	339	261	165	258	177	277	386	445	496	449	311	177

NOTE: This chart includes only those compensation determinations for which the claimant has been notified by the VCF in writing of the amount of their award. Once a claimant is notified, the determination is counted on this chart, but it is reflected in the month in which the award was finalized and deemed ready for final quality checks, not in the month in which the claimant was notified. The VCF process includes a series of quality checks that are completed before a claimant is notified. These quality checks may take several weeks or longer. This means that there are claims for which substantive review has been completed but they are not counted on this chart because the claimant has not yet been notified of the award. This also means that the monthly numbers shown here for prior months will change from one report to the next as claims completed in earlier months finish the quality check process and claimants are notified.

VCF Program Statistics As of July 31, 2024

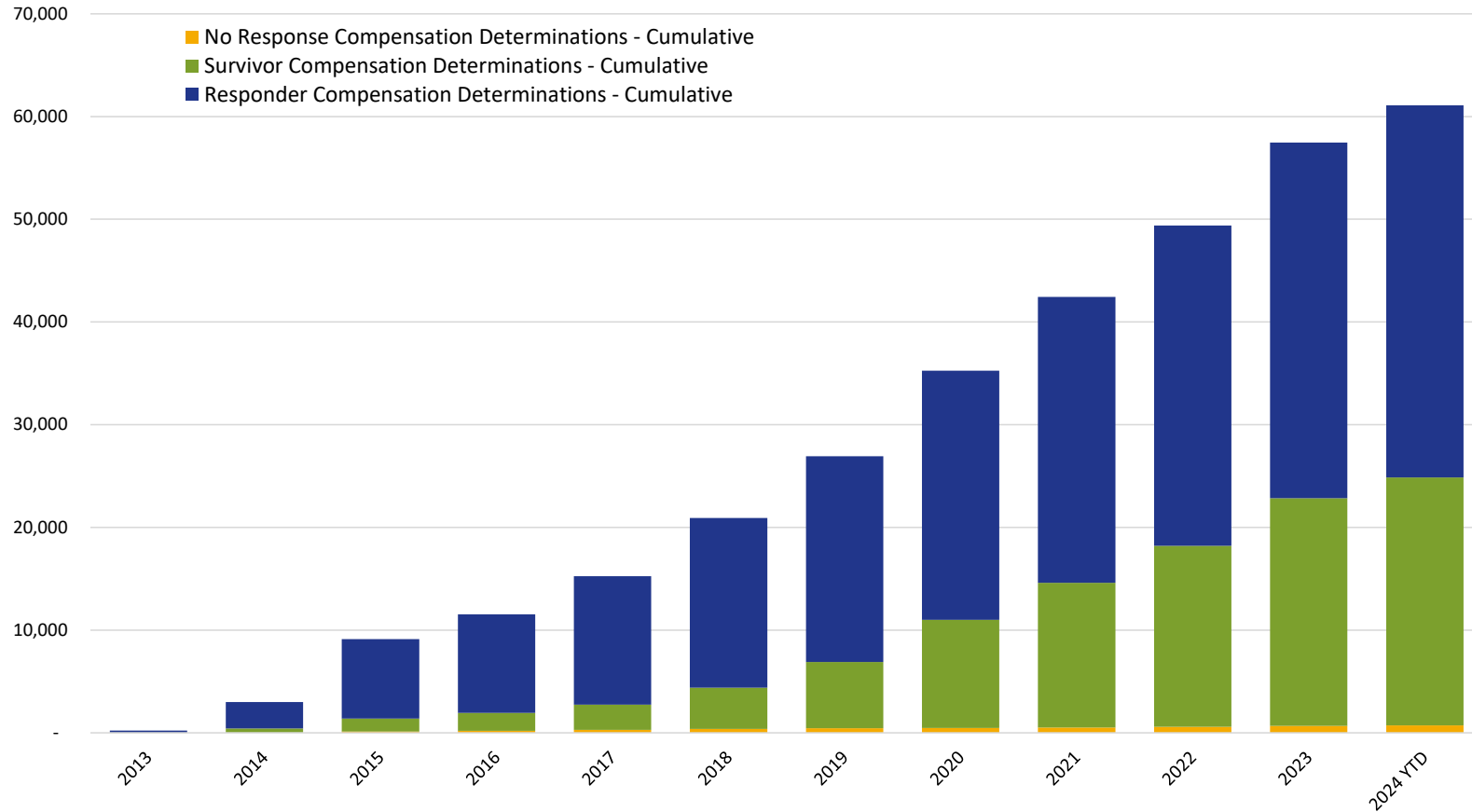
Cumulative Claims with Compensation Determinations Personal Injury & Deceased



	2013	2014	2015	2016	2017	2018	2019	2020	2021	2022	2023	2024 YTD
Personal Injury Compensation Determinations - Cumulative	225	3,000	9,110	11,470	15,057	20,332	25,796	33,477	40,151	46,582	53,818	57,102
Deceased Compensation Determinations - Cumulative	-	7	20	55	181	579	1,136	1,786	2,289	2,799	3,644	3,993

VCF Program Statistics As of July 31, 2024

Cumulative Claims with Compensation Determinations Responder & Survivor



	2013	2014	2015	2016	2017	2018	2019	2020	2021	2022	2023	2024 YTD
Responder Compensation Determinations - Cumulative	218	2,580	7,739	9,595	12,491	16,512	20,032	24,269	27,826	31,170	34,615	36,228
Survivor Compensation Determinations - Cumulative	6	402	1,261	1,737	2,462	4,029	6,458	10,521	14,088	17,618	22,175	24,153
No Response Compensation Determinations - Cumulative	1	25	130	193	285	370	442	473	526	593	672	714