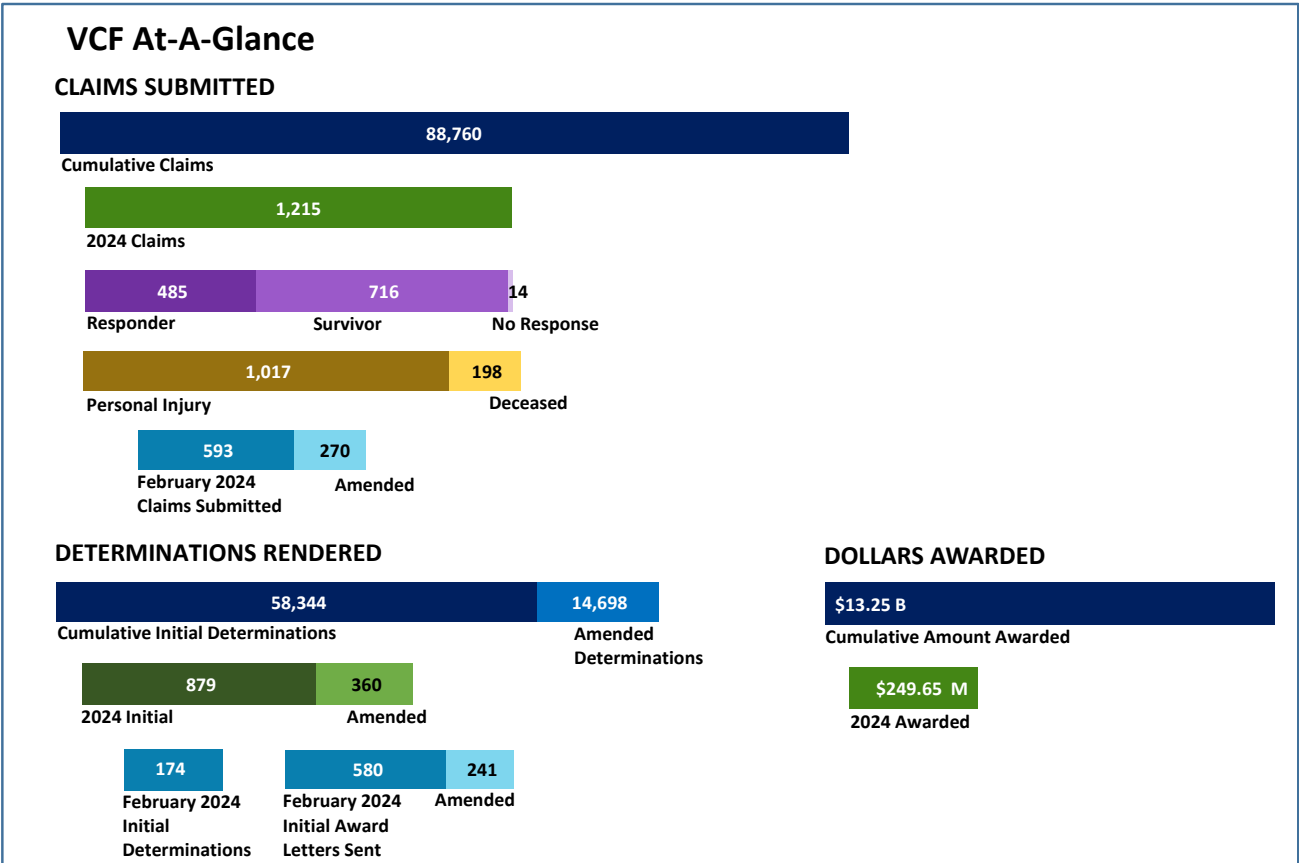
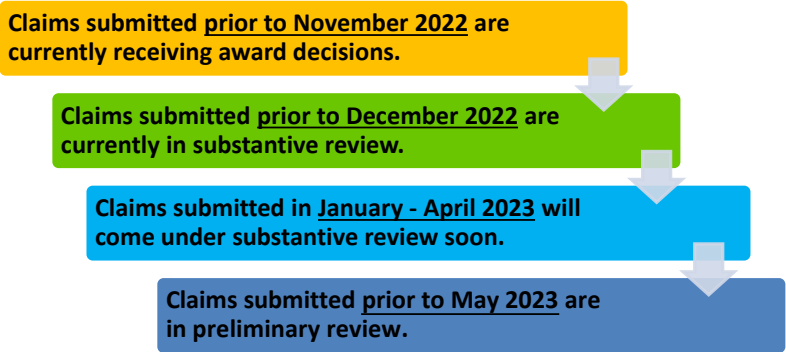


VCF Program Statistics As of February 29, 2024



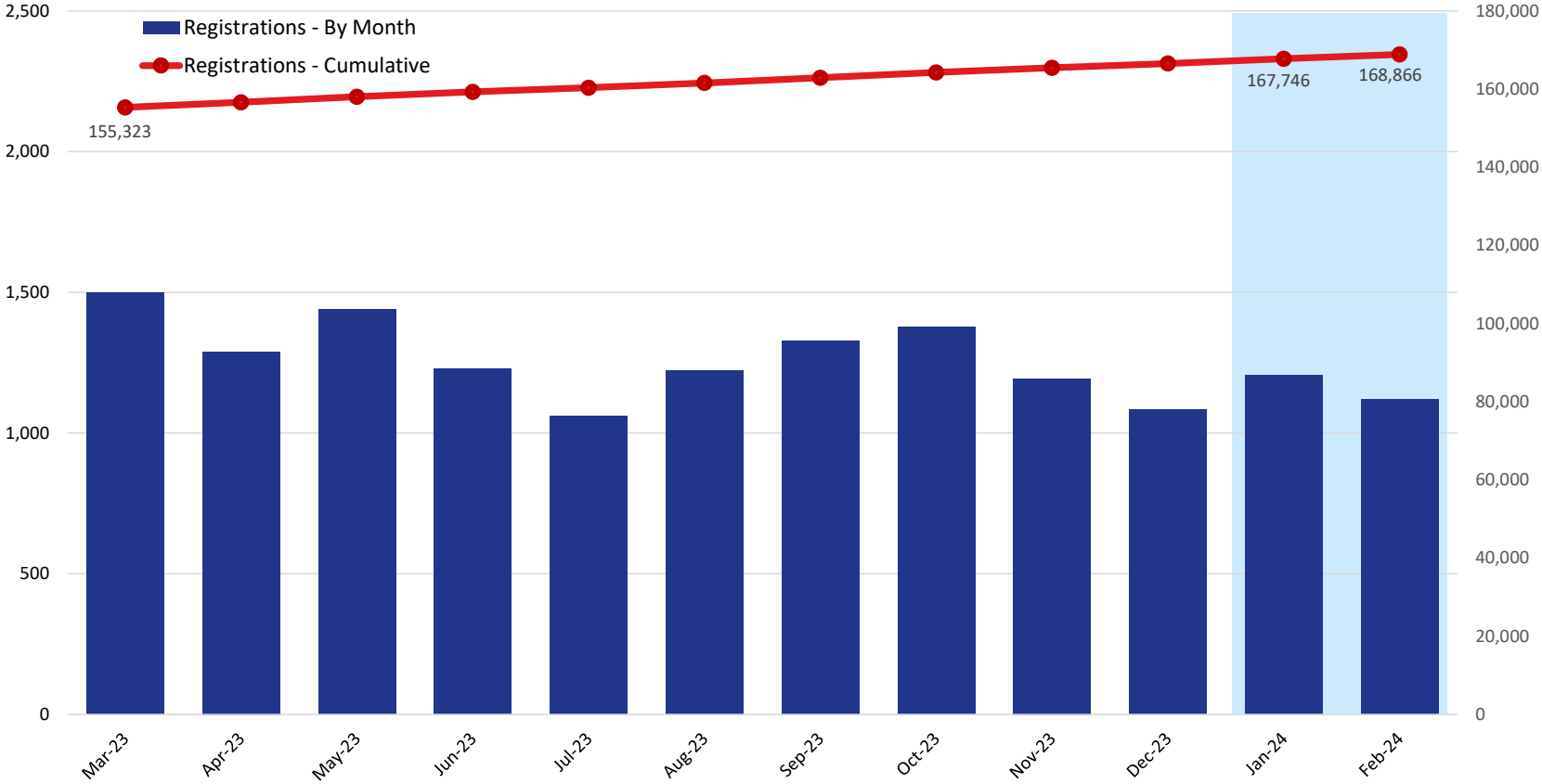
Claim Review Timeline*



** This timeline applies only to claims that are submitted in good order, meaning they have the required documents the VCF needs in order to determine the claimant's eligibility and calculate the award. Claims that are made inactive or placed on hold because they were not submitted with the required documents take significantly longer to review and are not reflected in this timeline.*

VCF Program Statistics As of February 29, 2024

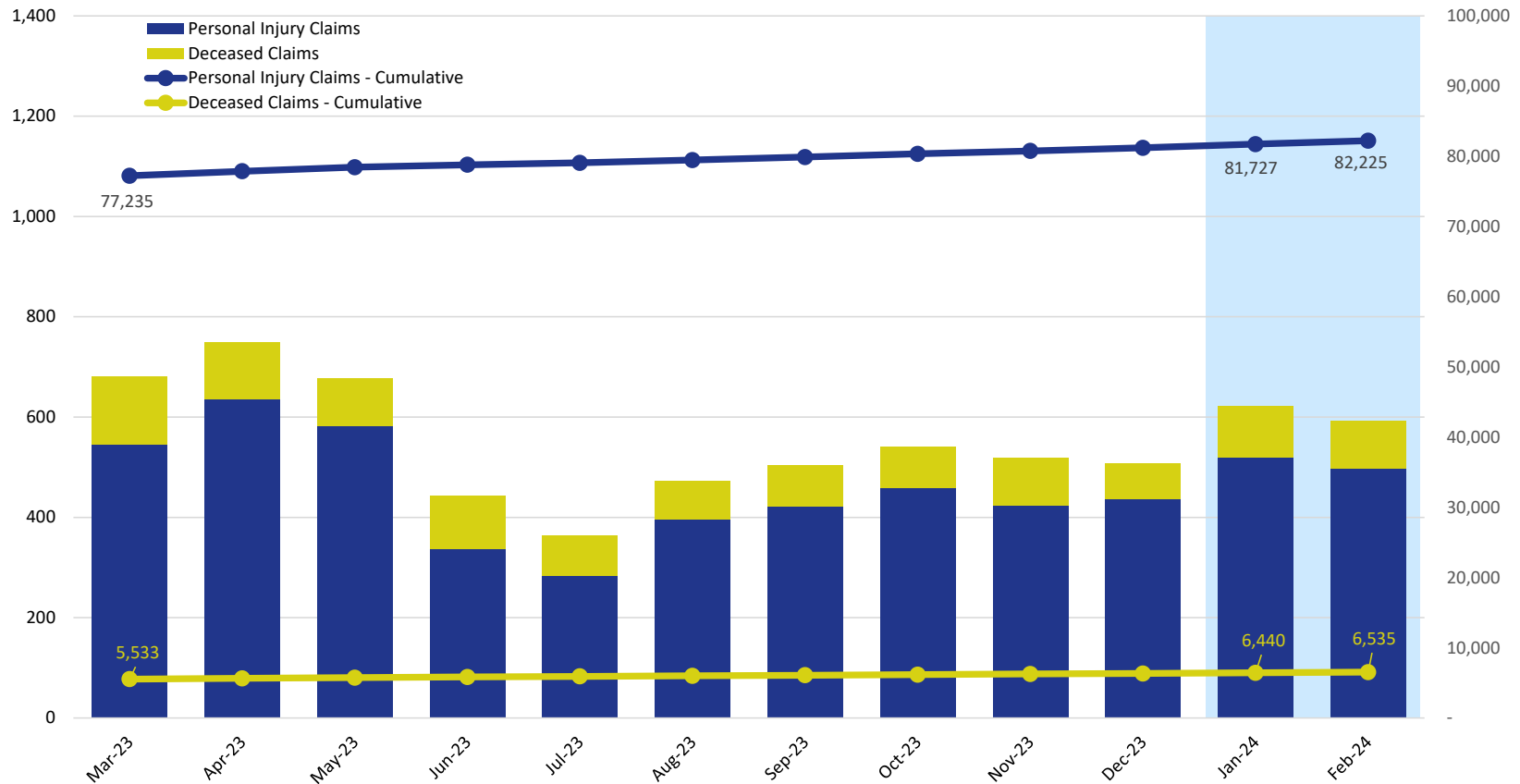
Unique Registrations



	2023										2024	
	Mar	Apr	May	Jun	Jul	Aug	Sep	Oct	Nov	Dec	Jan	Feb
Registrations - By Month	1,500	1,289	1,439	1,228	1,060	1,222	1,327	1,376	1,194	1,083	1,205	1,120
Registrations - Cumulative	155,323	156,612	158,051	159,279	160,339	161,561	162,888	164,264	165,458	166,541	167,746	168,866

VCF Program Statistics As of February 29, 2024

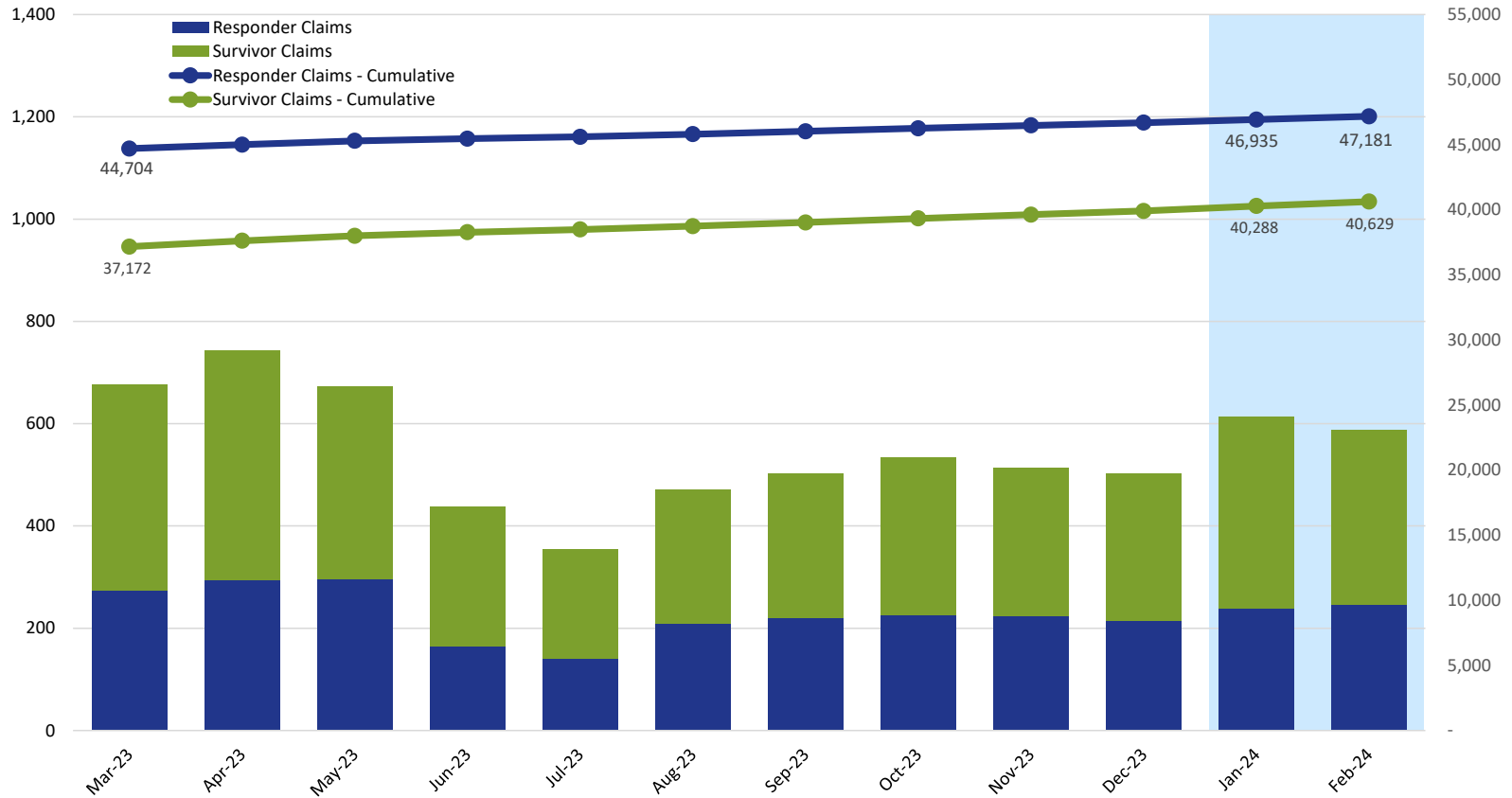
Claims Submitted by Month: Personal Injury & Deceased



	2023										2024	
	Mar	Apr	May	Jun	Jul	Aug	Sep	Oct	Nov	Dec	Jan	Feb
Personal Injury Claims	546	636	582	337	283	396	421	458	424	436	519	498
Deceased Claims	136	113	96	106	81	77	83	82	94	72	103	95
Unknown Claims	-	-	-	-	-	-	-	-	-	-	-	-
Claims - Cumulative	82,768	83,517	84,195	84,638	85,002	85,475	85,979	86,519	87,037	87,545	88,167	88,760

VCF Program Statistics As of February 29, 2024

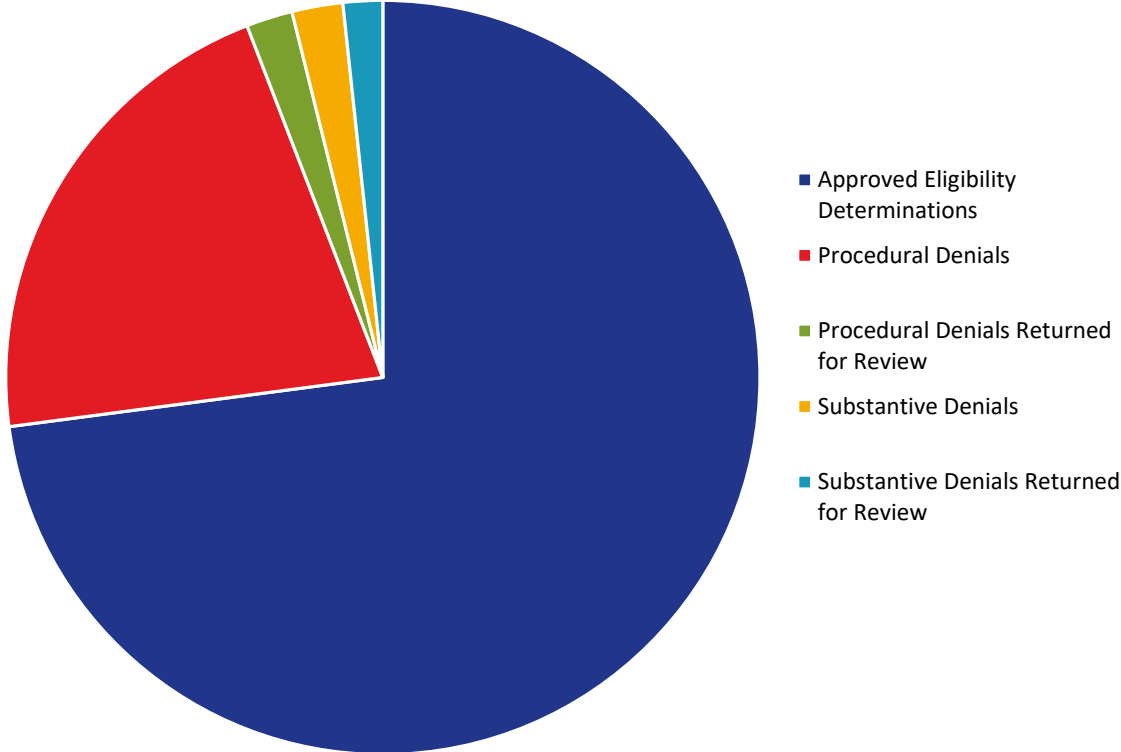
Claims Submitted by Month: Responder & Survivor



	2023										2024	
	Mar	Apr	May	Jun	Jul	Aug	Sep	Oct	Nov	Dec	Jan	Feb
Responder Claims	273	295	297	165	140	209	220	226	225	215	239	246
Survivor Claims	403	448	376	274	214	262	282	308	289	288	375	341
No Response Claims	6	6	5	4	10	2	2	6	4	5	8	6
Claims - Cumulative	82,768	83,517	84,195	84,638	85,002	85,475	85,979	86,519	87,037	87,545	88,167	88,760

**VCF Program Statistics
As of February 29, 2024**

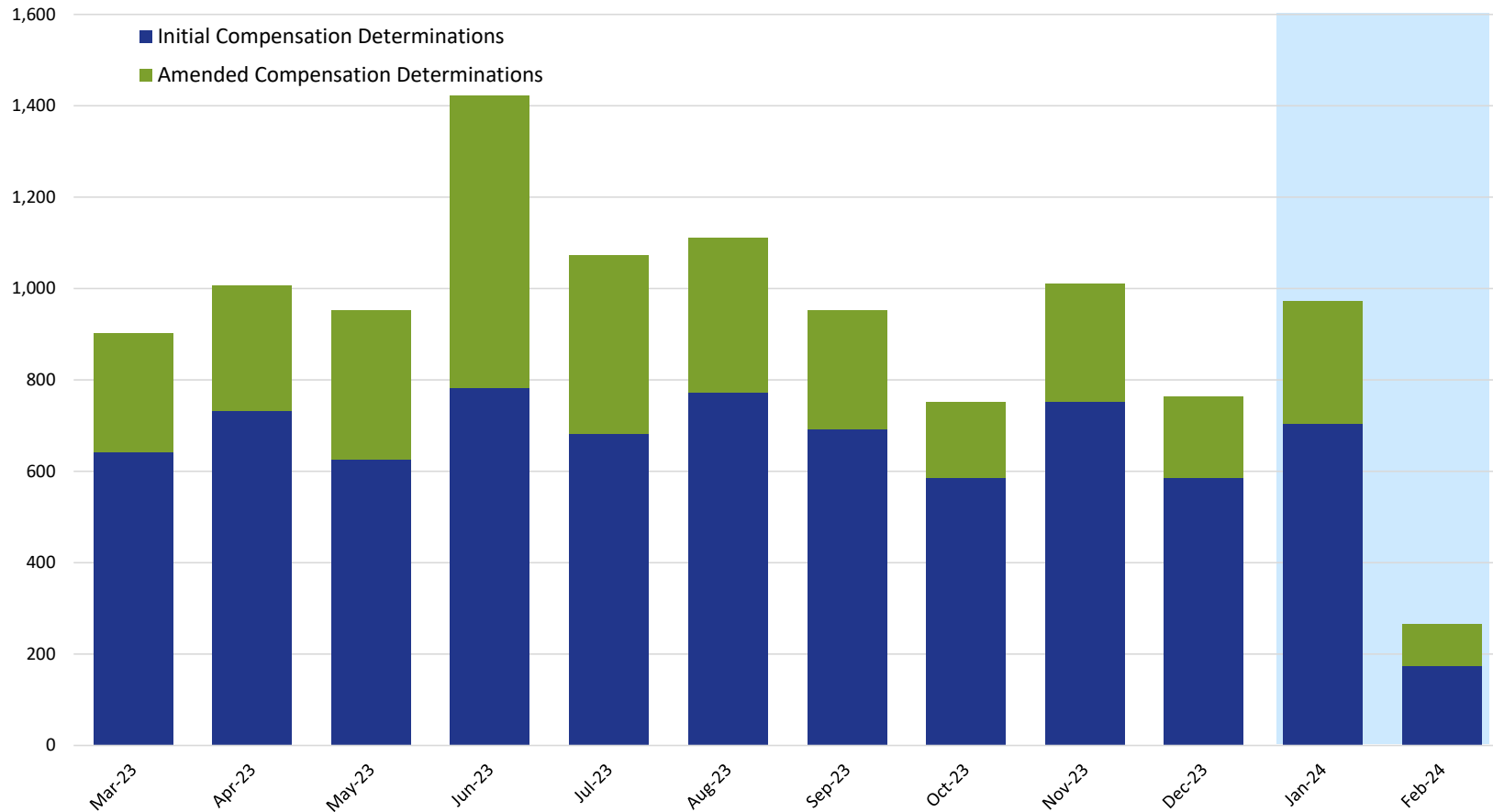
Eligibility



	2023										2024	
	Mar	Apr	May	Jun	Jul	Aug	Sep	Oct	Nov	Dec	Jan	Feb
Approved Eligibility Determinations	52,368	53,075	53,696	54,517	55,208	56,063	56,839	57,435	58,220	58,753	59,466	59,864
Procedural Denials	10,140	10,761	11,715	13,439	14,023	15,405	15,492	16,263	16,837	17,038	17,242	17,421
Procedural Denials Returned for Review	249	278	392	672	826	1,245	1,256	1,429	1,557	1,595	1,616	1,633
Substantive Denials	1,433	1,454	1,488	1,514	1,551	1,579	1,585	1,625	1,653	1,678	1,726	1,791
Substantive Denials Returned for Review	507	557	625	707	775	858	888	1,035	1,119	1,188	1,352	1,392

VCF Program Statistics As of February 29, 2024

Compensation Determinations by Month: Initial & Amended

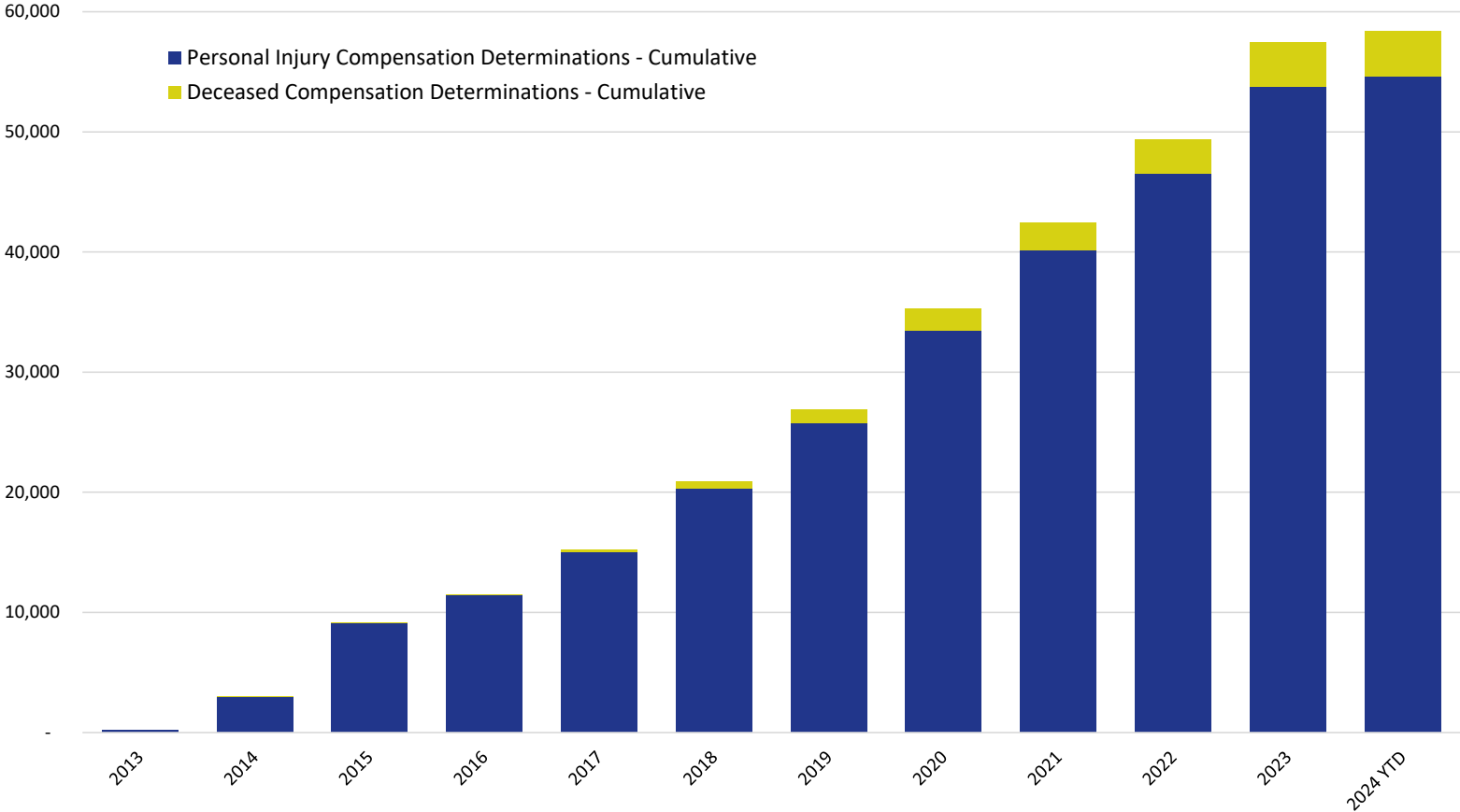


	2023										2024	
	Mar	Apr	May	Jun	Jul	Aug	Sep	Oct	Nov	Dec	Jan	Feb
Initial Compensation Determinations	641	732	626	784	683	773	691	587	753	586	705	174
Amended Compensation Determinations	261	274	326	639	390	339	261	165	258	177	268	92

NOTE: This chart includes only those compensation determinations for which the claimant has been notified by the VCF in writing of the amount of their award. Once a claimant is notified, the determination is counted on this chart, but it is reflected in the month in which the award was finalized and deemed ready for final quality checks, not in the month in which the claimant was notified. The VCF process includes a series of quality checks that are completed before a claimant is notified. These quality checks may take several weeks or longer. This means that there are claims for which substantive review has been completed but they are not counted on this chart because the claimant has not yet been notified of the award. This also means that the monthly numbers shown here for prior months will change from one report to the next as claims completed in earlier months finish the quality check process and claimants are notified.

VCF Program Statistics As of February 29, 2024

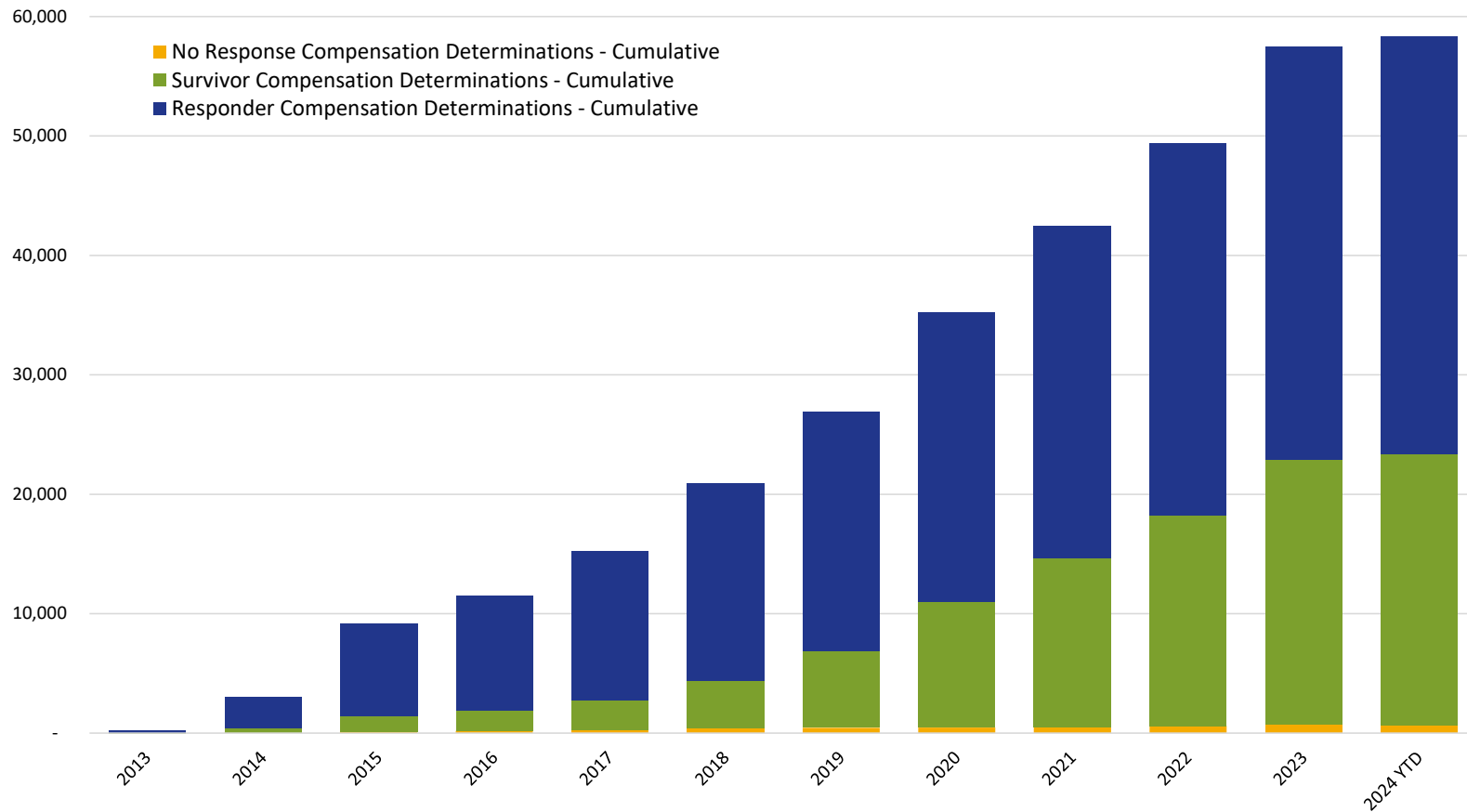
Cumulative Claims with Compensation Determinations Personal Injury & Deceased



	2013	2014	2015	2016	2017	2018	2019	2020	2021	2022	2023	2024 YTD
Personal Injury Compensation Determinations - Cumulative	225	2,998	9,110	11,472	15,056	20,316	25,771	33,451	40,126	46,559	53,794	54,602
Deceased Compensation Determinations - Cumulative	-	8	20	54	183	596	1,162	1,813	2,316	2,825	3,671	3,742

VCF Program Statistics As of February 29, 2024

Cumulative Claims with Compensation Determinations Responder & Survivor



	2013	2014	2015	2016	2017	2018	2019	2020	2021	2022	2023	2024 YTD
Responder Compensation Determinations - Cumulative	218	2,579	7,738	9,594	12,490	16,511	20,031	24,268	27,826	31,170	34,616	34,990
Survivor Compensation Determinations - Cumulative	6	402	1,262	1,739	2,464	4,031	6,460	10,523	14,090	17,621	22,177	22,667
No Response Compensation Determinations - Cumulative	1	25	130	193	285	370	442	473	526	593	672	687