


**VCF Program Statistics  
As of January 31, 2024**

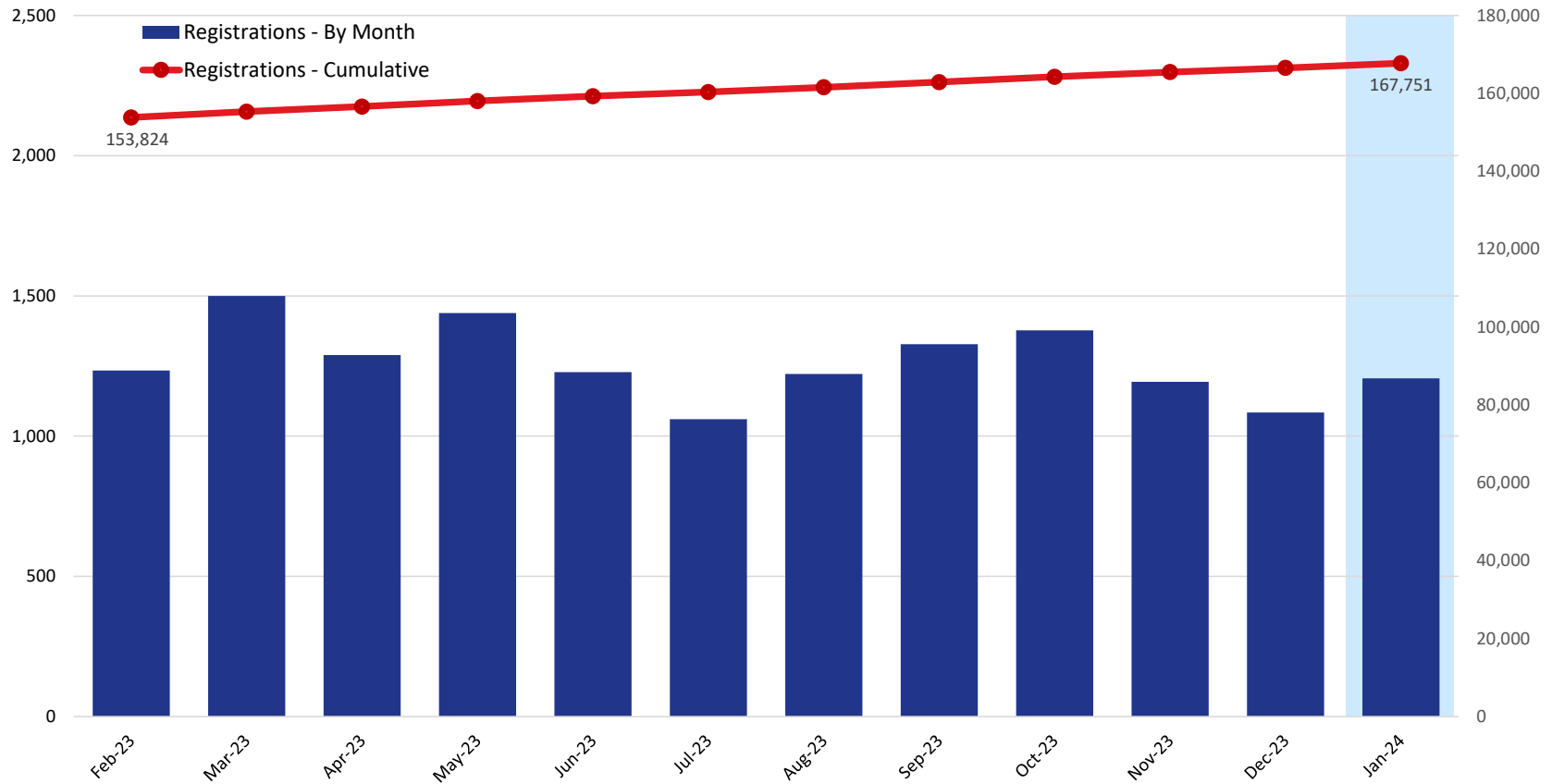
**VCF At-A-Glance**

**Claim Review Timeline?**



## VCF Program Statistics As of January 31, 2024

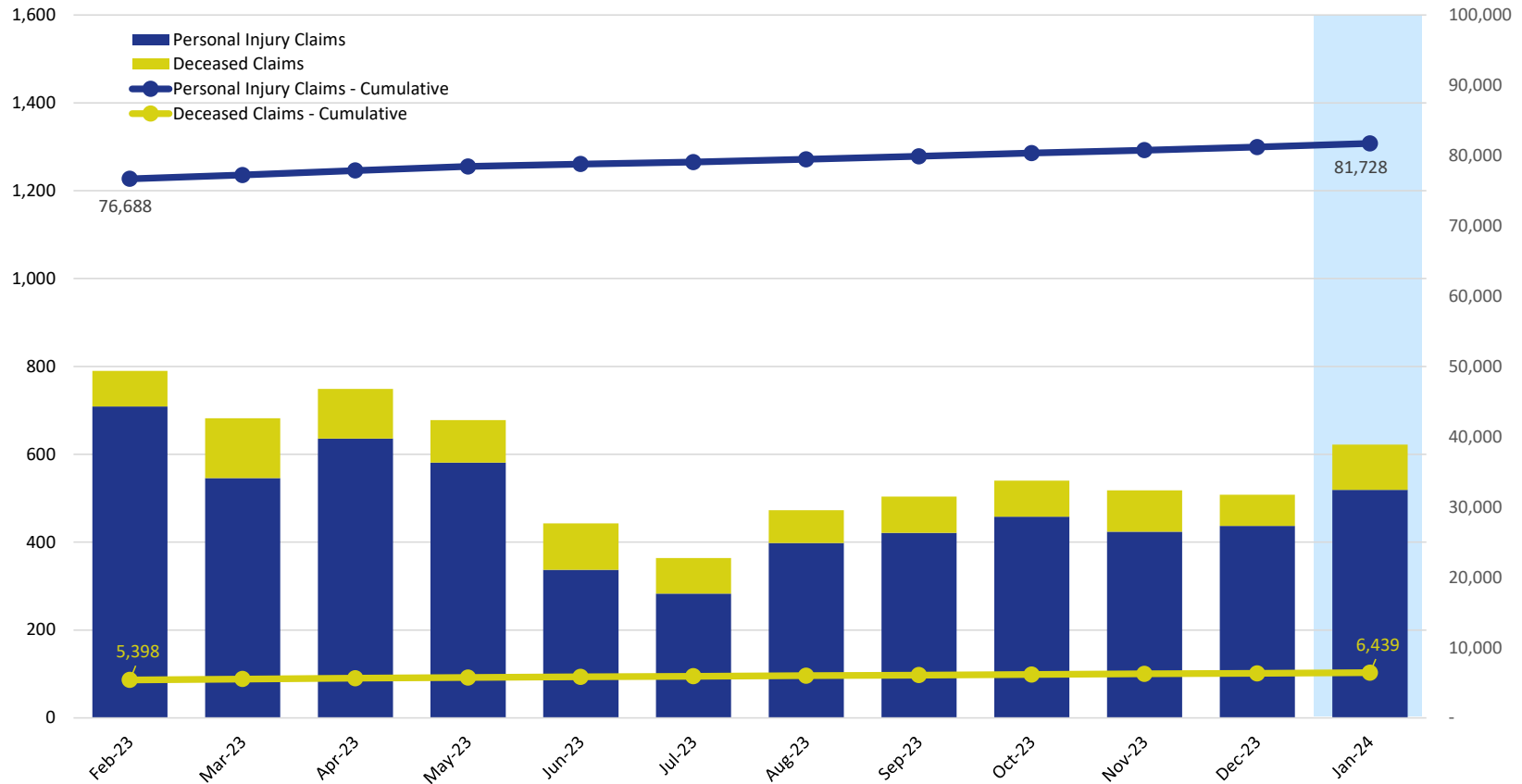
### Unique Registrations



	2023											2024
	Feb	Mar	Apr	May	Jun	Jul	Aug	Sep	Oct	Nov	Dec	Jan
Registrations - By Month	1,234	1,500	1,289	1,439	1,228	1,060	1,222	1,328	1,377	1,194	1,084	1,206
Registrations - Cumulative	153,824	155,324	156,613	158,052	159,280	160,340	161,562	162,890	164,267	165,461	166,545	167,751

## VCF Program Statistics As of January 31, 2024

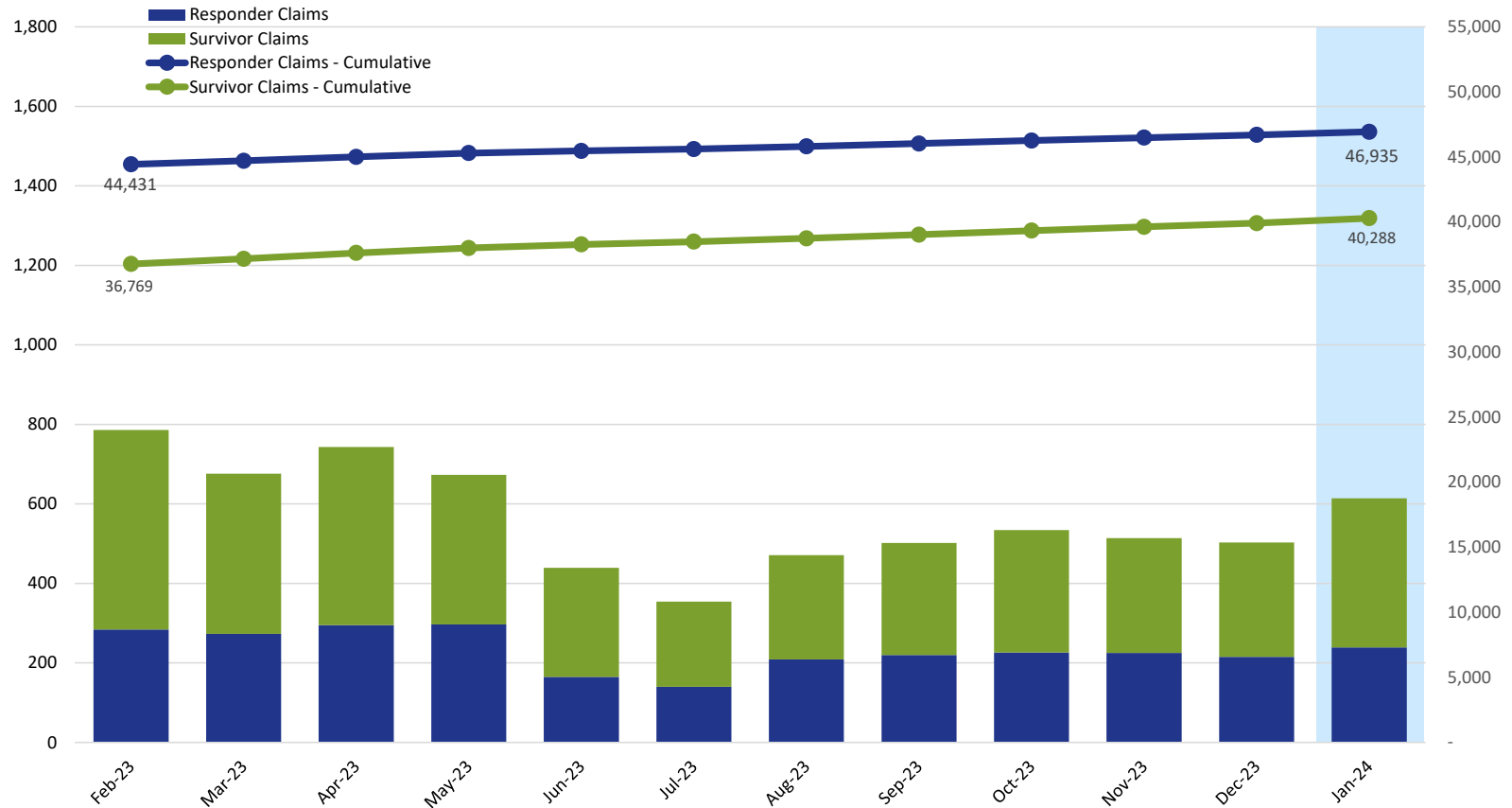
### Claims Submitted by Month: Personal Injury & Deceased



	2023											2024
	Feb	Mar	Apr	May	Jun	Jul	Aug	Sep	Oct	Nov	Dec	Jan
Personal Injury Claims	709	546	636	581	337	283	398	421	458	424	437	519
Deceased Claims	81	136	113	97	106	81	75	83	82	94	71	103
Unknown Claims	-	-	-	-	-	-	-	-	-	-	-	-
Claims - Cumulative	82,086	82,768	83,517	84,195	84,638	85,002	85,475	85,979	86,519	87,037	87,545	88,167

## VCF Program Statistics As of January 31, 2024

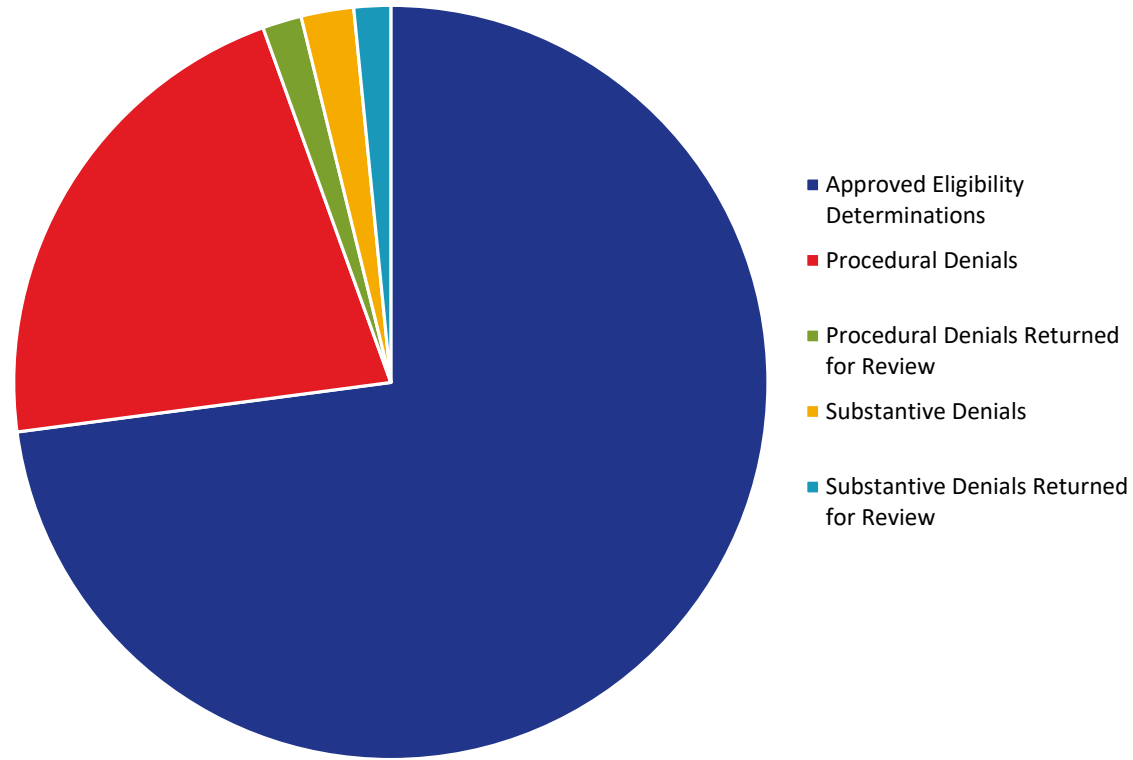
### Claims Submitted by Month: Responder & Survivor



	2023											2024
	Feb	Mar	Apr	May	Jun	Jul	Aug	Sep	Oct	Nov	Dec	Jan
Responder Claims	284	273	295	297	165	140	209	220	226	225	215	239
Survivor Claims	502	403	448	376	274	214	262	282	308	289	288	375
No Response Claims	4	6	6	5	4	10	2	2	6	4	5	8
Claims - Cumulative	82,086	82,768	83,517	84,195	84,638	85,002	85,475	85,979	86,519	87,037	87,545	88,167

## VCF Program Statistics As of January 31, 2024

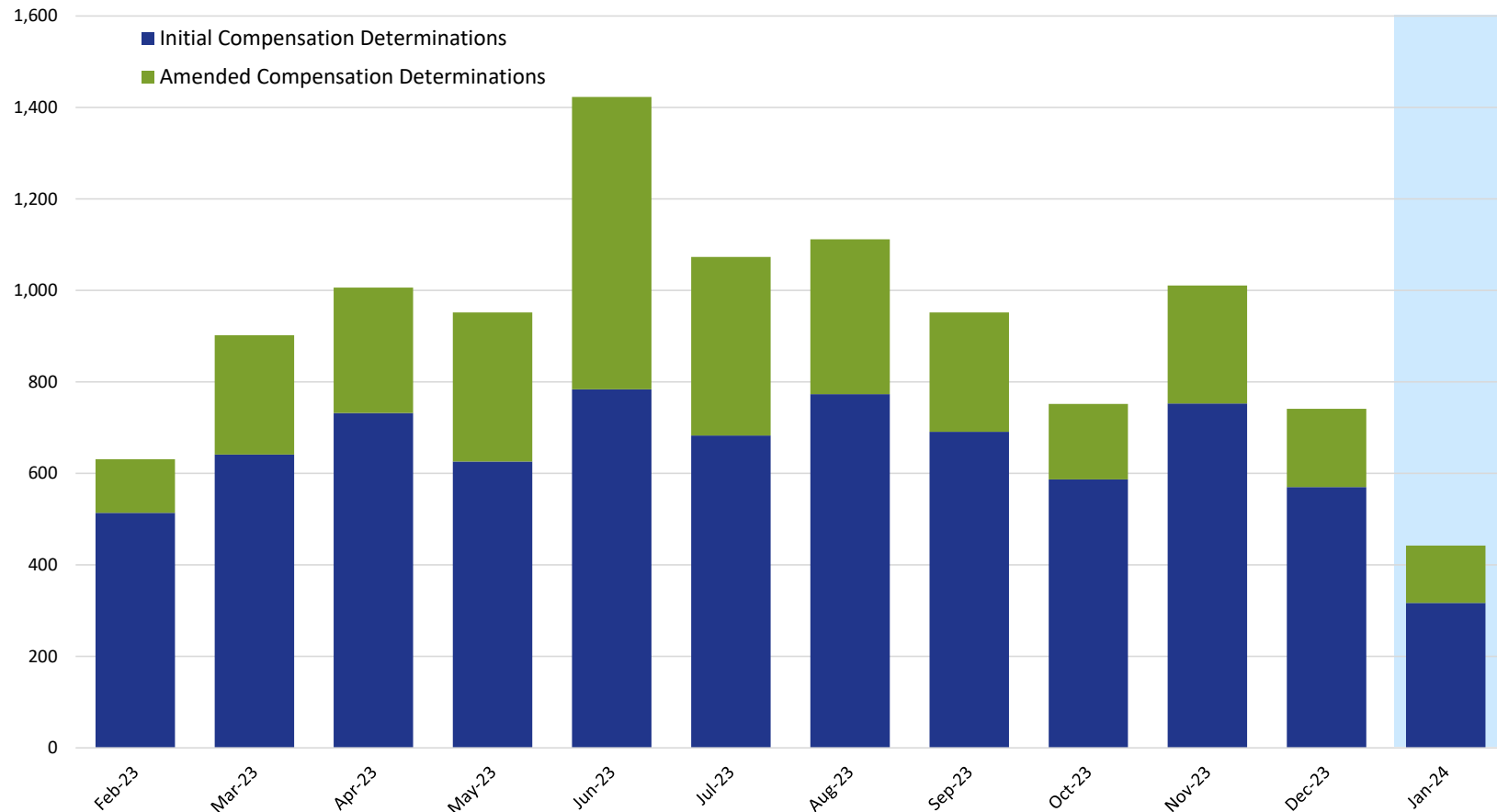
Eligibility



	2023											2024
	Feb	Mar	Apr	May	Jun	Jul	Aug	Sep	Oct	Nov	Dec	Jan
Approved Eligibility Determinations	51,736	52,368	53,075	53,696	54,517	55,208	56,063	56,839	57,435	58,220	58,753	59,466
Procedural Denials	9,673	10,210	10,837	11,819	13,608	14,221	15,675	15,763	16,573	17,184	17,400	17,613
Procedural Denials Returned for Review	230	247	273	371	606	732	1,086	1,096	1,232	1,327	1,355	1,367
Substantive Denials	1,407	1,442	1,462	1,496	1,521	1,555	1,583	1,590	1,632	1,663	1,684	1,840
Substantive Denials Returned for Review	430	515	567	640	729	801	886	917	1,062	1,145	1,219	1,284

## VCF Program Statistics As of January 31, 2024

### Compensation Determinations by Month: Initial & Amended

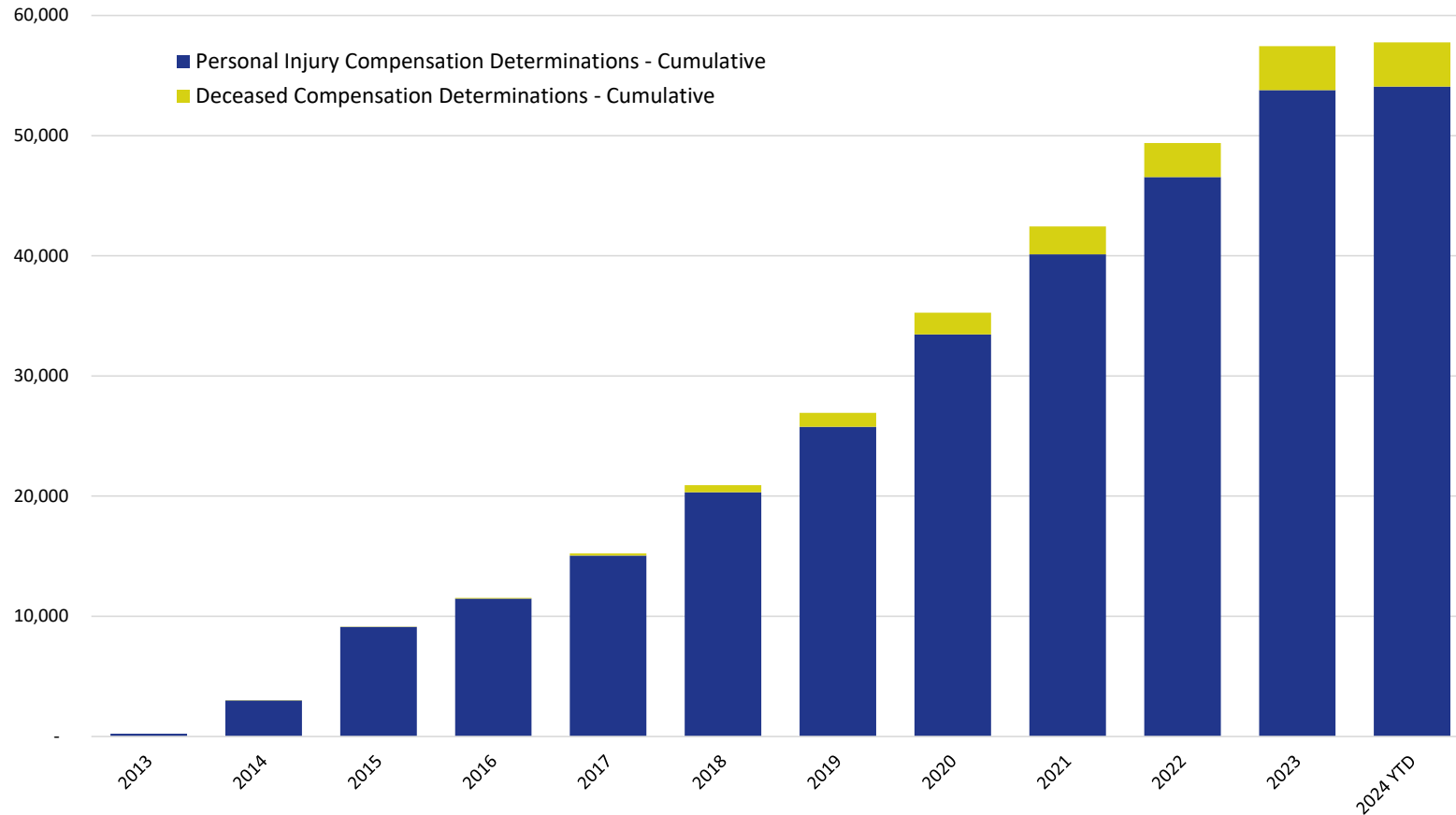


	2023											2024
	Feb	Mar	Apr	May	Jun	Jul	Aug	Sep	Oct	Nov	Dec	Jan
Initial Compensation Determinations	514	641	732	626	784	683	773	691	587	753	570	317
Amended Compensation Determinations	117	261	274	326	639	390	339	261	165	258	171	125

**NOTE:** This chart includes only those compensation determinations for which the claimant has been notified by the VCF in writing of the amount of their award. Once a claimant is notified, the determination is counted on this chart, but it is reflected in the month in which the award was finalized and deemed ready for final quality checks, not in the month in which the claimant was notified. The VCF process includes a series of quality checks that are completed before a claimant is notified. These quality checks may take several weeks or longer. This means that there are claims for which substantive review has been completed but they are not counted on this chart because the claimant has not yet been notified of the award. This also means that the monthly numbers shown here for prior months will change from one report to the next as claims completed in earlier months finish the quality check process and claimants are notified.

## VCF Program Statistics As of January 31, 2024

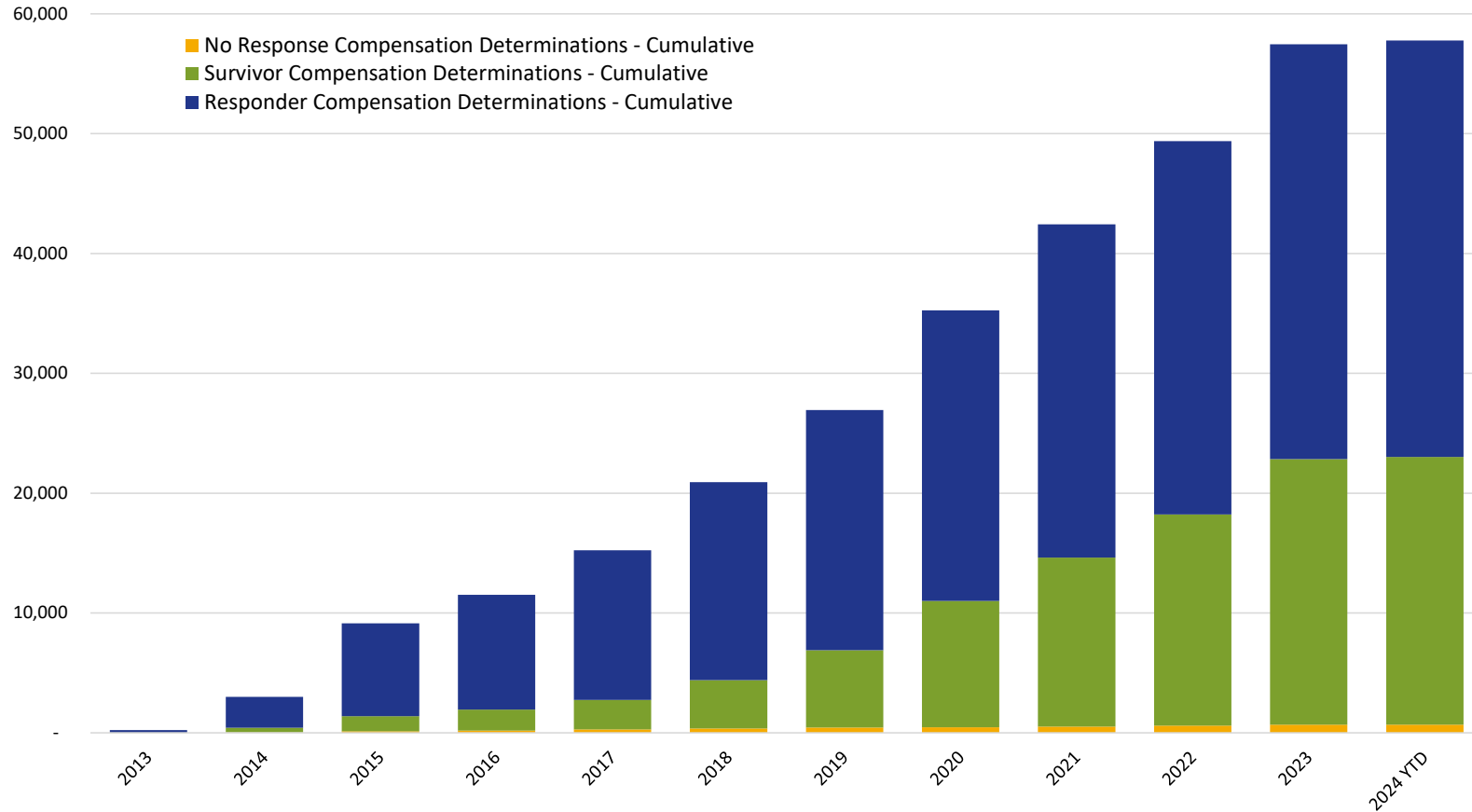
### Cumulative Claims with Compensation Determinations Personal Injury & Deceased



	2013	2014	2015	2016	2017	2018	2019	2020	2021	2022	2023	2024 YTD
Personal Injury Compensation Determinations - Cumulative	225	2,998	9,110	11,472	15,056	20,316	25,771	33,451	40,126	46,559	53,785	54,078
Deceased Compensation Determinations - Cumulative	-	8	20	54	183	596	1,162	1,813	2,316	2,825	3,664	3,688

## VCF Program Statistics As of January 31, 2024

### Cumulative Claims with Compensation Determinations Responder & Survivor



	2013	2014	2015	2016	2017	2018	2019	2020	2021	2022	2023	2024 YTD
Responder Compensation Determinations - Cumulative	218	2,579	7,738	9,594	12,490	16,511	20,031	24,268	27,826	31,170	34,607	34,749
Survivor Compensation Determinations - Cumulative	6	402	1,262	1,739	2,464	4,031	6,460	10,523	14,090	17,621	22,170	22,343
No Response Compensation Determinations - Cumulative	1	25	130	193	285	370	442	473	526	593	672	674