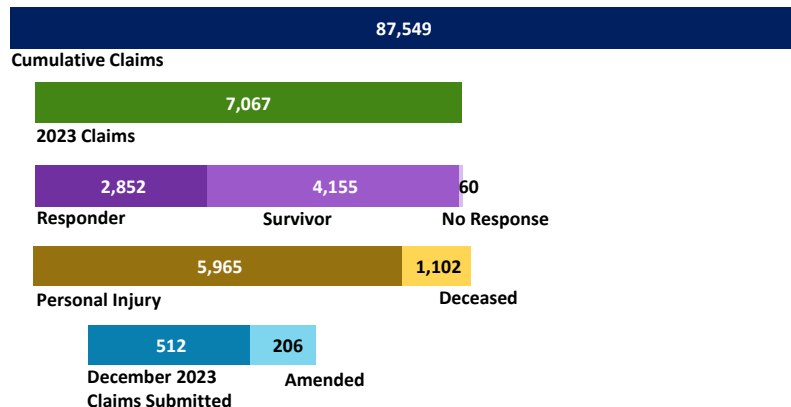



# VCF Program Statistics As of December 31, 2023

## VCF At-A-Glance


### CLAIMS SUBMITTED



### DETERMINATIONS RENDERED



### DOLLARS AWARDED



## Claim Review Timeline\*

Claims submitted prior to September 2022 are currently receiving award decisions.

Claims submitted prior to October 2022 are currently in substantive review.

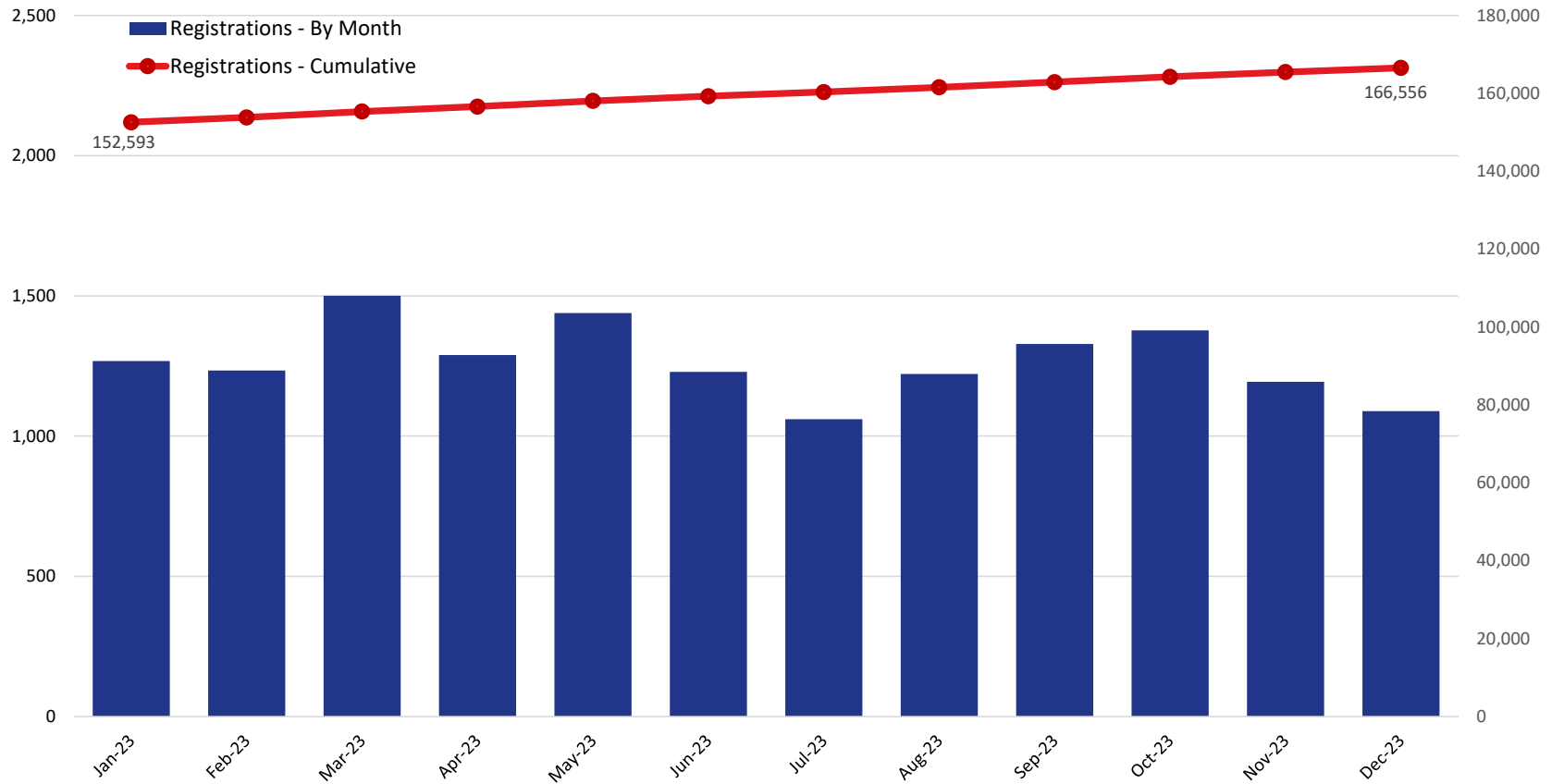
Claims submitted in November 2022 - February 2023 will come under substantive review soon.

Claims submitted prior to March 2023 are in preliminary review.

\* This timeline applies only to claims that are submitted in good order, meaning they have the required documents the VCF needs in order to determine the claimant's eligibility and calculate the award. Claims that are made inactive or placed on hold because they were not submitted with the required documents take significantly longer to review and are not reflected in this timeline.

# VCF Program Statistics As of December 31, 2023

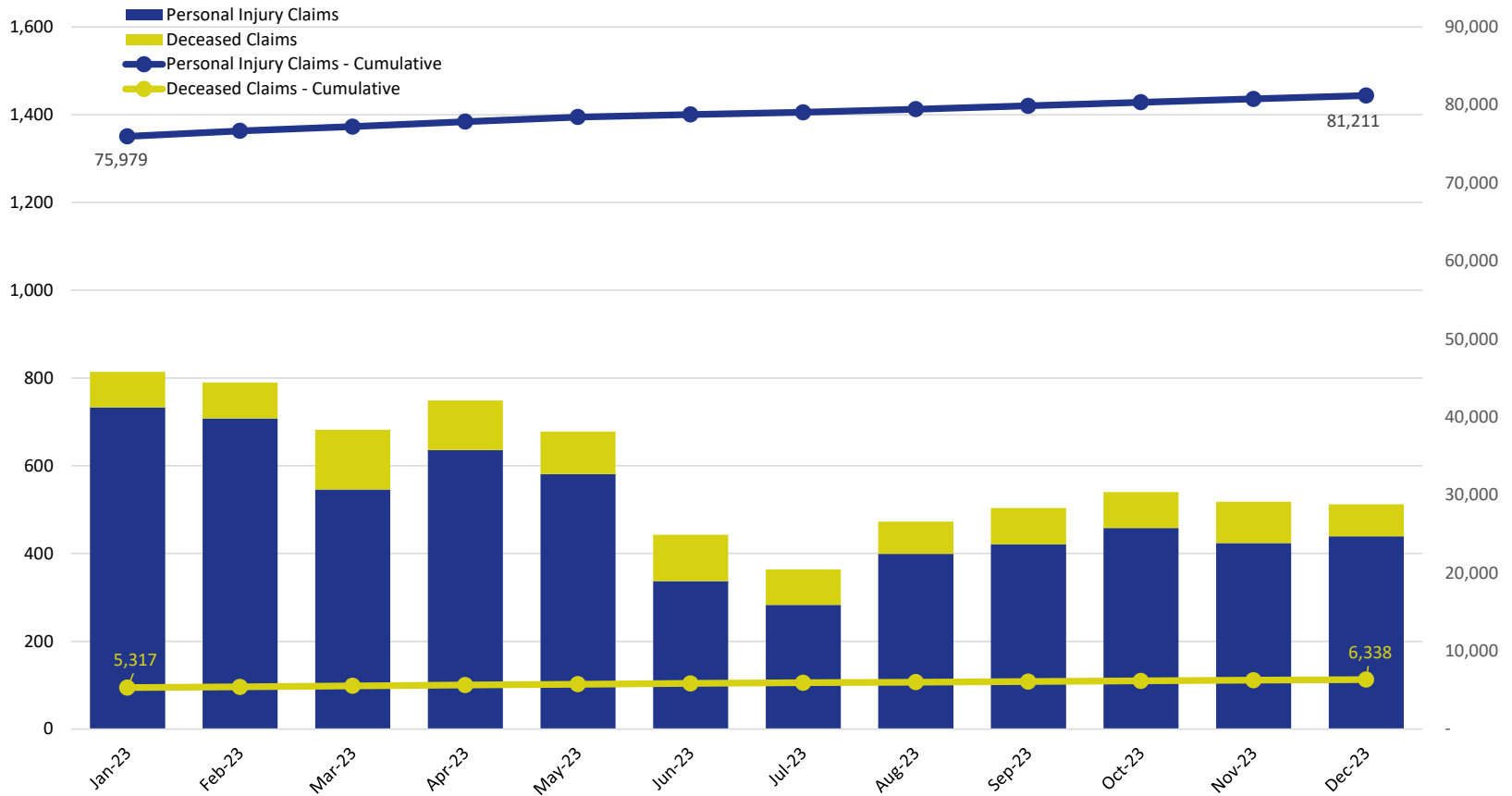
## Unique Registrations



	2023	2023	2023	2023	2023	2023	2023	2023	2023	2023	2023	2023
	Jan	Feb	Mar	Apr	May	Jun	Jul	Aug	Sep	Oct	Nov	Dec
Registrations - By Month	1,268	1,234	1,501	1,289	1,439	1,229	1,060	1,222	1,329	1,377	1,194	1,089
Registrations - Cumulative	152,593	153,827	155,328	156,617	158,056	159,285	160,345	161,567	162,896	164,273	165,467	166,556

## VCF Program Statistics As of December 31, 2023

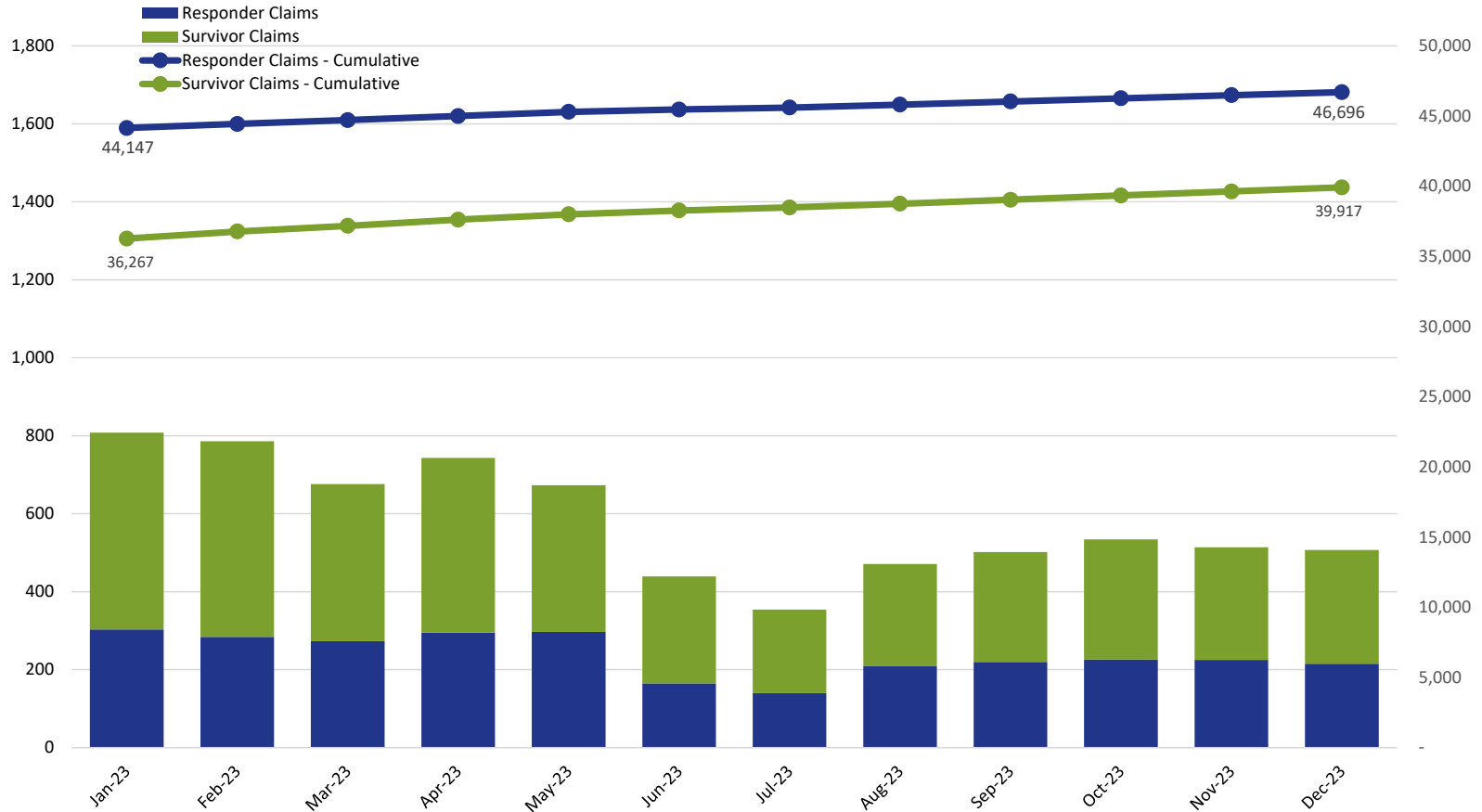
### Claims Submitted by Month: Personal Injury & Deceased



	2023	2023	2023	2023	2023	2023	2023	2023	2023	2023	2023	2023
	Jan	Feb	Mar	Apr	May	Jun	Jul	Aug	Sep	Oct	Nov	Dec
Personal Injury Claims	733	708	546	636	581	337	283	399	421	458	424	439
Deceased Claims	81	82	136	113	97	106	81	74	83	82	94	73
Unknown Claims	-	-	-	-	-	-	-	-	-	-	-	-
Claims - Cumulative	81,296	82,086	82,768	83,517	84,195	84,638	85,002	85,475	85,979	86,519	87,037	87,549

## VCF Program Statistics As of December 31, 2023

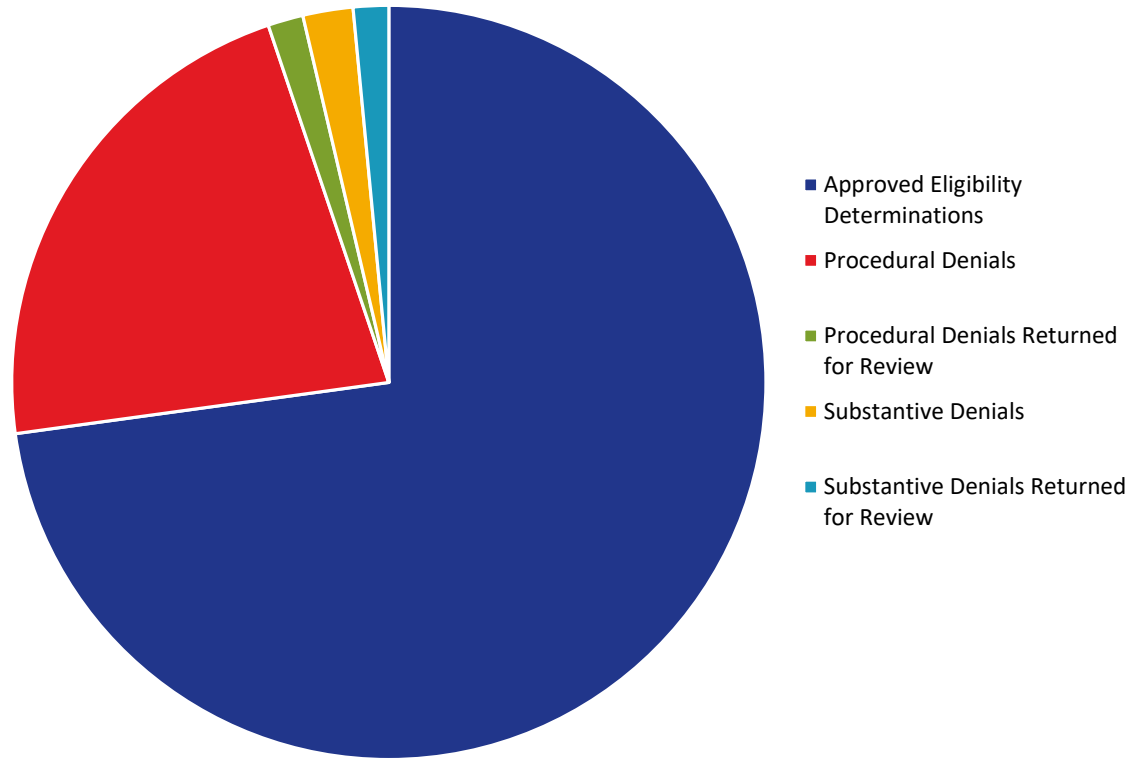
### Claims Submitted by Month: Responder & Survivor



	2023	2023	2023	2023	2023	2023	2023	2023	2023	2023	2023	2023
	Jan	Feb	Mar	Apr	May	Jun	Jul	Aug	Sep	Oct	Nov	Dec
Responder Claims	303	284	273	295	297	165	140	209	220	226	225	215
Survivor Claims	505	502	403	448	376	274	214	262	282	308	289	292
No Response Claims	6	4	6	6	5	4	10	2	2	6	4	5
Claims - Cumulative	81,296	82,086	82,768	83,517	84,195	84,638	85,002	85,475	85,979	86,519	87,037	87,549

## VCF Program Statistics As of December 31, 2023

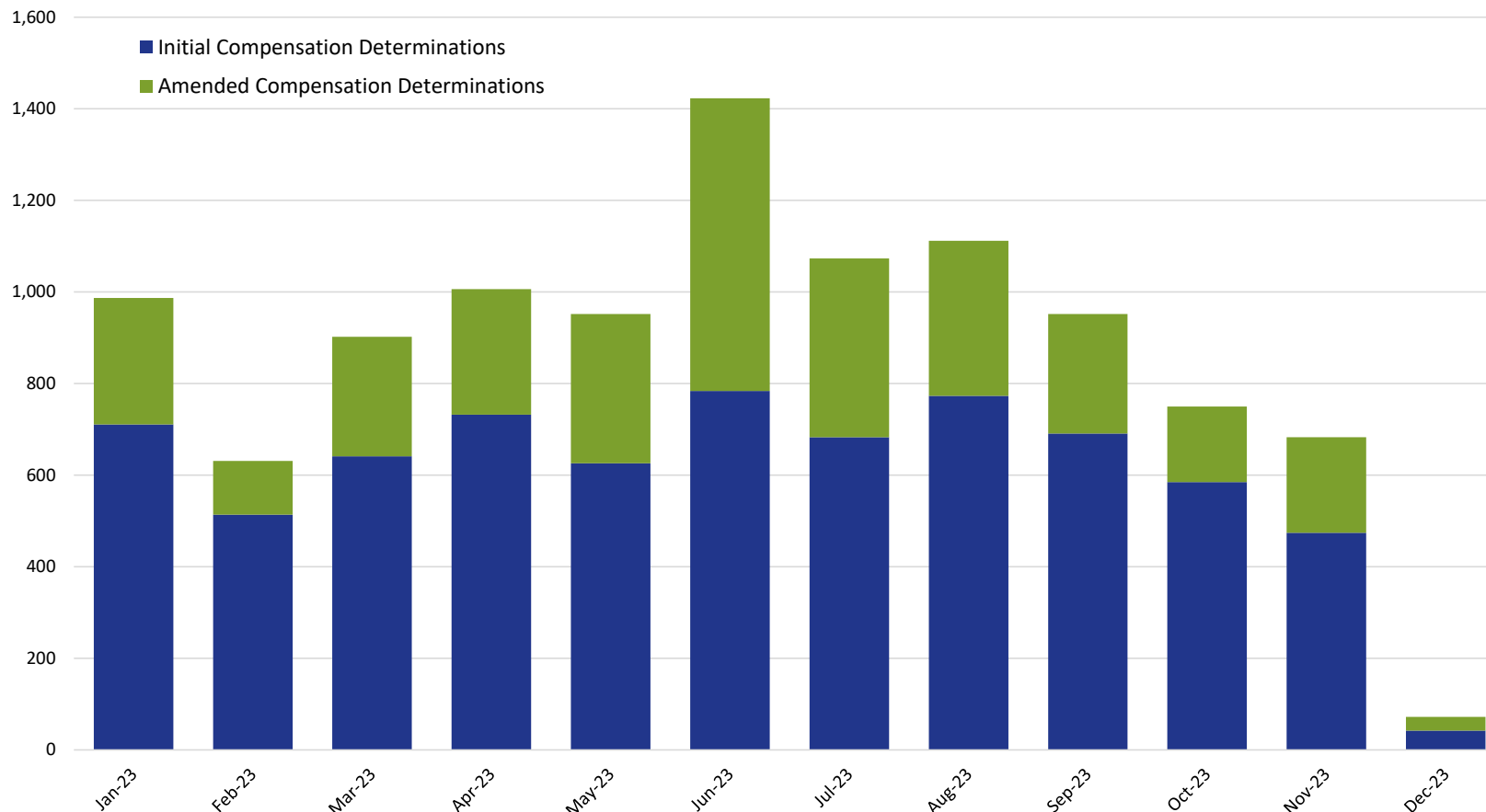
Eligibility



	2023	2023	2023	2023	2023	2023	2023	2023	2023	2023	2023	2023
	Jan	Feb	Mar	Apr	May	Jun	Jul	Aug	Sep	Oct	Nov	Dec
Approved Eligibility Determinations	51,183	51,736	52,368	53,075	53,696	54,517	55,208	56,063	56,839	57,435	58,220	58,753
Procedural Denials	9,655	9,727	10,266	10,897	11,911	13,766	14,393	15,918	16,009	16,869	17,517	17,740
Procedural Denials Returned for Review	242	245	270	296	395	625	748	1,037	1,045	1,134	1,201	1,222
Substantive Denials	1,395	1,415	1,450	1,471	1,504	1,528	1,564	1,591	1,599	1,642	1,668	1,734
Substantive Denials Returned for Review	416	456	543	594	671	763	837	924	955	1,103	1,192	1,224

## VCF Program Statistics As of December 31, 2023

### Compensation Determinations by Month: Initial & Amended

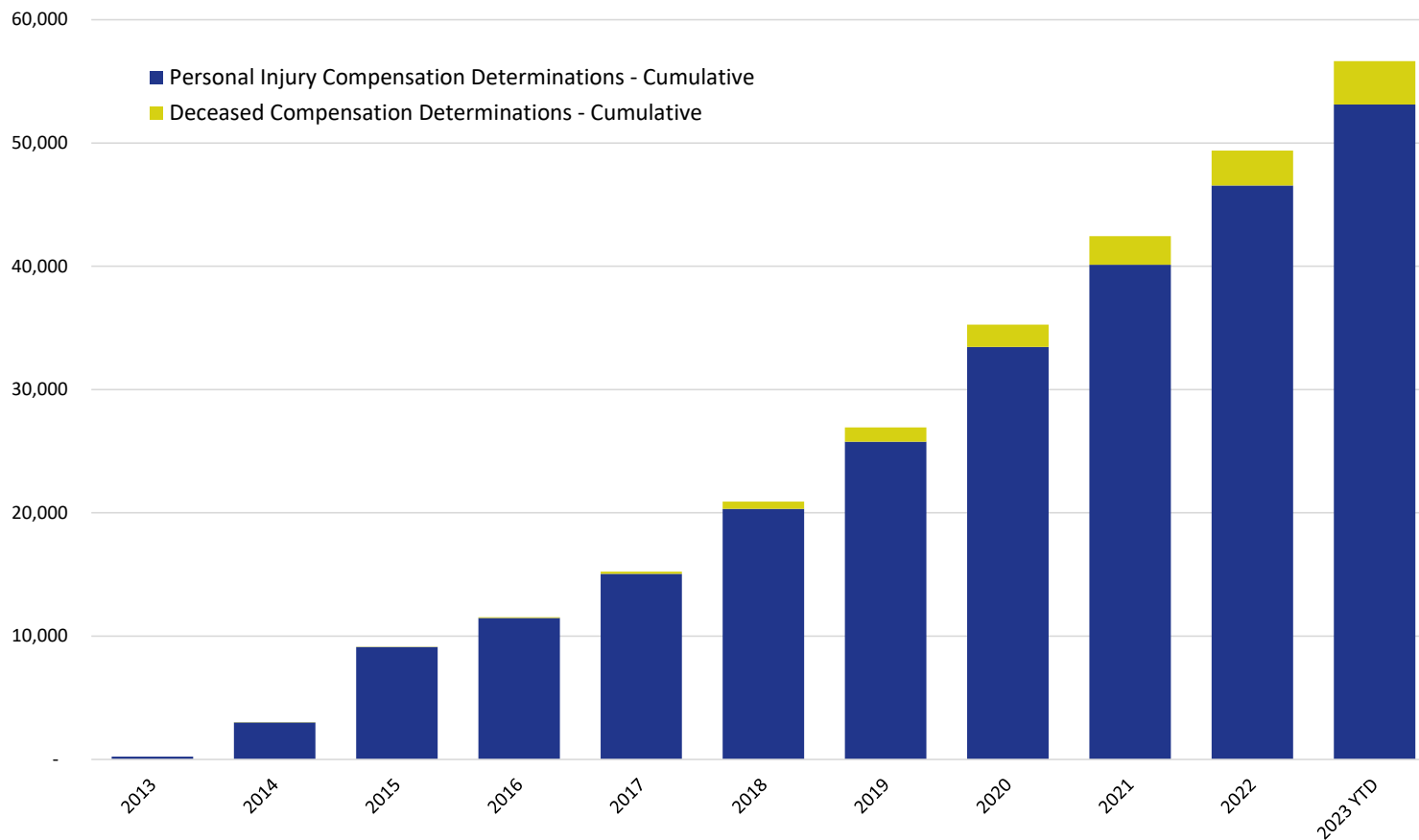


	2023	2023	2023	2023	2023	2023	2023	2023	2023	2023	2023	2023	2023
	Jan	Feb	Mar	Apr	May	Jun	Jul	Aug	Sep	Oct	Nov	Dec	
Initial Compensation Determinations	711	514	641	732	626	784	683	773	691	585	474	42	
Amended Compensation Determinations	276	117	261	274	326	639	390	339	261	165	209	30	

**NOTE:** This chart includes only those compensation determinations for which the claimant has been notified by the VCF in writing of the amount of their award. Once a claimant is notified, the determination is counted on this chart, but it is reflected in the month in which the award was finalized and deemed ready for final quality checks, not in the month in which the claimant was notified. The VCF process includes a series of quality checks that are completed before a claimant is notified. These quality checks may take several weeks or longer. This means that there are claims for which substantive review has been completed but they are not counted on this chart because the claimant has not yet been notified of the award. This also means that the monthly numbers shown here for prior months will change from one report to the next as claims completed in earlier months finish the quality check process and claimants are notified.

## VCF Program Statistics As of December 31, 2023

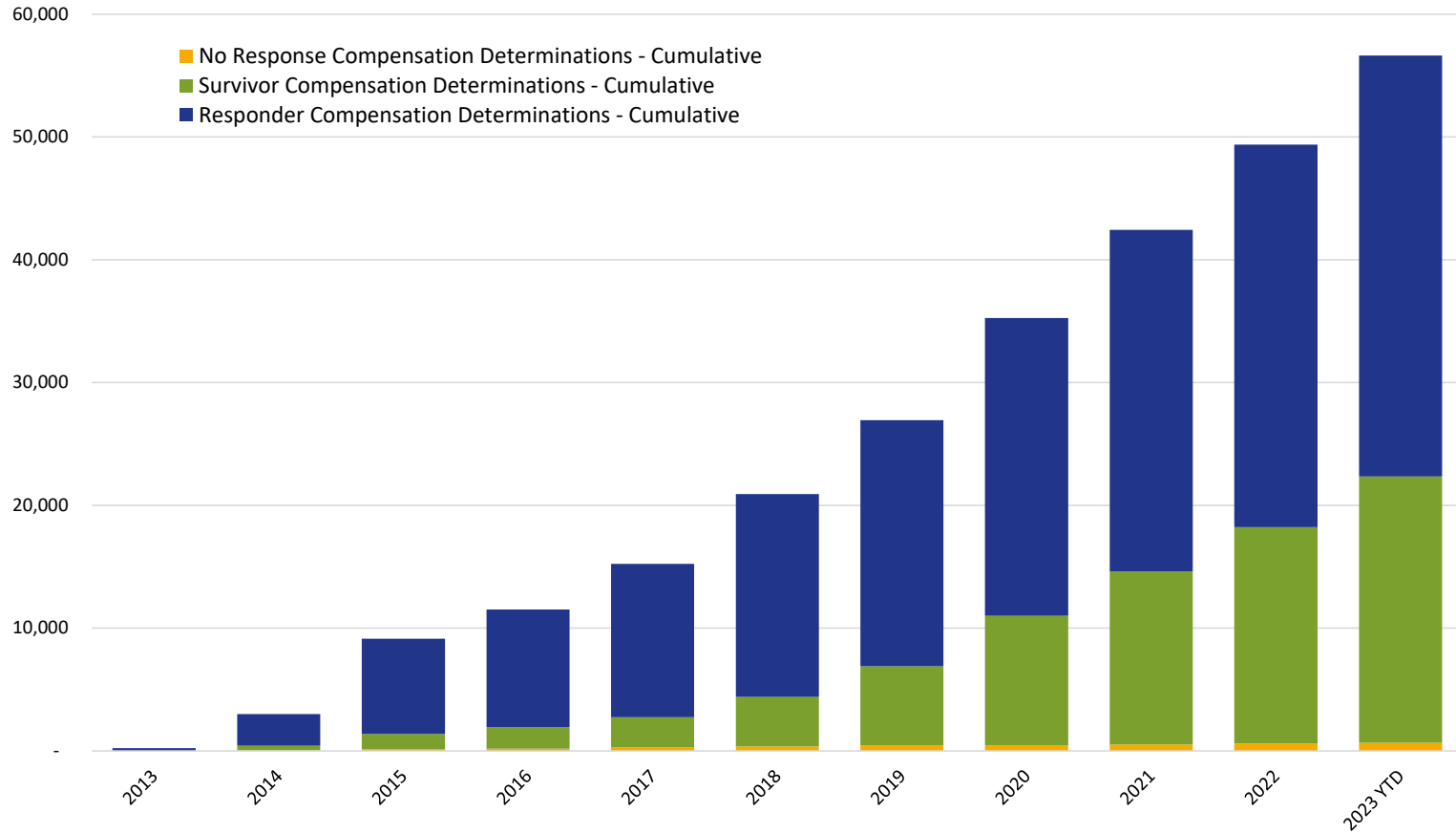
### Cumulative Claims with Compensation Determinations Personal Injury & Deceased



	2013	2014	2015	2016	2017	2018	2019	2020	2021	2022	2023 YTD
Personal Injury Compensation Determinations - Cumulative	225	2,998	9,110	11,472	15,056	20,316	25,771	33,451	40,126	46,559	53,119
Deceased Compensation Determinations - Cumulative	-	8	20	54	183	596	1,162	1,813	2,316	2,825	3,521

## VCF Program Statistics As of December 31, 2023

### Cumulative Claims with Compensation Determinations Responder & Survivor



	2013	2014	2015	2016	2017	2018	2019	2020	2021	2022	2023 YTD
Responder Compensation Determinations - Cumulative	218	2,579	7,738	9,594	12,490	16,511	20,031	24,268	27,826	31,170	34,293
Survivor Compensation Determinations - Cumulative	6	402	1,262	1,739	2,464	4,031	6,460	10,523	14,090	17,621	21,677
No Response Compensation Determinations - Cumulative	1	25	130	193	285	370	442	473	526	593	670