


**VCF Program Statistics  
As of August 31, 2023**

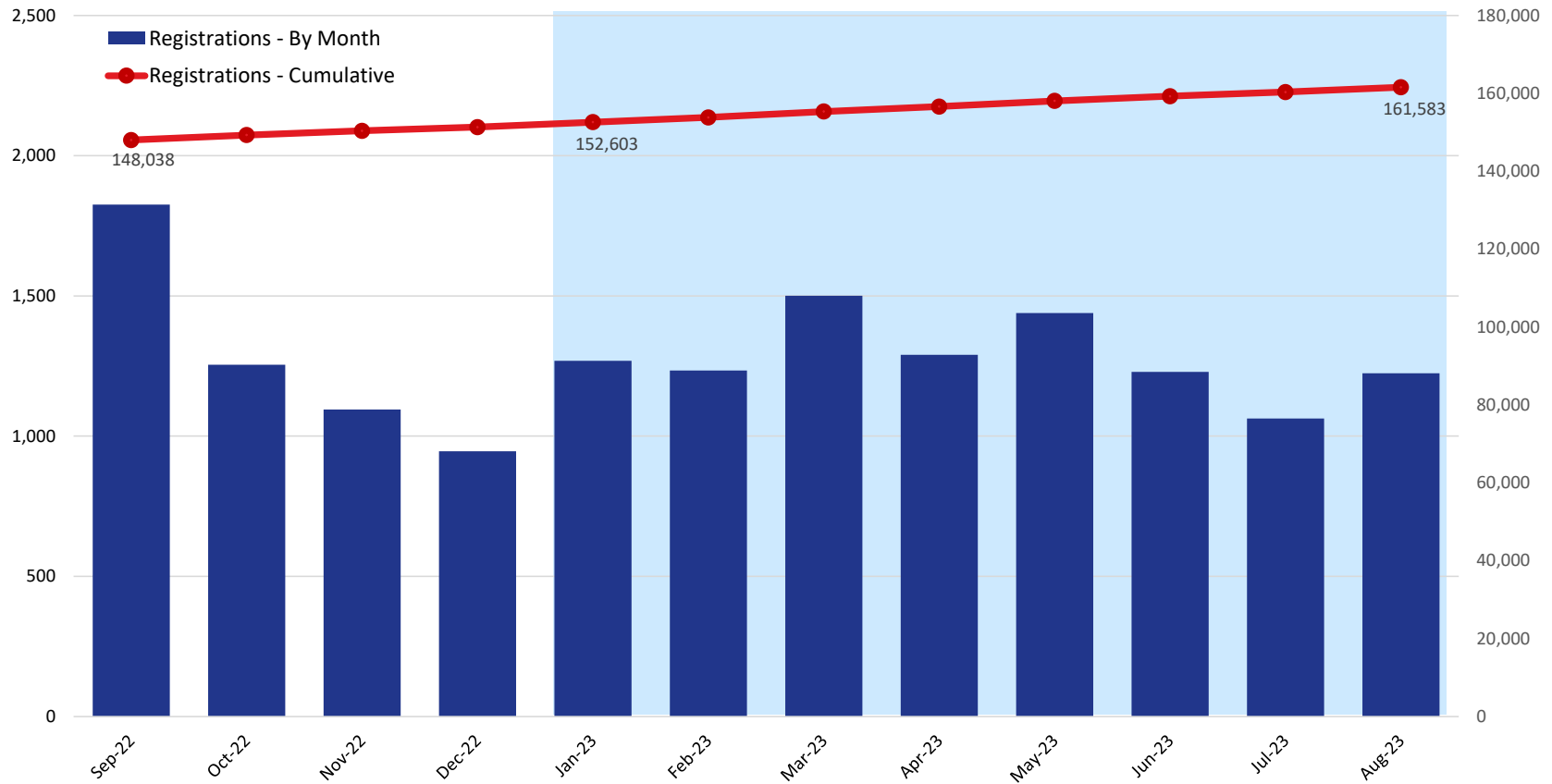
**VCF At-A-Glance**

**Claim Review Timeline\***



## VCF Program Statistics As of August 31, 2023

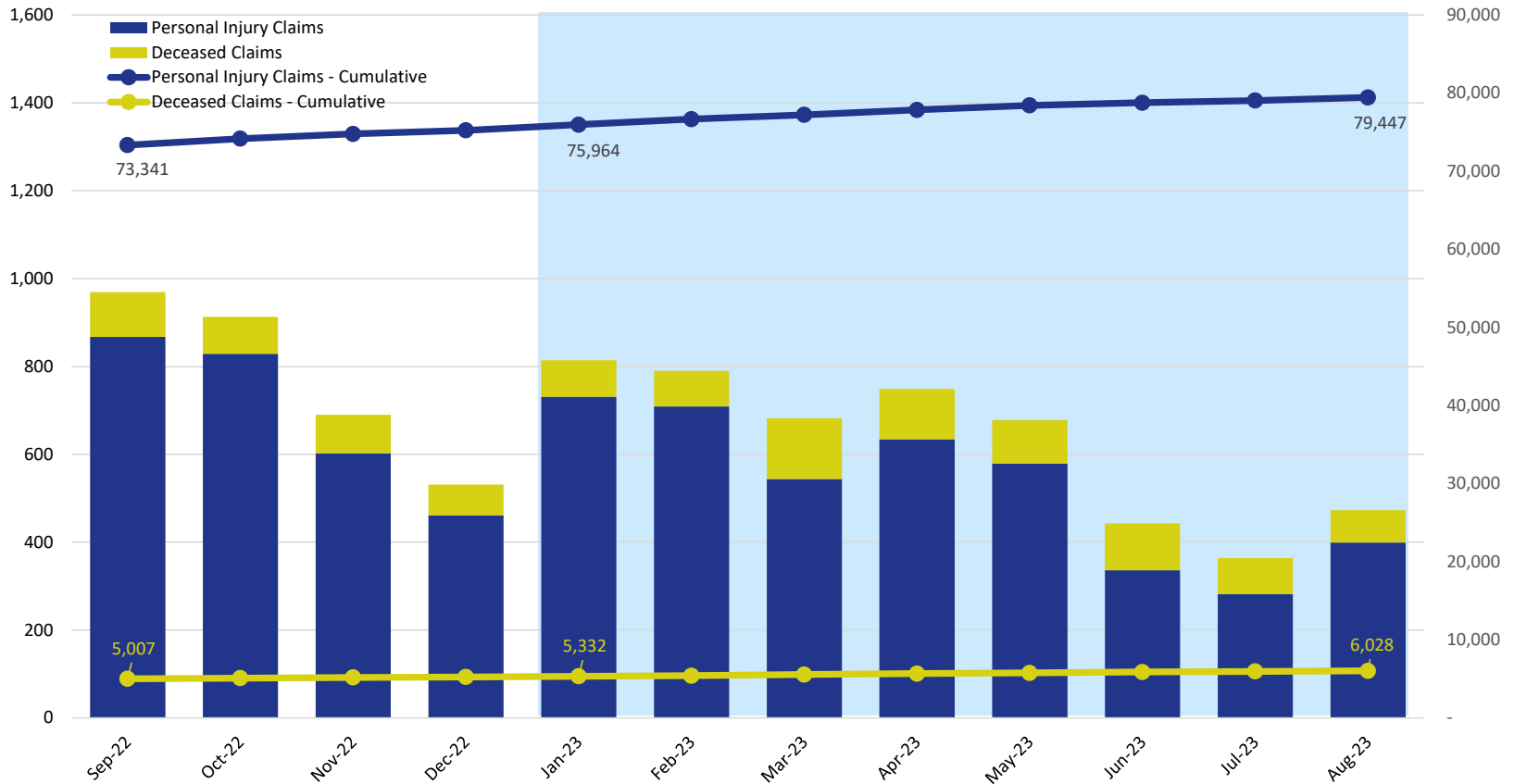
### Unique Registrations



	2022				2023							
	Sep	Oct	Nov	Dec	Jan	Feb	Mar	Apr	May	Jun	Jul	Aug
Registrations - By Month	1,826	1,255	1,095	946	1,269	1,234	1,501	1,290	1,439	1,229	1,063	1,224
Registrations - Cumulative	148,038	149,293	150,388	151,334	152,603	153,837	155,338	156,628	158,067	159,296	160,359	161,583

## VCF Program Statistics As of August 31, 2023

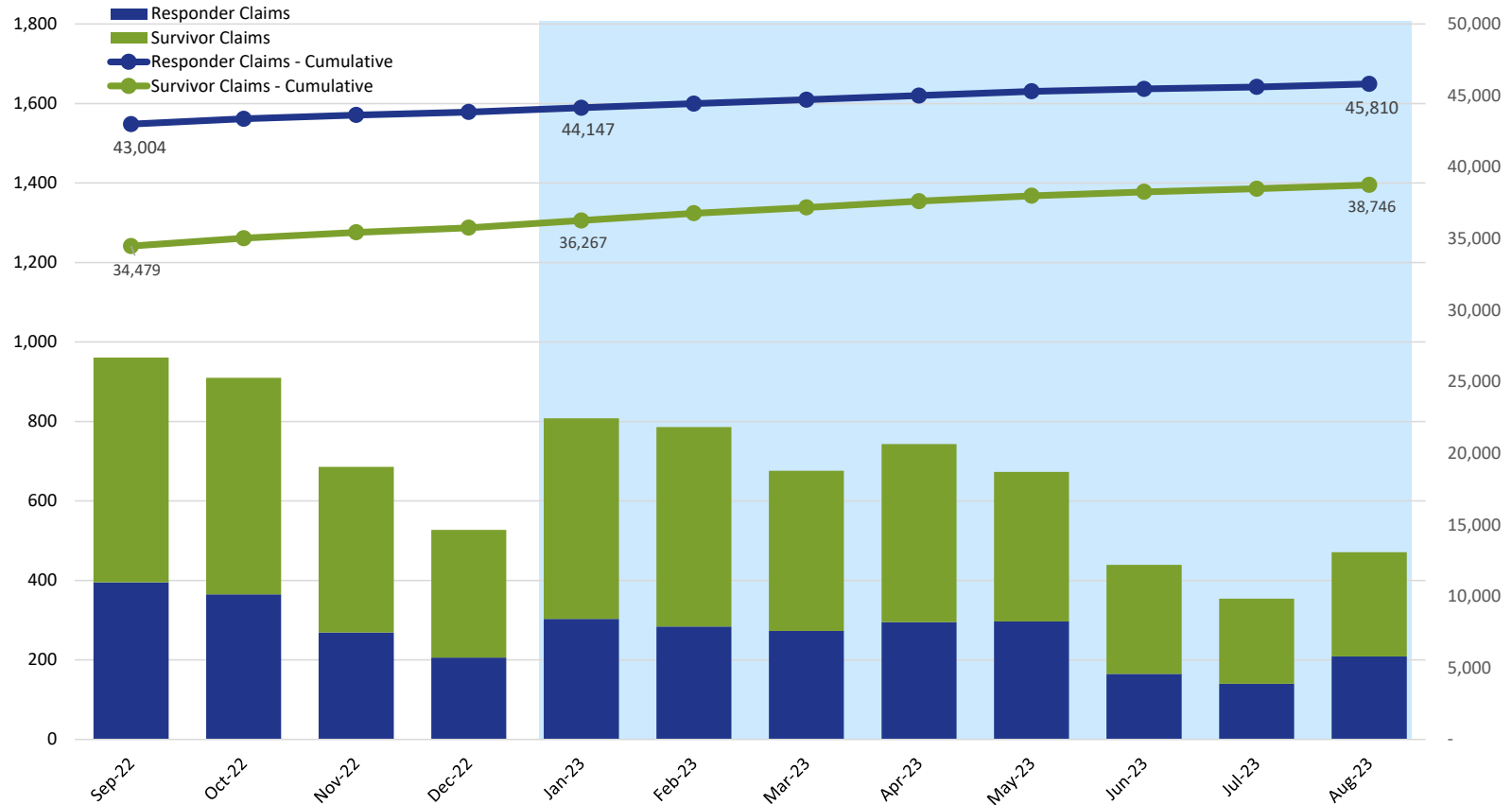
### Claims Submitted by Month: Personal Injury & Deceased



	2022				2023							
	Sep	Oct	Nov	Dec	Jan	Feb	Mar	Apr	May	Jun	Jul	Aug
Personal Injury Claims	867	829	602	461	731	709	544	634	579	336	282	399
Deceased Claims	102	84	88	70	83	81	138	115	99	107	82	74
Unknown Claims	-	-	-	-	-	-	-	-	-	-	-	-
Claims - Cumulative	78,348	79,261	79,951	80,482	81,296	82,086	82,768	83,517	84,195	84,638	85,002	85,475

## VCF Program Statistics As of August 31, 2023

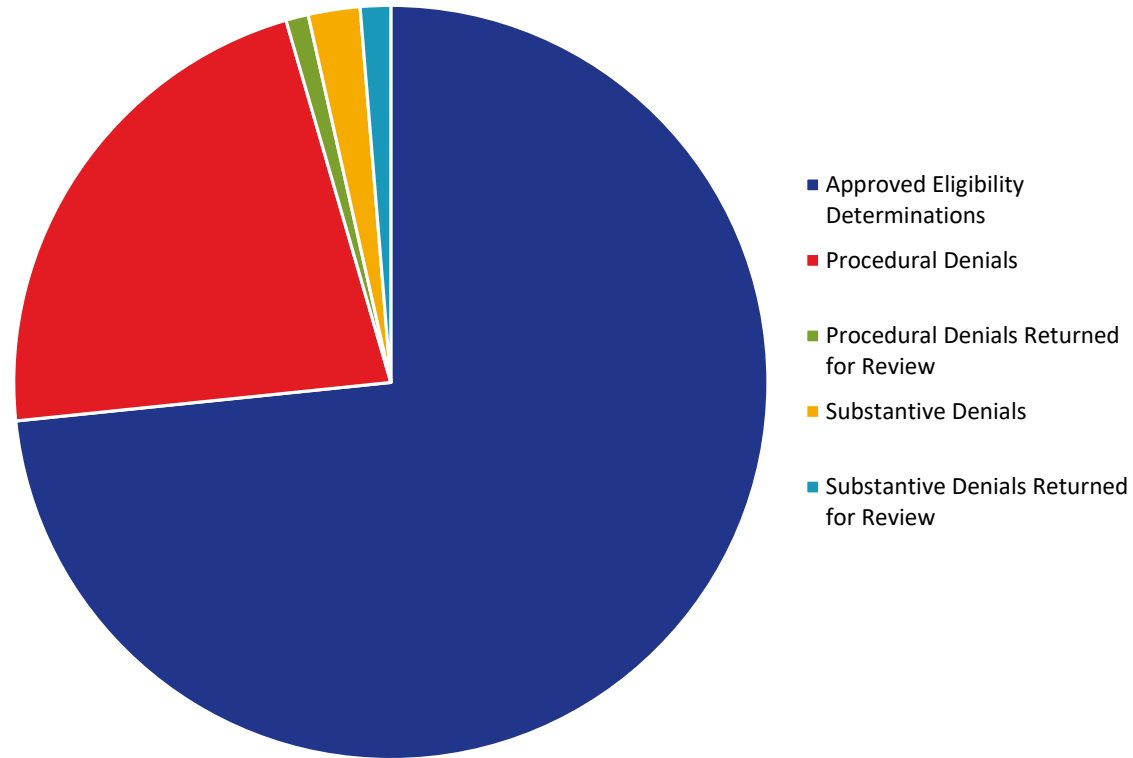
### Claims Submitted by Month: Responder & Survivor



	2022				2023							
	Sep	Oct	Nov	Dec	Jan	Feb	Mar	Apr	May	Jun	Jul	Aug
Responder Claims	395	365	269	206	303	284	273	295	297	165	140	209
Survivor Claims	566	545	417	321	505	502	403	448	376	274	214	262
No Response Claims	8	3	4	4	6	4	6	6	5	4	10	2
Claims - Cumulative	78,348	79,261	79,951	80,482	81,296	82,086	82,768	83,517	84,195	84,638	85,002	85,475

## VCF Program Statistics As of August 31, 2023

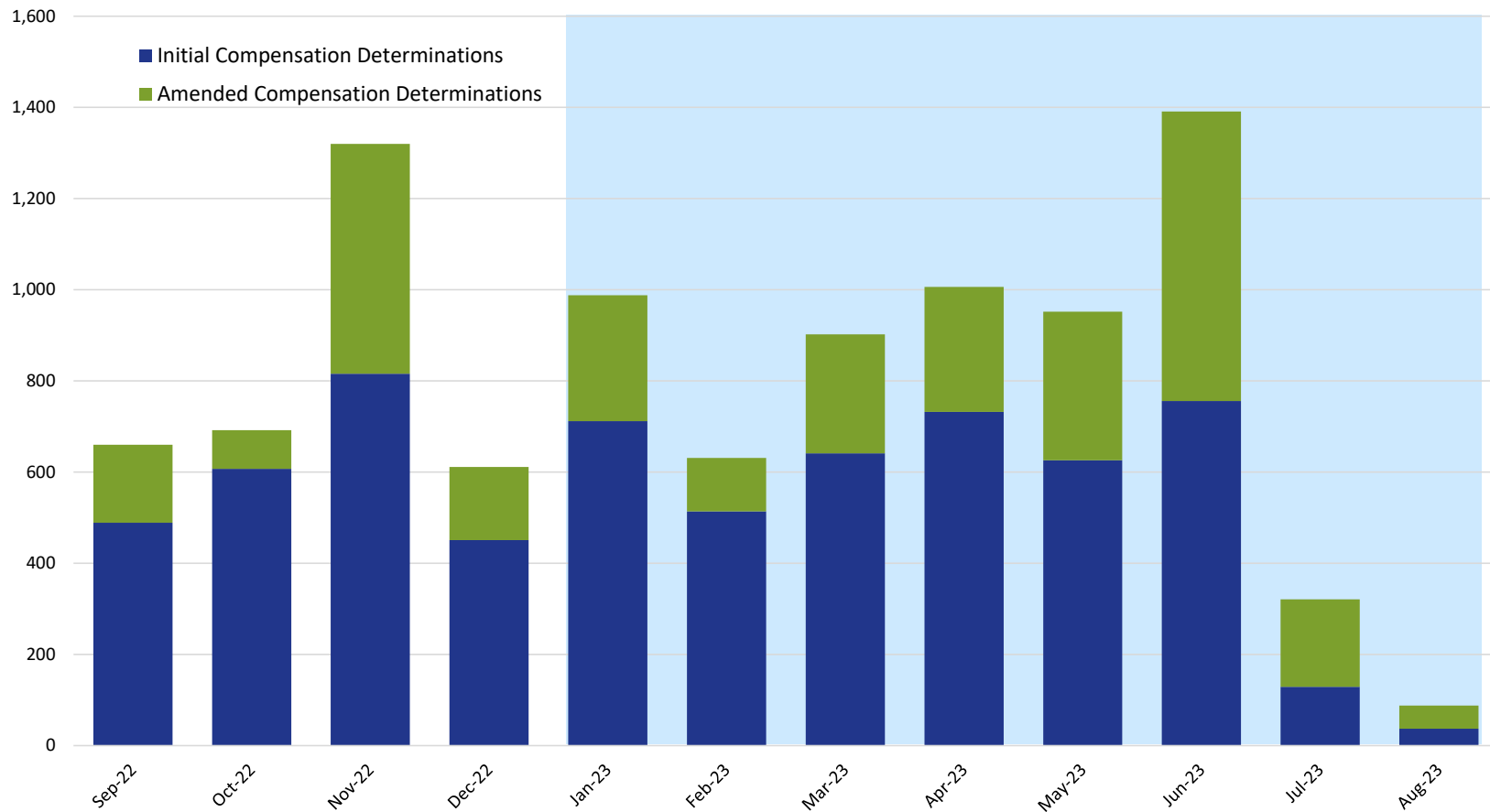
Eligibility



	2022				2023							
	Sep	Oct	Nov	Dec	Jan	Feb	Mar	Apr	May	Jun	Jul	Aug
Approved Eligibility Determinations	48,594	49,250	50,060	50,467	51,184	51,737	52,369	53,076	53,697	54,518	55,209	56,064
Procedural Denials	7,992	8,386	8,966	9,453	9,858	9,938	10,511	11,166	12,307	14,421	15,144	16,920
Procedural Denials Returned for Review	197	203	222	245	264	266	287	304	418	637	682	737
Substantive Denials	1,331	1,361	1,390	1,401	1,423	1,445	1,478	1,501	1,536	1,563	1,599	1,696
Substantive Denials Returned for Review	352	383	411	435	480	522	621	678	771	873	954	995

## VCF Program Statistics As of August 31, 2023

### Compensation Determinations by Month: Initial & Amended

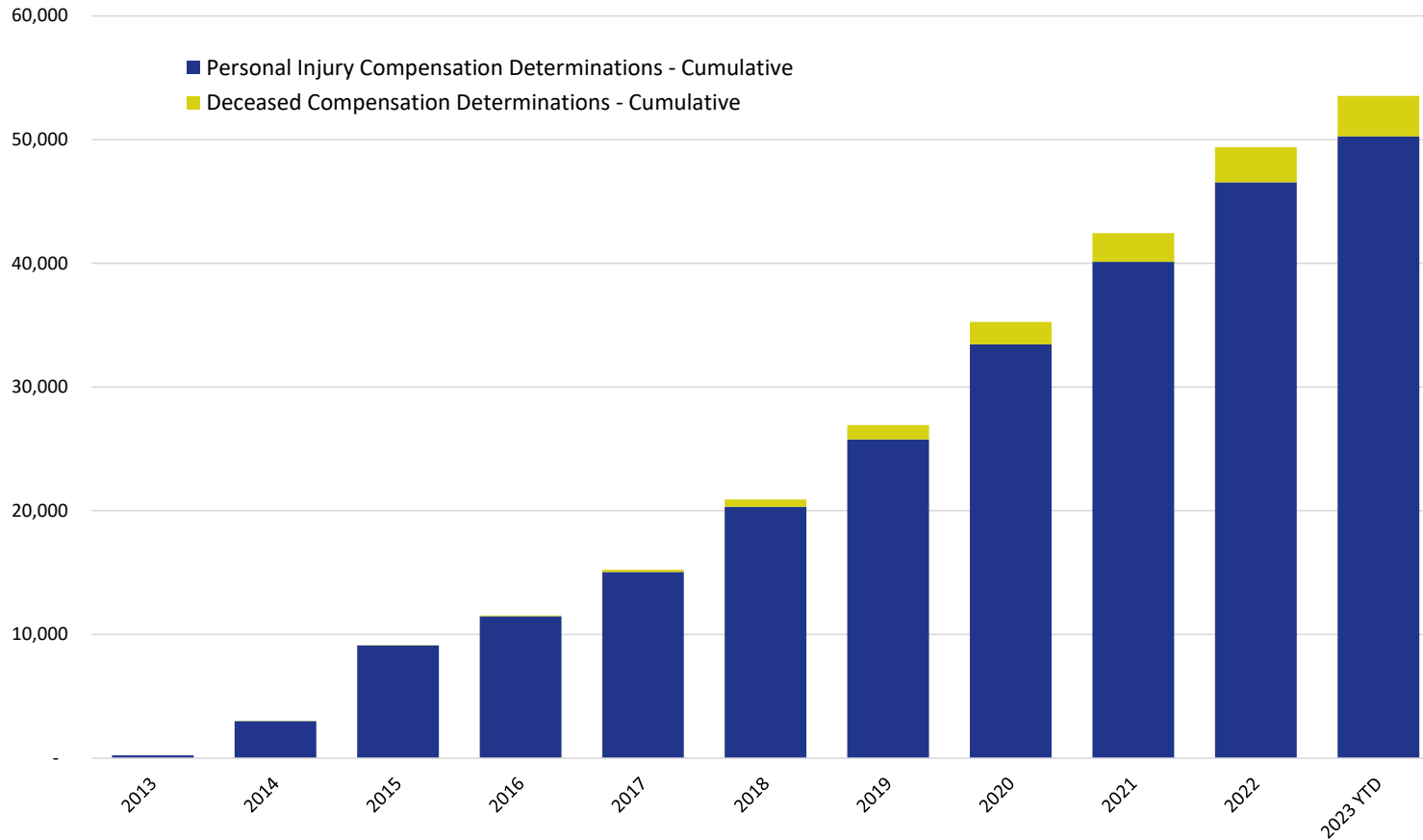


	2022				2023							
	Sep	Oct	Nov	Dec	Jan	Feb	Mar	Apr	May	Jun	Jul	Aug
Initial Compensation Determinations	489	607	816	451	712	514	641	732	626	756	129	37
Amended Compensation Determinations	171	85	504	160	276	117	261	274	326	635	192	51

**NOTE:** This chart includes only those compensation determinations for which the claimant has been notified by the VCF in writing of the amount of their award. Once a claimant is notified, the determination is counted on this chart, but it is reflected in the month in which the award was finalized and deemed ready for final quality checks, not in the month in which the claimant was notified. The VCF process includes a series of quality checks that are completed before a claimant is notified. These quality checks may take several weeks or longer. This means that there are claims for which substantive review has been completed but they are not counted on this chart because the claimant has not yet been notified of the award. This also means that the monthly numbers shown here for prior months will change from one report to the next as claims completed in earlier months finish the quality check process and claimants are notified.

## VCF Program Statistics As of August 31, 2023

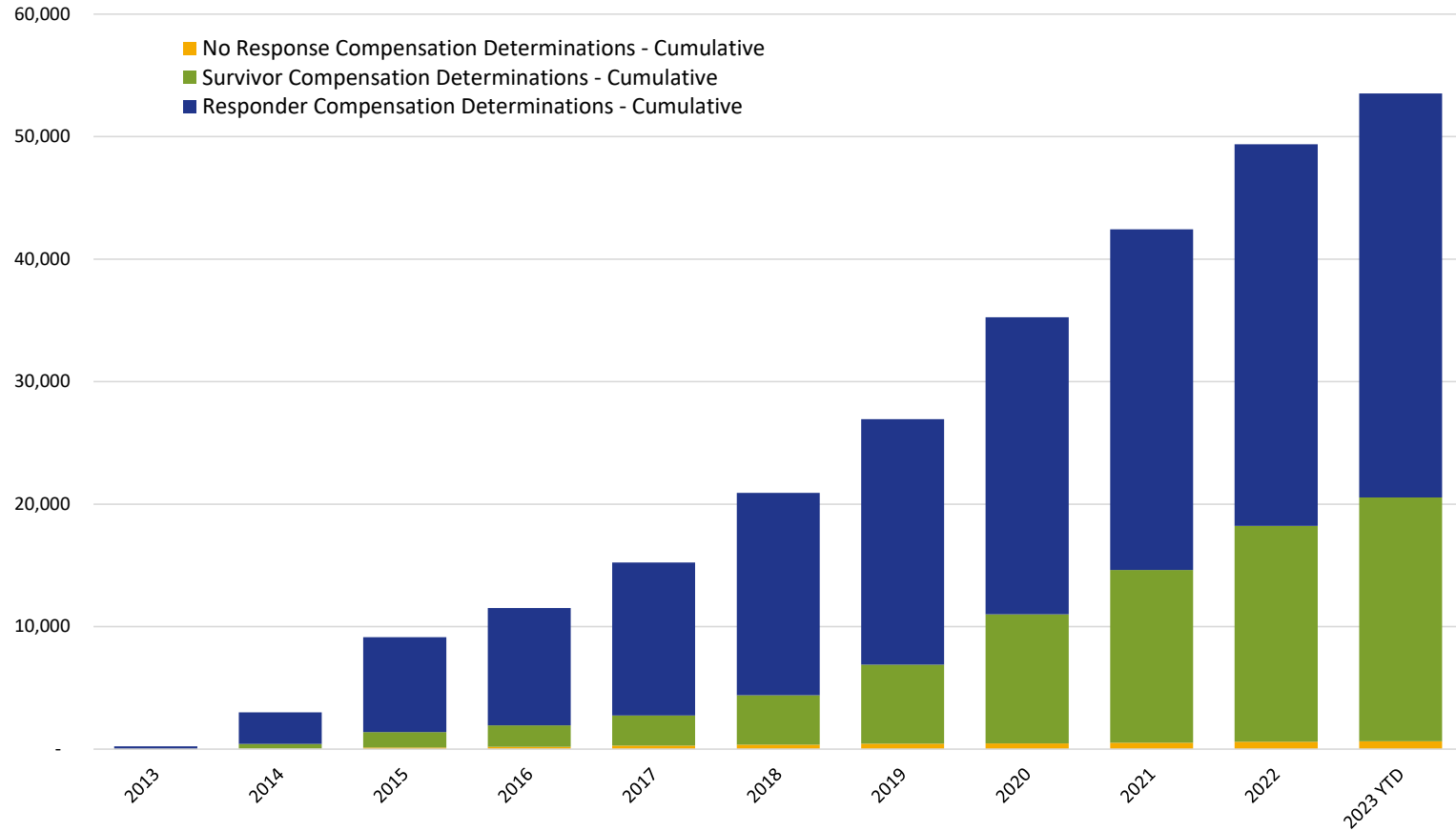
### Cumulative Claims with Compensation Determinations Personal Injury & Deceased



	2013	2014	2015	2016	2017	2018	2019	2020	2021	2022	2023 YTD
Personal Injury Compensation Determinations - Cumulative	225	2,998	9,110	11,472	15,056	20,317	25,772	33,452	40,126	46,559	50,273
Deceased Compensation Determinations - Cumulative	-	8	20	54	183	595	1,161	1,812	2,316	2,825	3,258

## VCF Program Statistics As of August 31, 2023

### Cumulative Claims with Compensation Determinations Responder & Survivor



	2013	2014	2015	2016	2017	2018	2019	2020	2021	2022	2023 YTD
Responder Compensation Determinations - Cumulative	218	2,579	7,738	9,594	12,490	16,511	20,031	24,268	27,826	31,170	32,991
Survivor Compensation Determinations - Cumulative	6	402	1,262	1,739	2,464	4,031	6,460	10,523	14,090	17,621	19,905
No Response Compensation Determinations - Cumulative	1	25	130	193	285	370	442	473	526	593	635