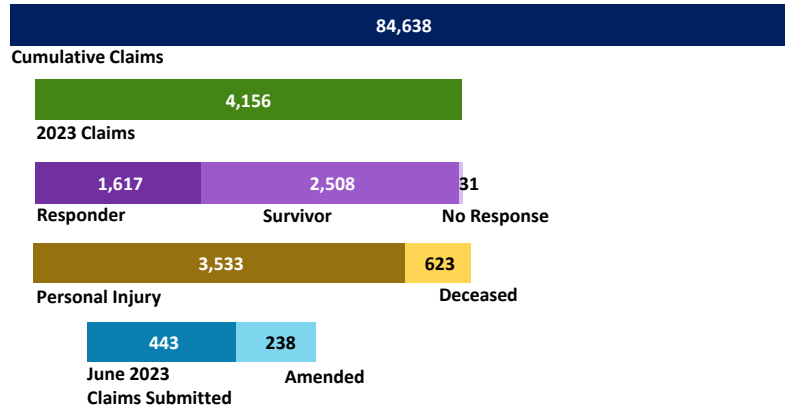


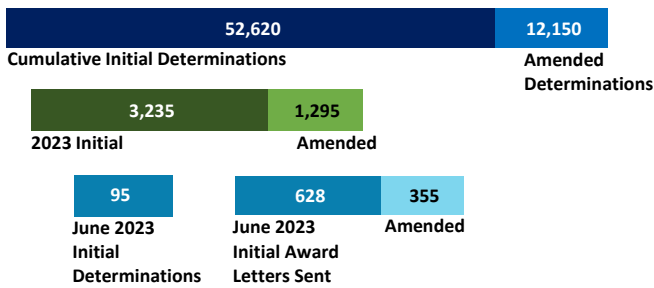
# VCF Program Statistics As of June 30, 2023

## VCF At-A-Glance


### CLAIMS SUBMITTED



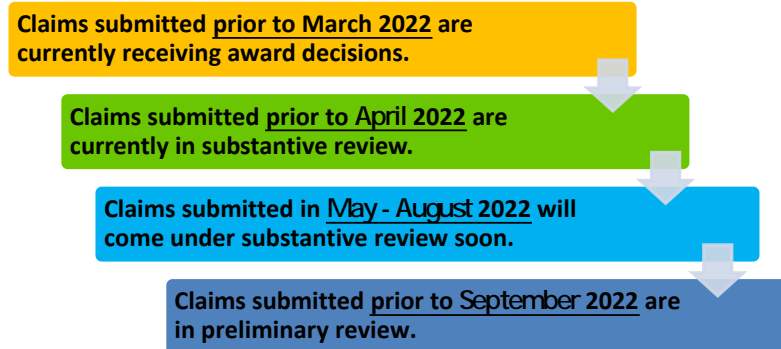
### DETERMINATIONS RENDERED



### DOLLARS AWARDED



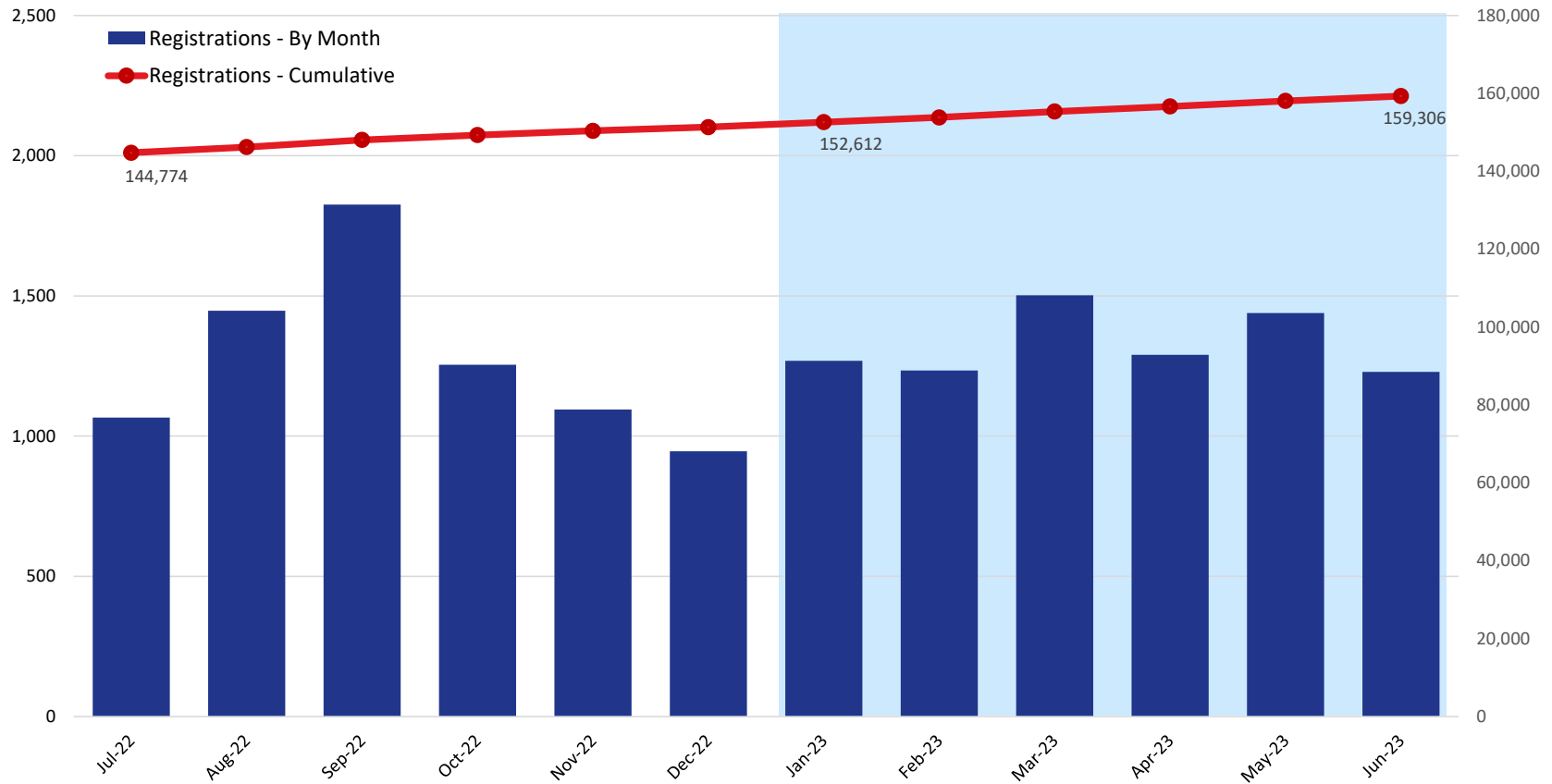
## Claim Review Timeline\*



\* This timeline applies only to claims that are submitted in good order, meaning they have the required documents the VCF needs in order to determine the claimant's eligibility and calculate the award. Claims that are made inactive or placed on hold because they were not submitted with the required documents take significantly longer to review and are not reflected in this timeline.

## VCF Program Statistics As of June 30, 2023

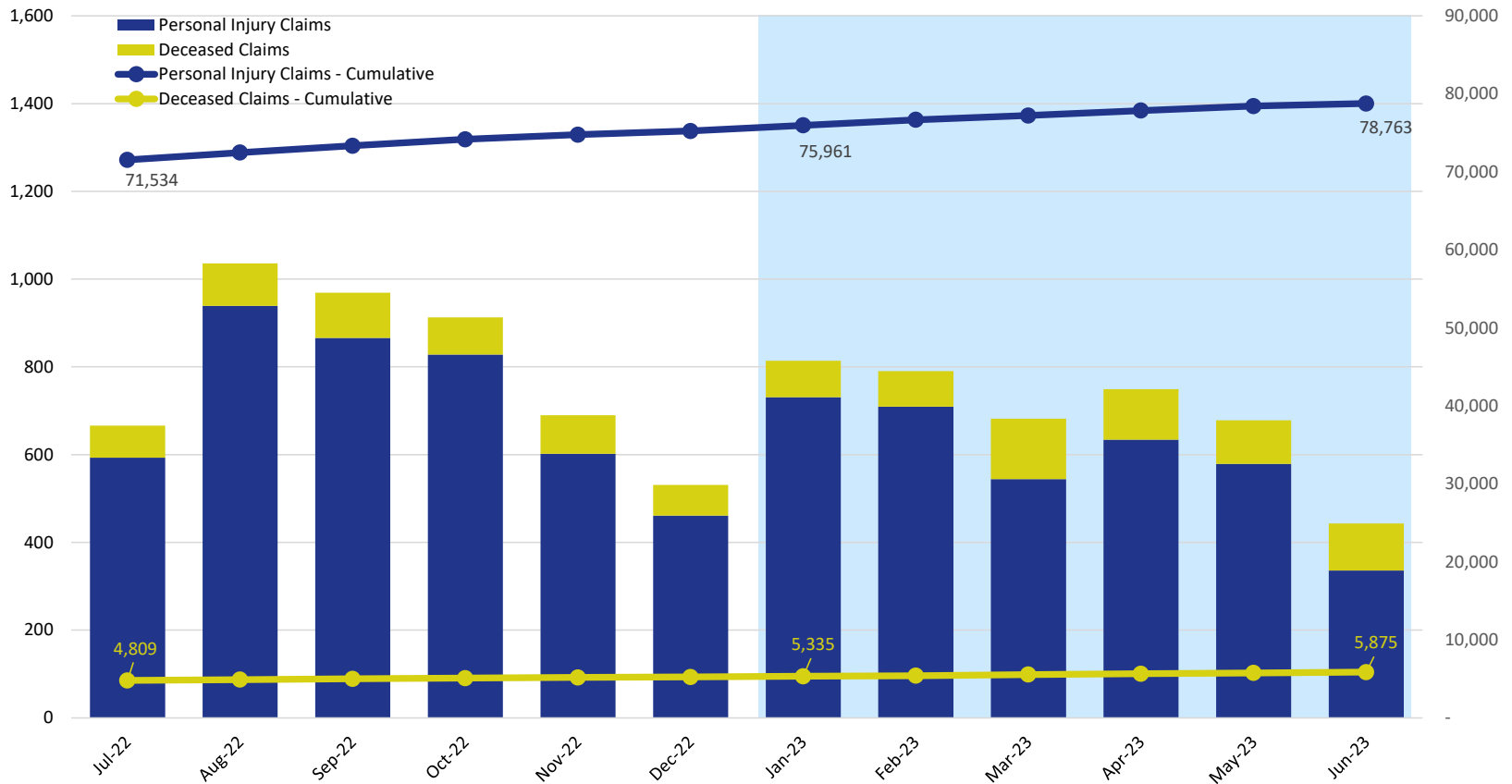
### Unique Registrations



	2022						2023					
	Jul	Aug	Sep	Oct	Nov	Dec	Jan	Feb	Mar	Apr	May	Jun
Registrations - By Month	1,066	1,447	1,826	1,255	1,095	946	1,269	1,234	1,502	1,290	1,439	1,229
Registrations - Cumulative	144,774	146,221	148,047	149,302	150,397	151,343	152,612	153,846	155,348	156,638	158,077	159,306

## VCF Program Statistics As of June 30, 2023

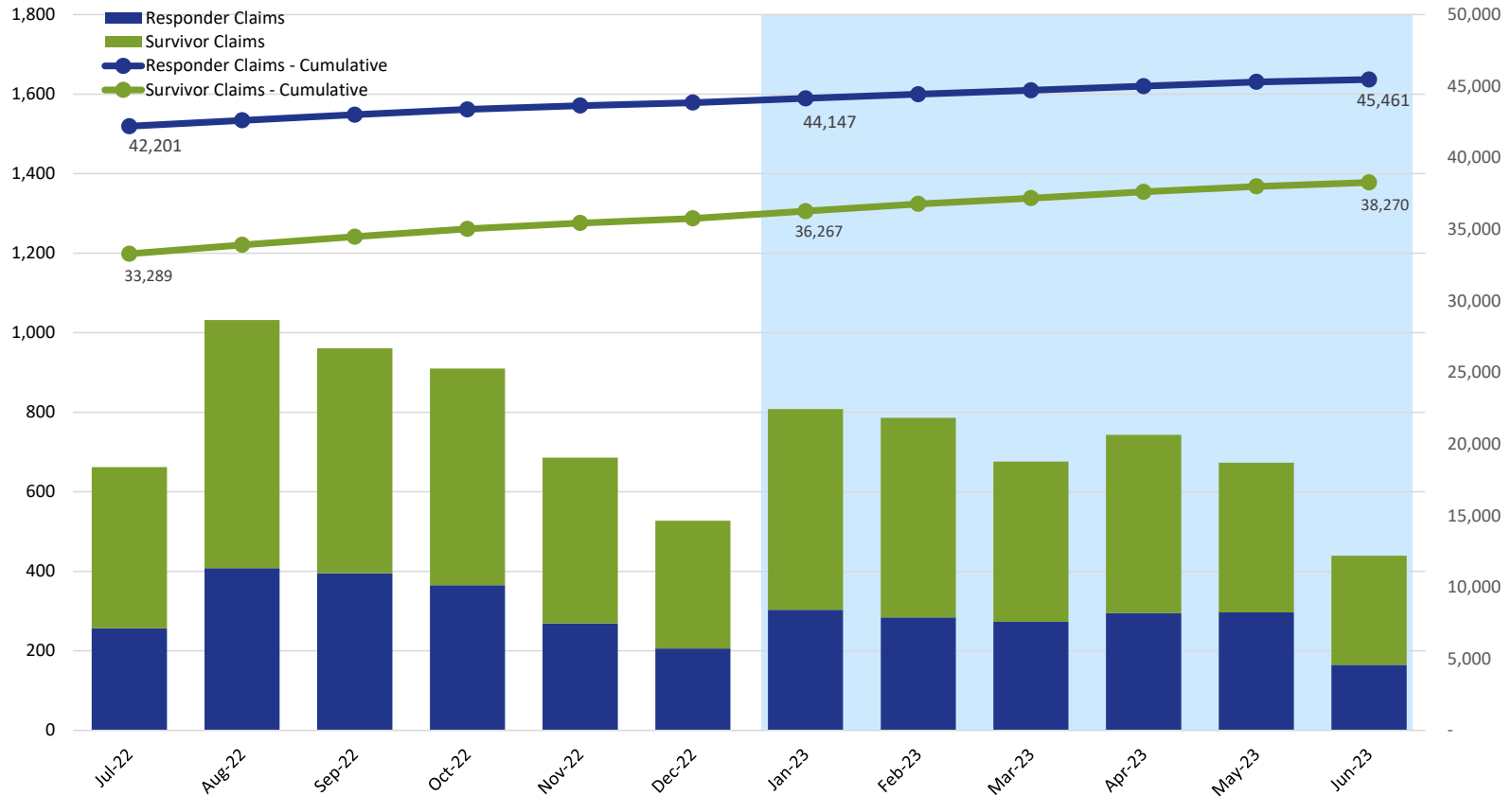
### Claims Submitted by Month: Personal Injury & Deceased



	2022						2023					
	Jul	Aug	Sep	Oct	Nov	Dec	Jan	Feb	Mar	Apr	May	Jun
Personal Injury Claims	593	939	866	828	602	461	731	709	544	634	579	336
Deceased Claims	73	97	103	85	88	70	83	81	138	115	99	107
Unknown Claims	-	-	-	-	-	-	-	-	-	-	-	-
Claims - Cumulative	76,343	77,379	78,348	79,261	79,951	80,482	81,296	82,086	82,768	83,517	84,195	84,638

## VCF Program Statistics As of June 30, 2023

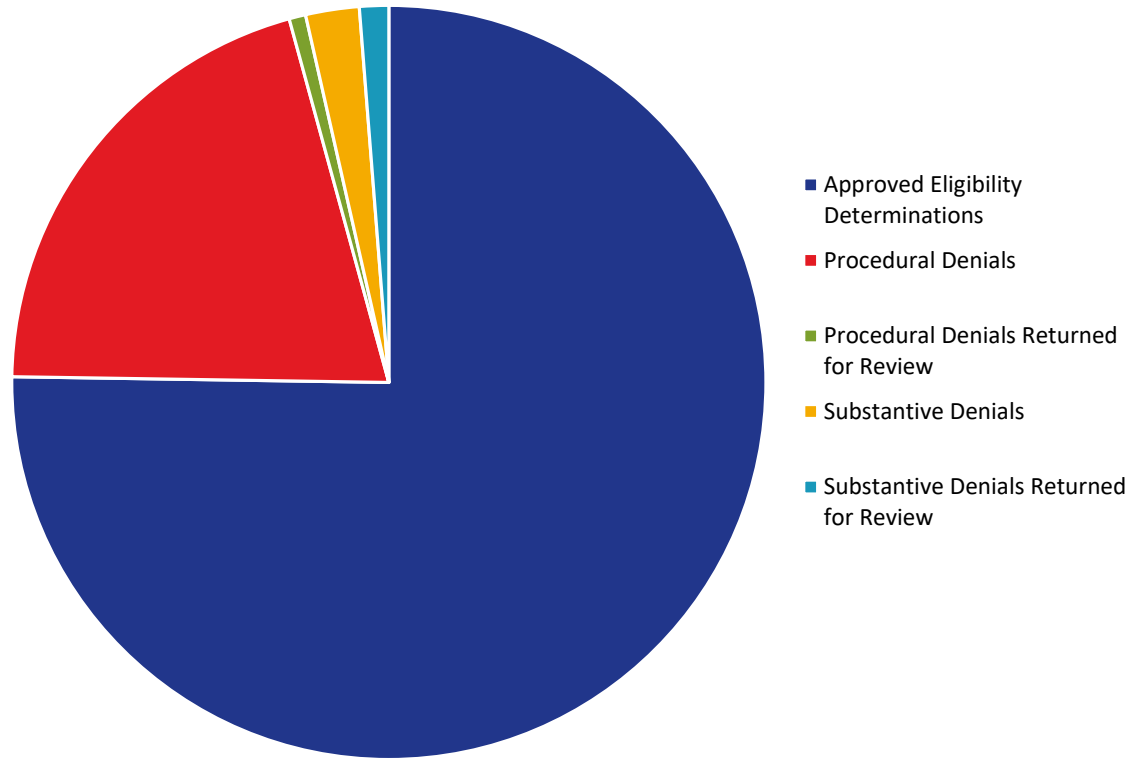
### Claims Submitted by Month: Responder & Survivor



	2022						2023					
	Jul	Aug	Sep	Oct	Nov	Dec	Jan	Feb	Mar	Apr	May	Jun
Responder Claims	257	408	395	365	269	206	303	284	273	295	297	165
Survivor Claims	405	624	566	545	417	321	505	502	403	448	376	274
No Response Claims	4	4	8	3	4	4	6	4	6	6	5	4
Claims - Cumulative	76,343	77,379	78,348	79,261	79,951	80,482	81,296	82,086	82,768	83,517	84,195	84,638

## VCF Program Statistics As of June 30, 2023

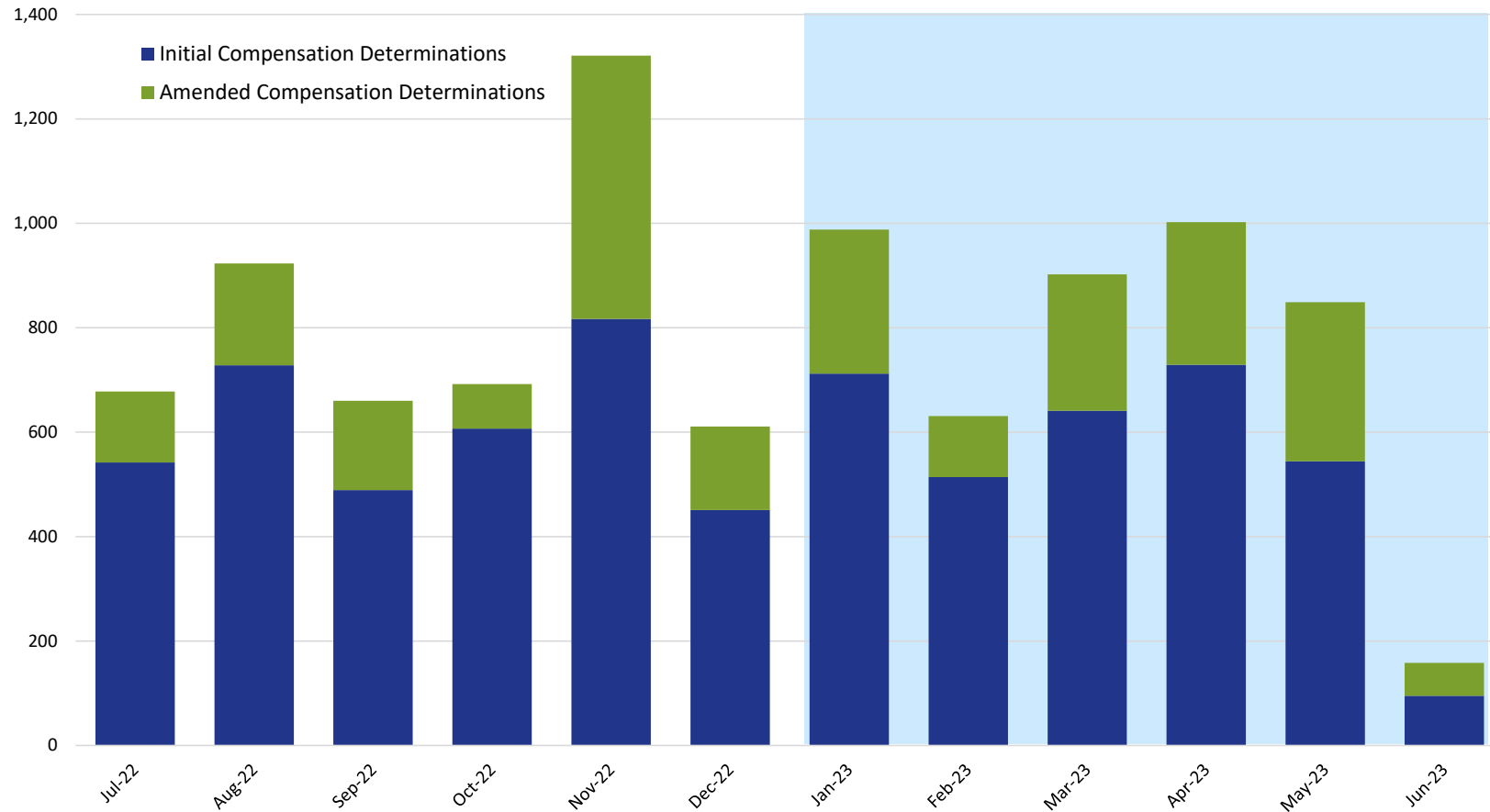
### Eligibility



	2022						2023					
	Jul	Aug	Sep	Oct	Nov	Dec	Jan	Feb	Mar	Apr	May	Jun
Approved Eligibility Determinations	47,260	48,045	48,594	49,250	50,061	50,468	51,185	51,738	52,370	53,077	53,698	54,520
Procedural Denials	7,994	8,018	8,091	8,489	9,080	9,586	10,005	10,088	10,679	11,345	12,567	14,853
Procedural Denials Returned for Review	221	222	225	233	256	298	325	331	353	368	439	515
Substantive Denials	1,306	1,324	1,335	1,365	1,395	1,407	1,428	1,452	1,486	1,511	1,553	1,664
Substantive Denials Returned for Review	362	396	416	452	483	509	562	606	720	784	879	907

## VCF Program Statistics As of June 30, 2023

### Compensation Determinations by Month: Initial & Amended

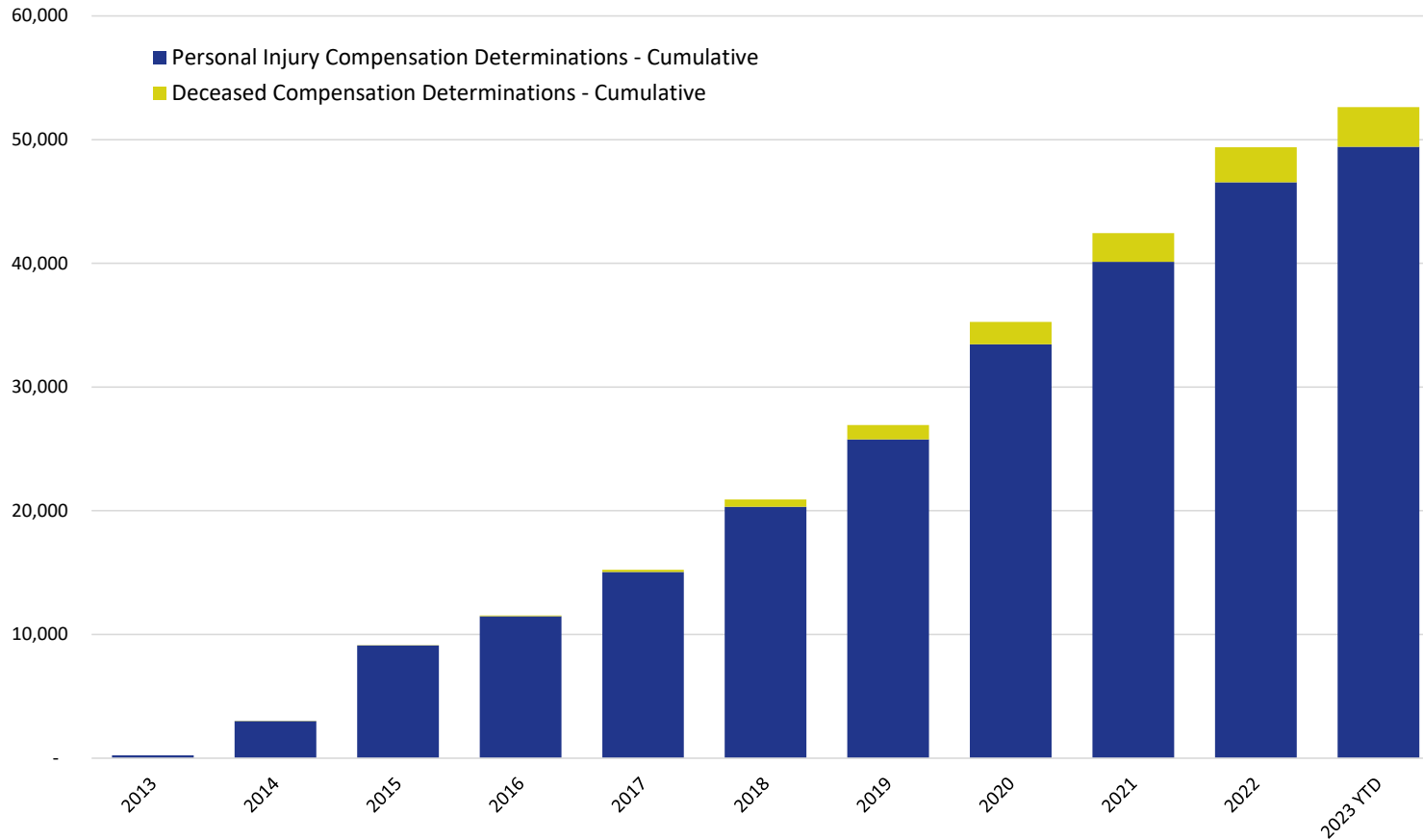


	2022						2023					
	Jul	Aug	Sep	Oct	Nov	Dec	Jan	Feb	Mar	Apr	May	Jun
Initial Compensation Determinations	542	728	489	607	817	451	712	514	641	729	544	95
Amended Compensation Determinations	136	195	171	85	504	160	276	117	261	273	305	63

**NOTE:** This chart includes only those compensation determinations for which the claimant has been notified by the VCF in writing of the amount of their award. Once a claimant is notified, the determination is counted on this chart, but it is reflected in the month in which the award was finalized and deemed ready for final quality checks, not in the month in which the claimant was notified. The VCF process includes a series of quality checks that are completed before a claimant is notified. These quality checks may take several weeks or longer. This means that there are claims for which substantive review has been completed but they are not counted on this chart because the claimant has not yet been notified of the award. This also means that the monthly numbers shown here for prior months will change from one report to the next as claims completed in earlier months finish the quality check process and claimants are notified.

## VCF Program Statistics As of June 30, 2023

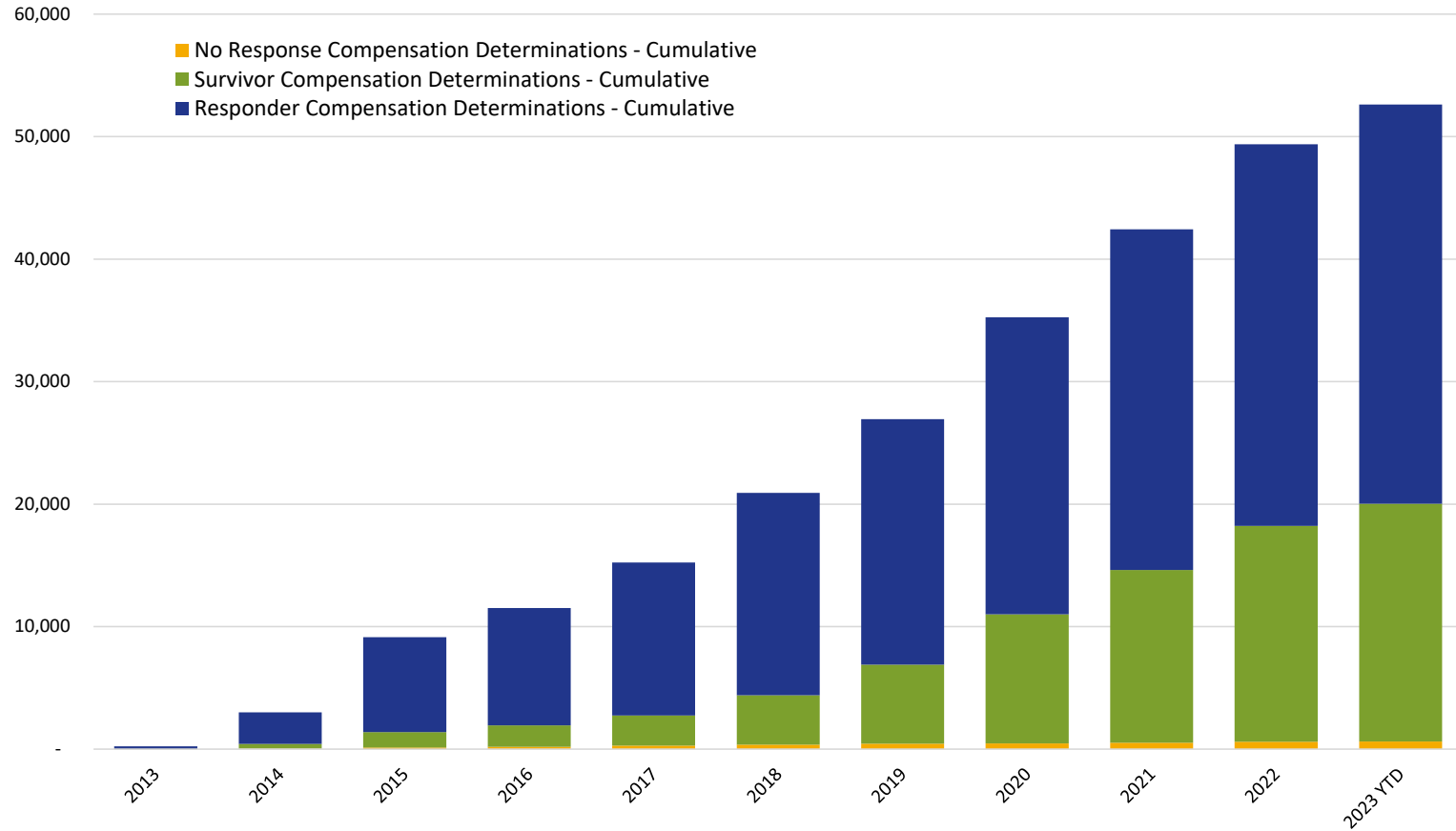
### Cumulative Claims with Compensation Determinations Personal Injury & Deceased



	2013	2014	2015	2016	2017	2018	2019	2020	2021	2022	2023 YTD
Personal Injury Compensation Determinations - Cumulative	225	2,998	9,110	11,472	15,056	20,317	25,772	33,452	40,126	46,560	49,423
Deceased Compensation Determinations - Cumulative	-	8	20	54	183	595	1,161	1,812	2,316	2,825	3,197

## VCF Program Statistics As of June 30, 2023

### Cumulative Claims with Compensation Determinations Responder & Survivor



	2013	2014	2015	2016	2017	2018	2019	2020	2021	2022	2023 YTD
Responder Compensation Determinations - Cumulative	218	2,579	7,738	9,594	12,490	16,511	20,031	24,268	27,826	31,170	32,593
Survivor Compensation Determinations - Cumulative	6	402	1,262	1,739	2,464	4,031	6,460	10,523	14,090	17,622	19,404
No Response Compensation Determinations - Cumulative	1	25	130	193	285	370	442	473	526	593	623