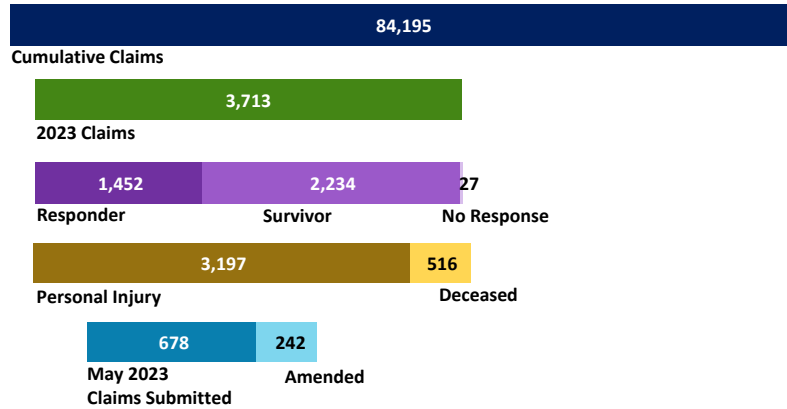


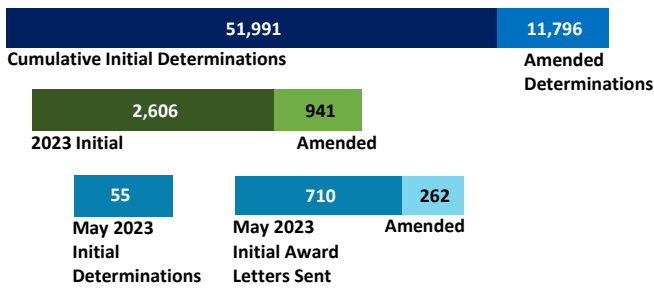
# VCF Program Statistics As of May 31, 2023

## VCF At-A-Glance


### CLAIMS SUBMITTED



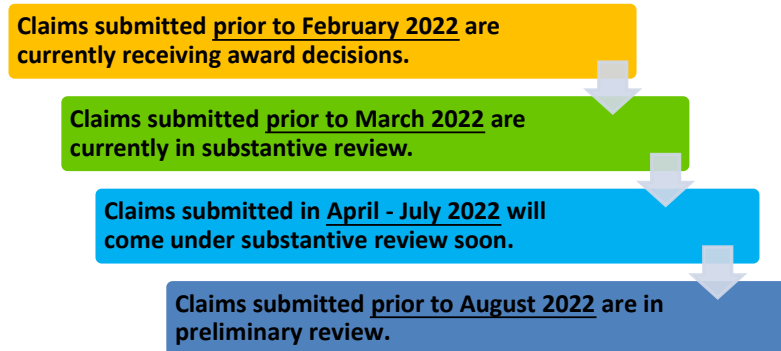
### DETERMINATIONS RENDERED



### DOLLARS AWARDED



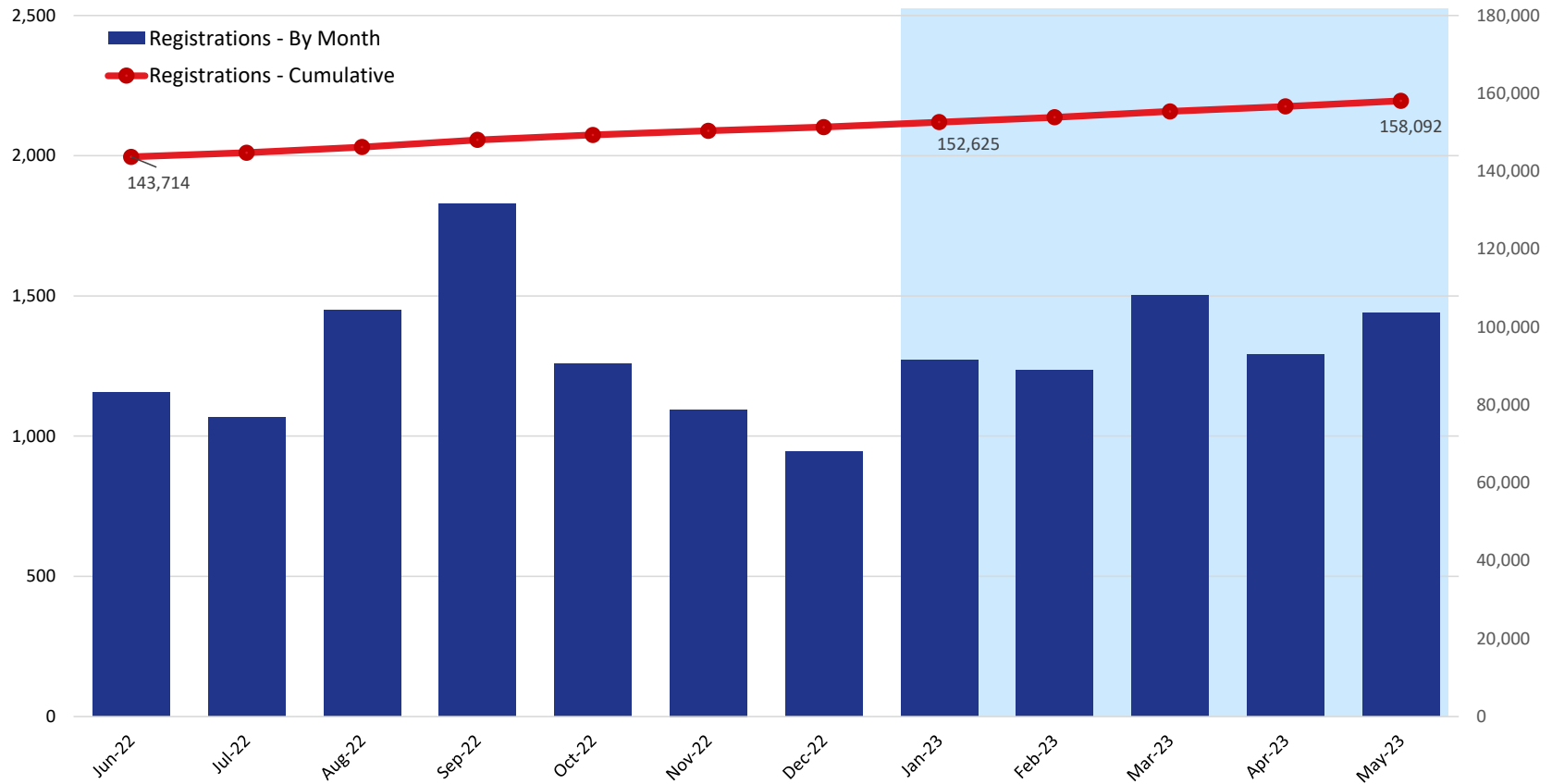
## Claim Review Timeline\*



\* This timeline applies only to claims that are submitted in good order, meaning they have the required documents the VCF needs in order to determine the claimant's eligibility and calculate the award. Claims that are made inactive or placed on hold because they were not submitted with the required documents take significantly longer to review and are not reflected in this timeline.

## VCF Program Statistics As of May 31, 2023

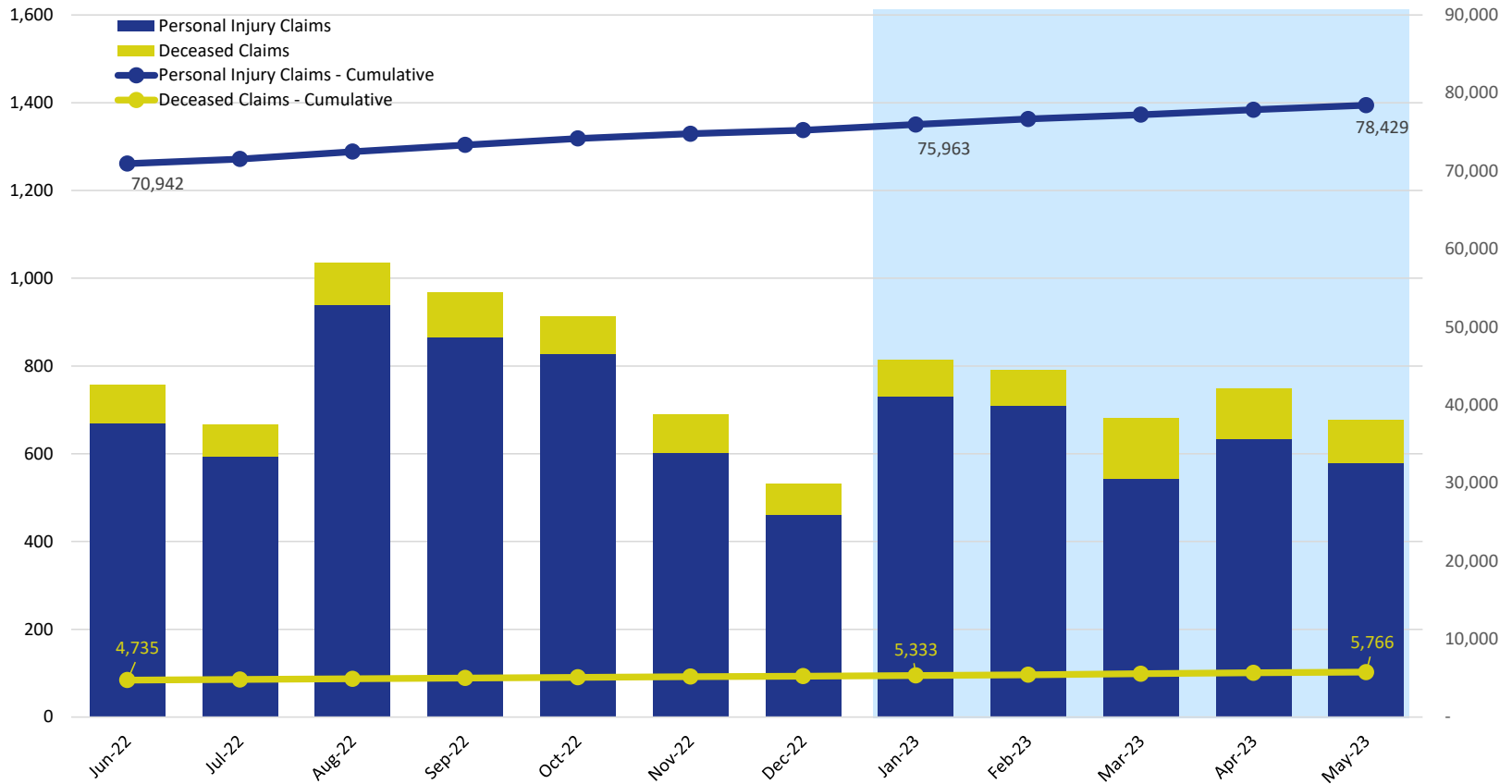
### Unique Registrations



	2022							2023				
	Jun	Jul	Aug	Sep	Oct	Nov	Dec	Jan	Feb	Mar	Apr	May
Registrations - By Month	1,156	1,066	1,449	1,827	1,258	1,095	946	1,270	1,234	1,503	1,291	1,439
Registrations - Cumulative	143,714	144,780	146,229	148,056	149,314	150,409	151,355	152,625	153,859	155,362	156,653	158,092

## VCF Program Statistics As of May 31, 2023

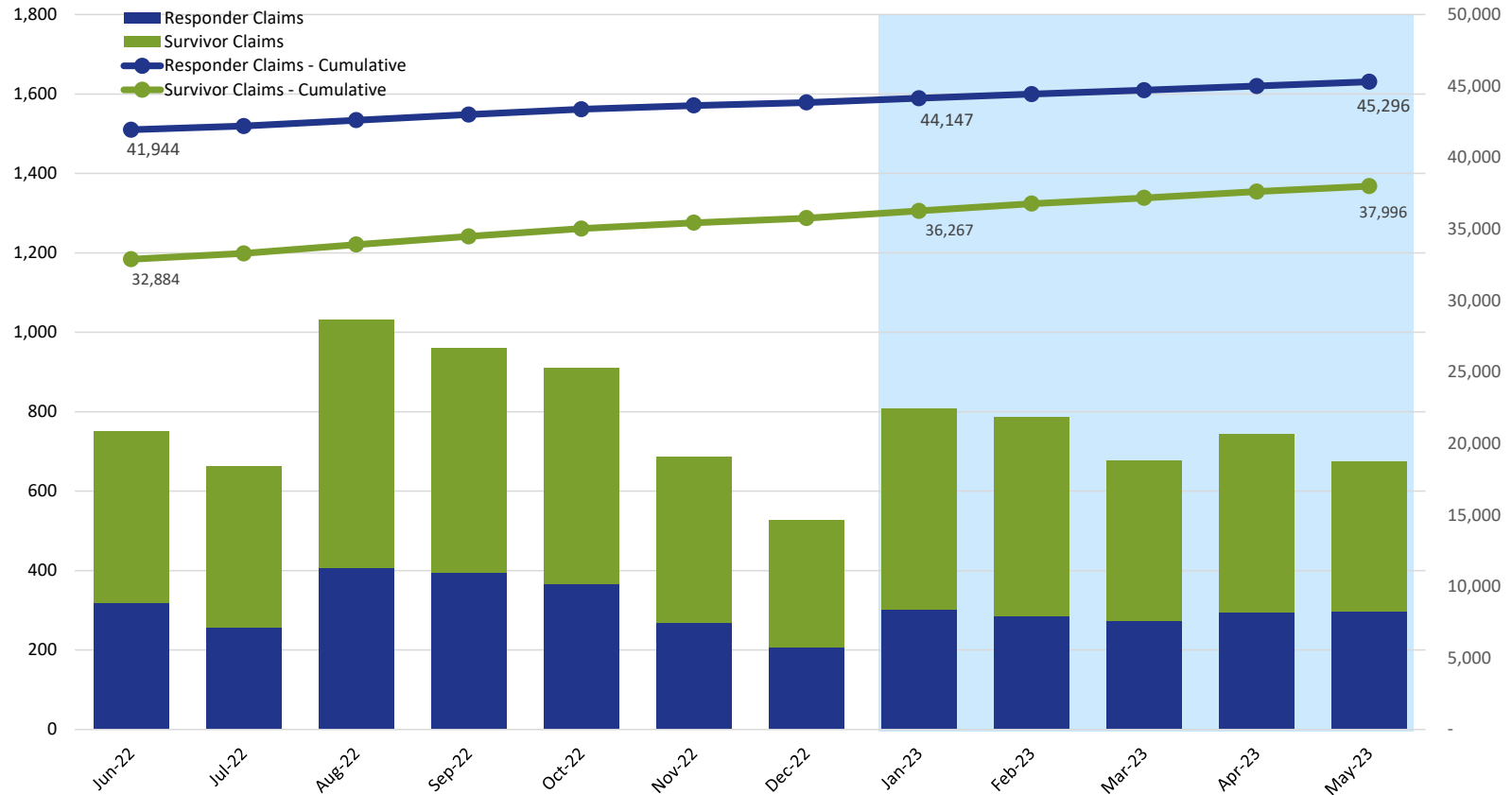
### Claims Submitted by Month: Personal Injury & Deceased



	2022							2023				
	Jun	Jul	Aug	Sep	Oct	Nov	Dec	Jan	Feb	Mar	Apr	May
Personal Injury Claims	670	593	939	866	828	603	461	731	709	544	634	579
Deceased Claims	87	73	97	103	85	87	70	83	81	138	115	99
Unknown Claims	-	-	-	-	-	-	-	-	-	-	-	-
Claims - Cumulative	75,677	76,343	77,379	78,348	79,261	79,951	80,482	81,296	82,086	82,768	83,517	84,195

## VCF Program Statistics As of May 31, 2023

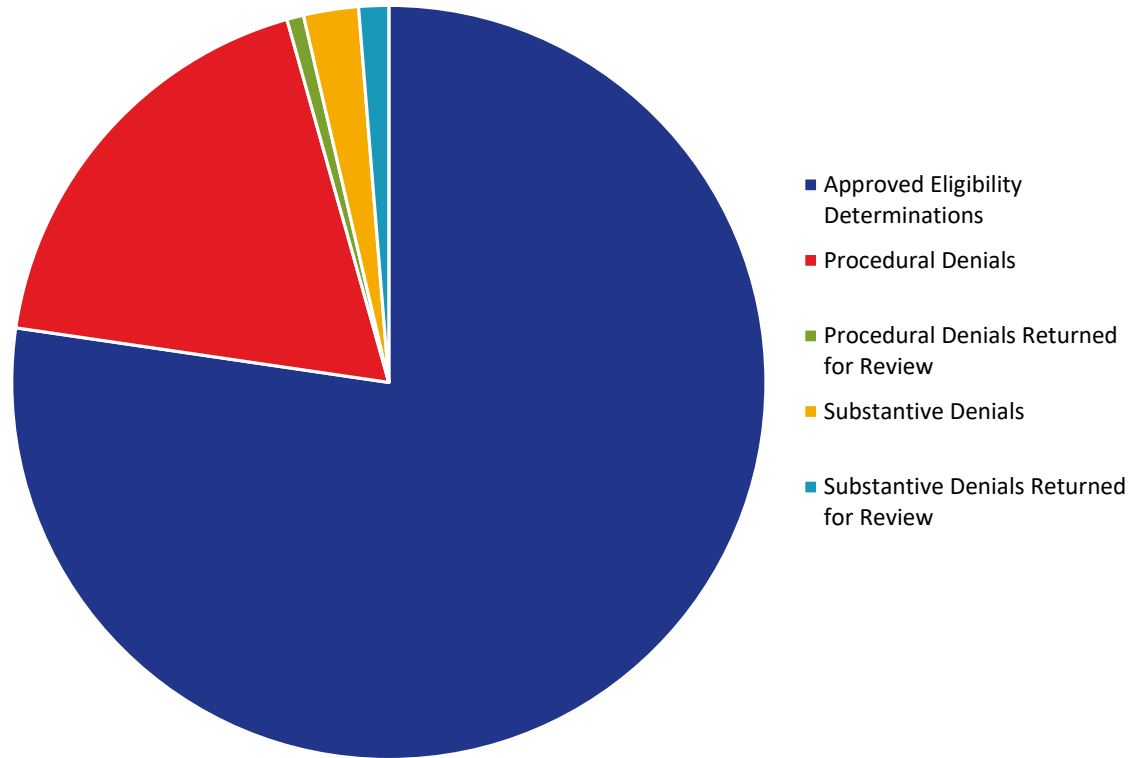
### Claims Submitted by Month: Responder & Survivor



	2022							2023				
	Jun	Jul	Aug	Sep	Oct	Nov	Dec	Jan	Feb	Mar	Apr	May
Responder Claims	318	257	408	395	365	269	206	303	284	273	295	297
Survivor Claims	432	405	624	566	545	417	321	505	502	403	448	376
No Response Claims	7	4	4	8	3	4	4	6	4	6	6	5
Claims - Cumulative	75,677	76,343	77,379	78,348	79,261	79,951	80,482	81,296	82,086	82,768	83,517	84,195

## VCF Program Statistics As of May 31, 2023

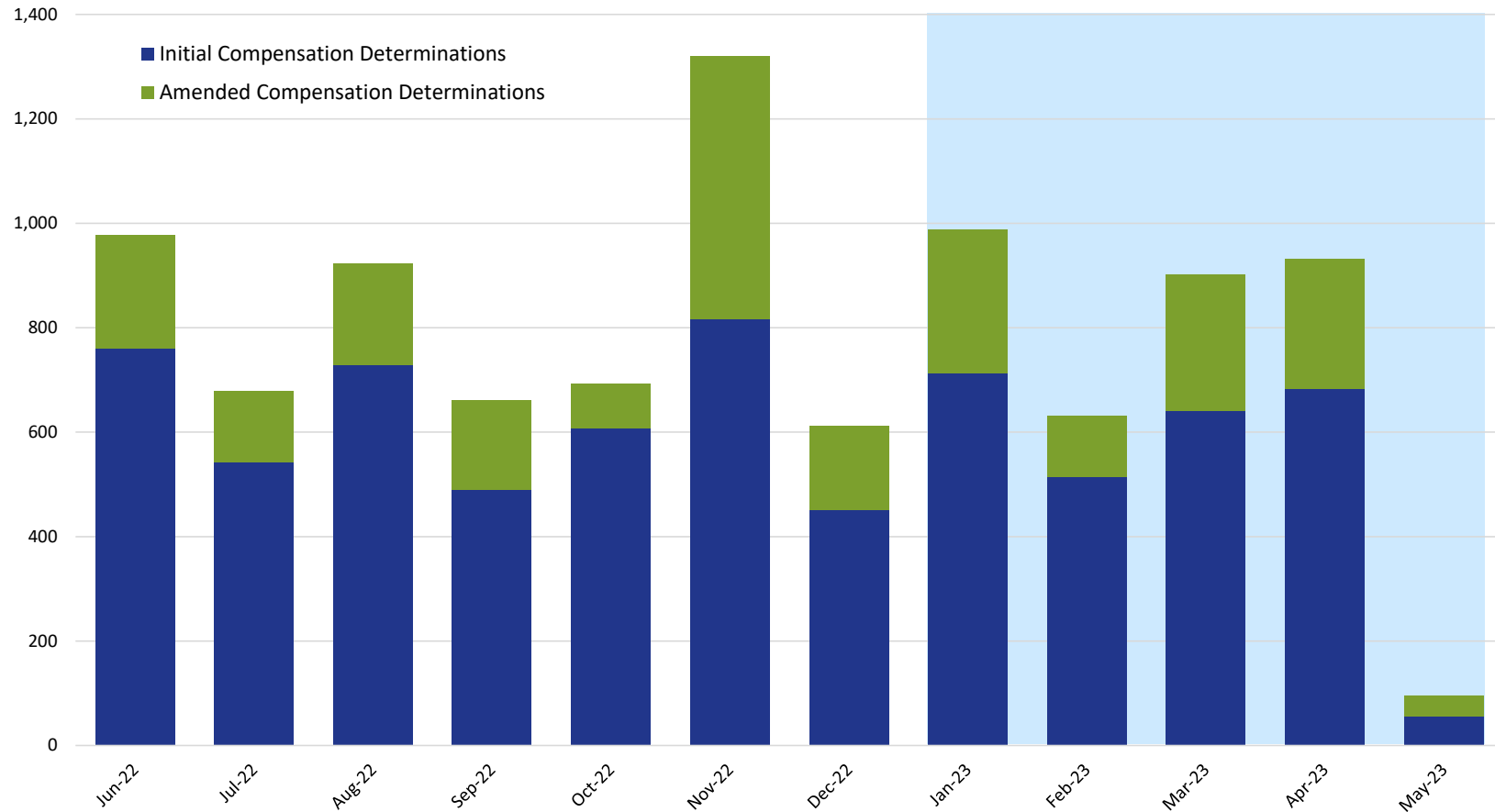
### Eligibility



	2022							2023				
	Jun	Jul	Aug	Sep	Oct	Nov	Dec	Jan	Feb	Mar	Apr	May
Approved Eligibility Determinations	46,709	47,260	48,045	48,594	49,250	50,061	50,468	51,185	51,738	52,370	53,077	53,698
Procedural Denials	8,018	8,101	8,125	8,198	8,601	9,200	9,703	10,126	10,204	10,798	11,468	12,730
Procedural Denials Returned for Review	274	276	277	281	293	323	382	412	425	451	464	498
Substantive Denials	1,306	1,321	1,339	1,350	1,380	1,410	1,423	1,446	1,470	1,509	1,530	1,636
Substantive Denials Returned for Review	367	393	429	450	490	524	550	606	660	790	860	891

## VCF Program Statistics As of May 31, 2023

### Compensation Determinations by Month: Initial & Amended

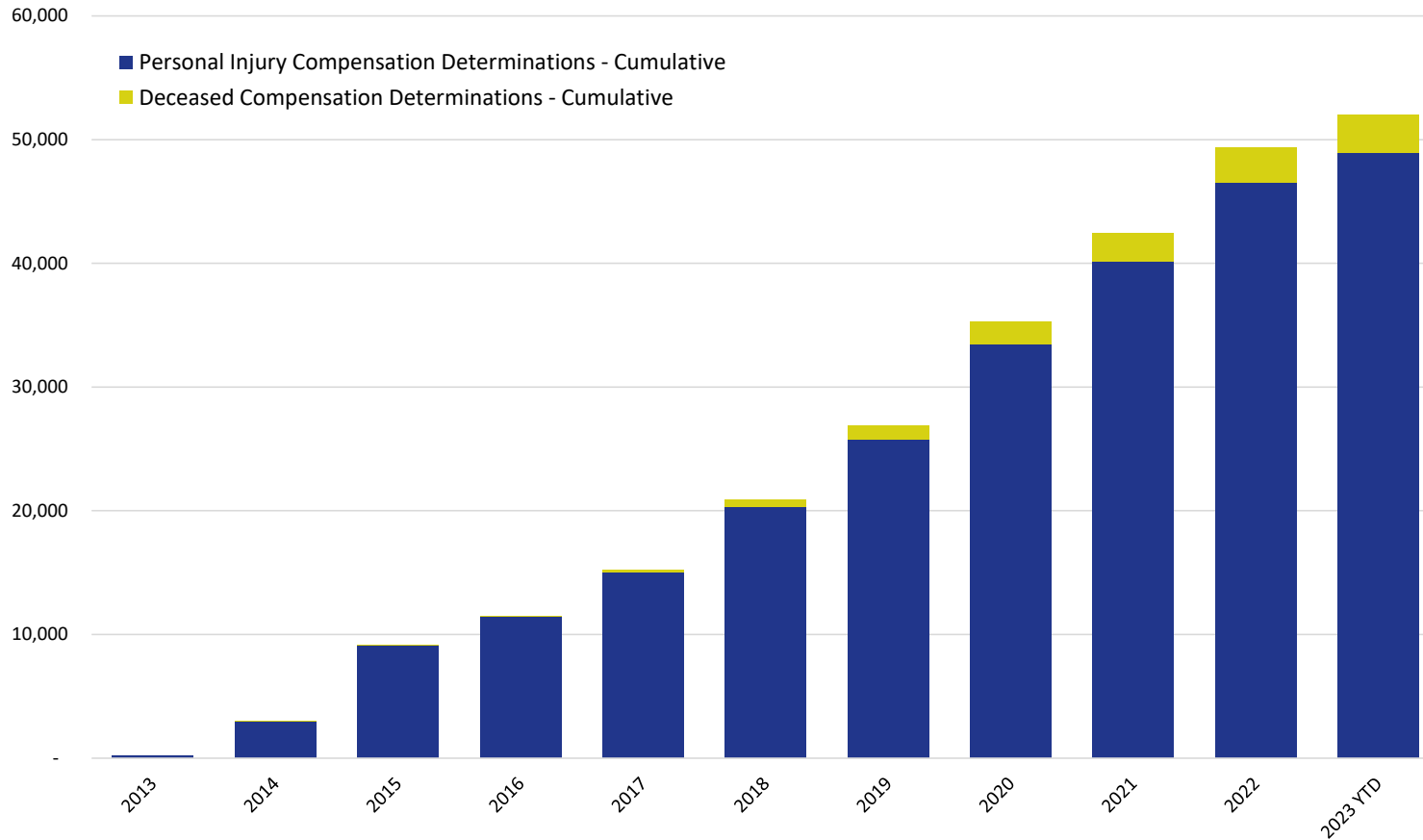


	2022						2023					
	Jun	Jul	Aug	Sep	Oct	Nov	Dec	Jan	Feb	Mar	Apr	May
Initial Compensation Determinations	761	542	728	489	607	817	451	712	514	641	684	55
Amended Compensation Determinations	217	136	195	171	85	504	160	276	117	261	248	39

**NOTE:** This chart includes only those compensation determinations for which the claimant has been notified by the VCF in writing of the amount of their award. Once a claimant is notified, the determination is counted on this chart, but it is reflected in the month in which the award was finalized and deemed ready for final quality checks, not in the month in which the claimant was notified. The VCF process includes a series of quality checks that are completed before a claimant is notified. These quality checks may take several weeks or longer. This means that there are claims for which substantive review has been completed but they are not counted on this chart because the claimant has not yet been notified of the award. This also means that the monthly numbers shown here for prior months will change from one report to the next as claims completed in earlier months finish the quality check process and claimants are notified.

## VCF Program Statistics As of May 31, 2023

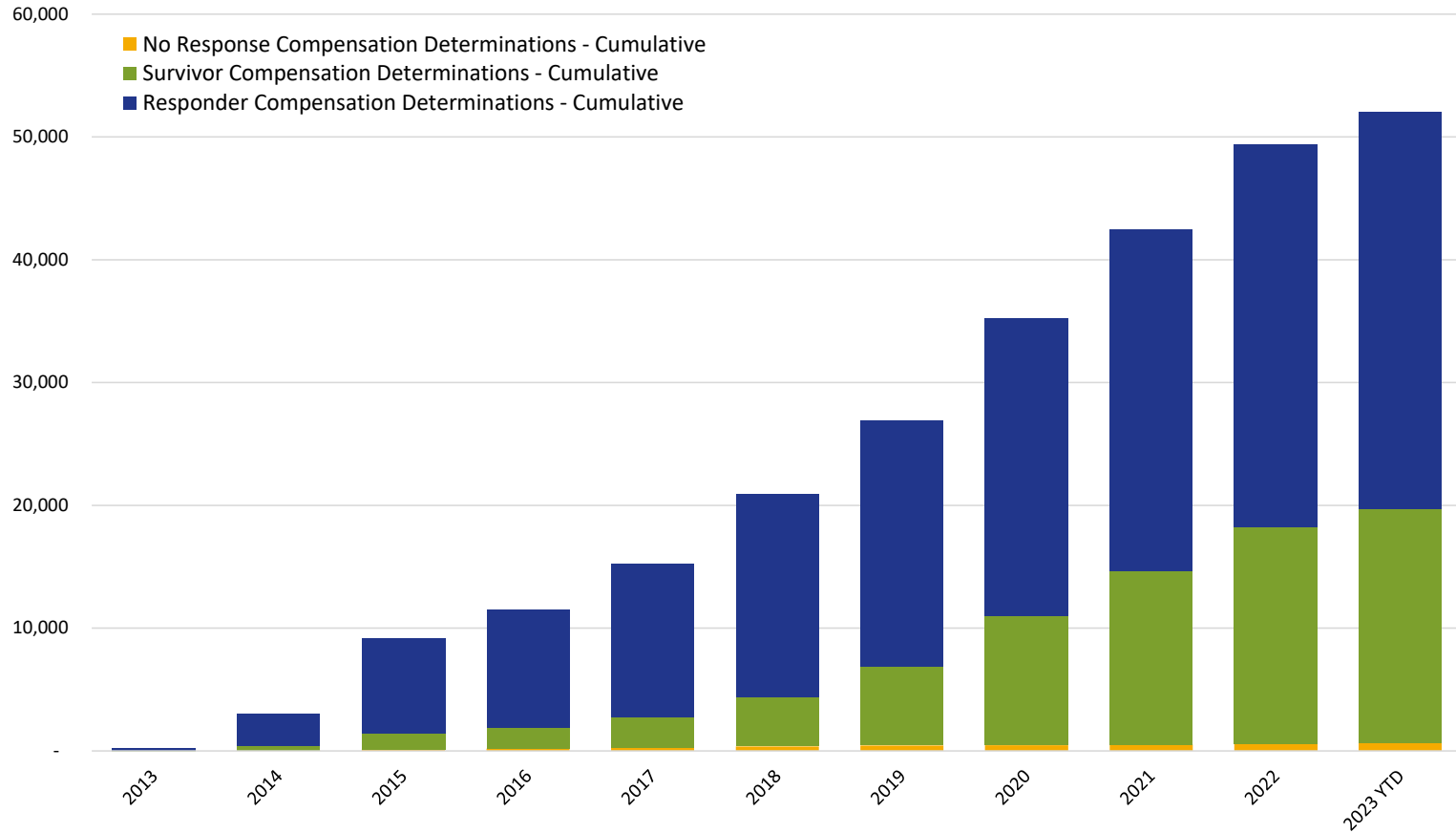
### Cumulative Claims with Compensation Determinations Personal Injury & Deceased



	2013	2014	2015	2016	2017	2018	2019	2020	2021	2022	2023 YTD
Personal Injury Compensation Determinations - Cumulative	225	2,998	9,110	11,472	15,056	20,317	25,772	33,452	40,126	46,561	48,899
Deceased Compensation Determinations - Cumulative	-	8	20	54	183	595	1,161	1,812	2,316	2,824	3,092

## VCF Program Statistics As of May 31, 2023

### Cumulative Claims with Compensation Determinations Responder & Survivor



	2013	2014	2015	2016	2017	2018	2019	2020	2021	2022	2023 YTD
Responder Compensation Determinations - Cumulative	218	2,579	7,738	9,594	12,490	16,511	20,031	24,268	27,826	31,170	32,314
Survivor Compensation Determinations - Cumulative	6	402	1,262	1,739	2,464	4,031	6,460	10,523	14,090	17,622	19,060
No Response Compensation Determinations - Cumulative	1	25	130	193	285	370	442	473	526	593	617