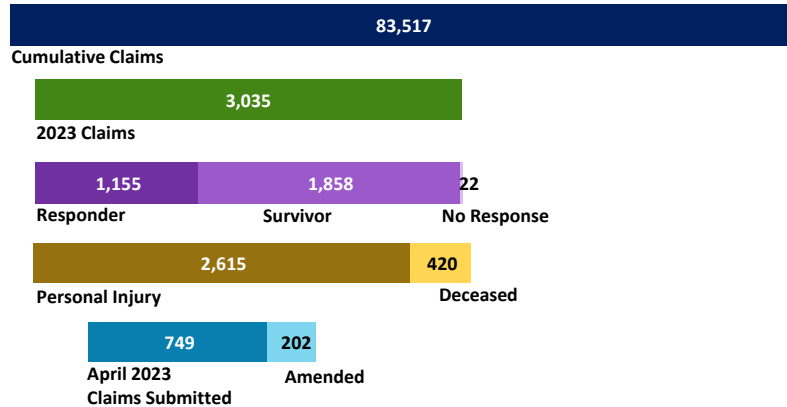


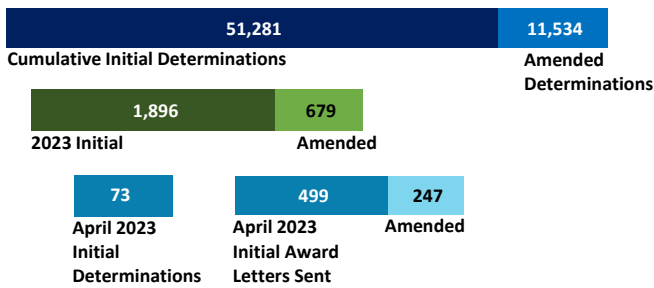
# VCF Program Statistics As of April 30, 2023

## VCF At-A-Glance


### CLAIMS SUBMITTED



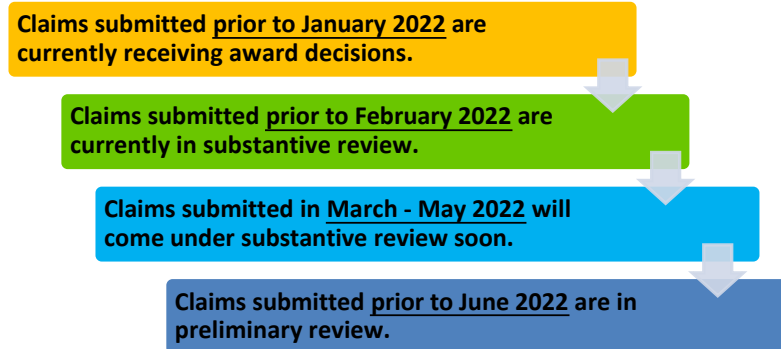
### DETERMINATIONS RENDERED



### DOLLARS AWARDED



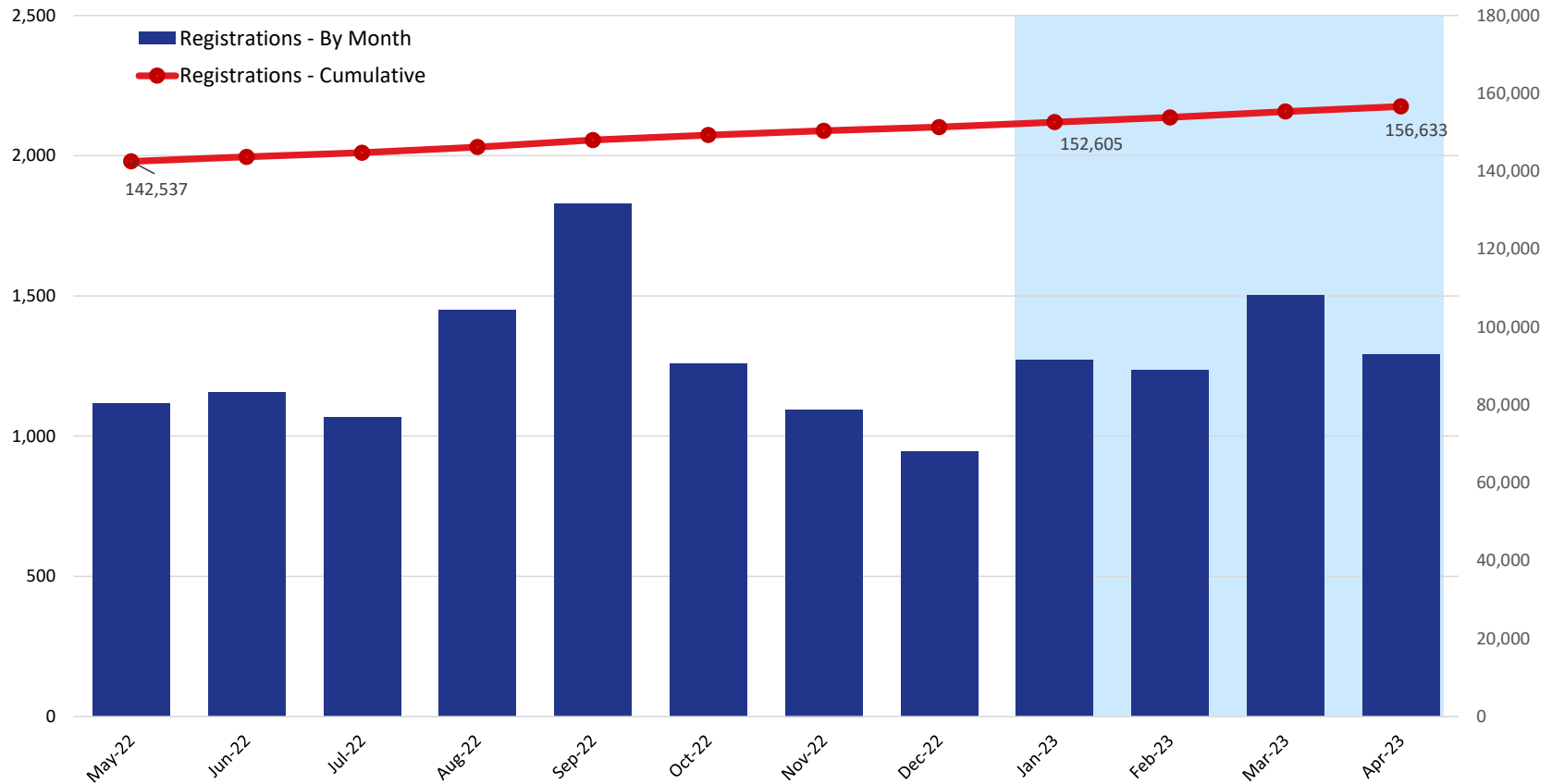
## Claim Review Timeline\*



\* This timeline applies only to claims that are submitted in good order, meaning they have the required documents the VCF needs in order to determine the claimant's eligibility and calculate the award. Claims that are made inactive or placed on hold because they were not submitted with the required documents take significantly longer to review and are not reflected in this timeline.

## VCF Program Statistics As of April 30, 2023

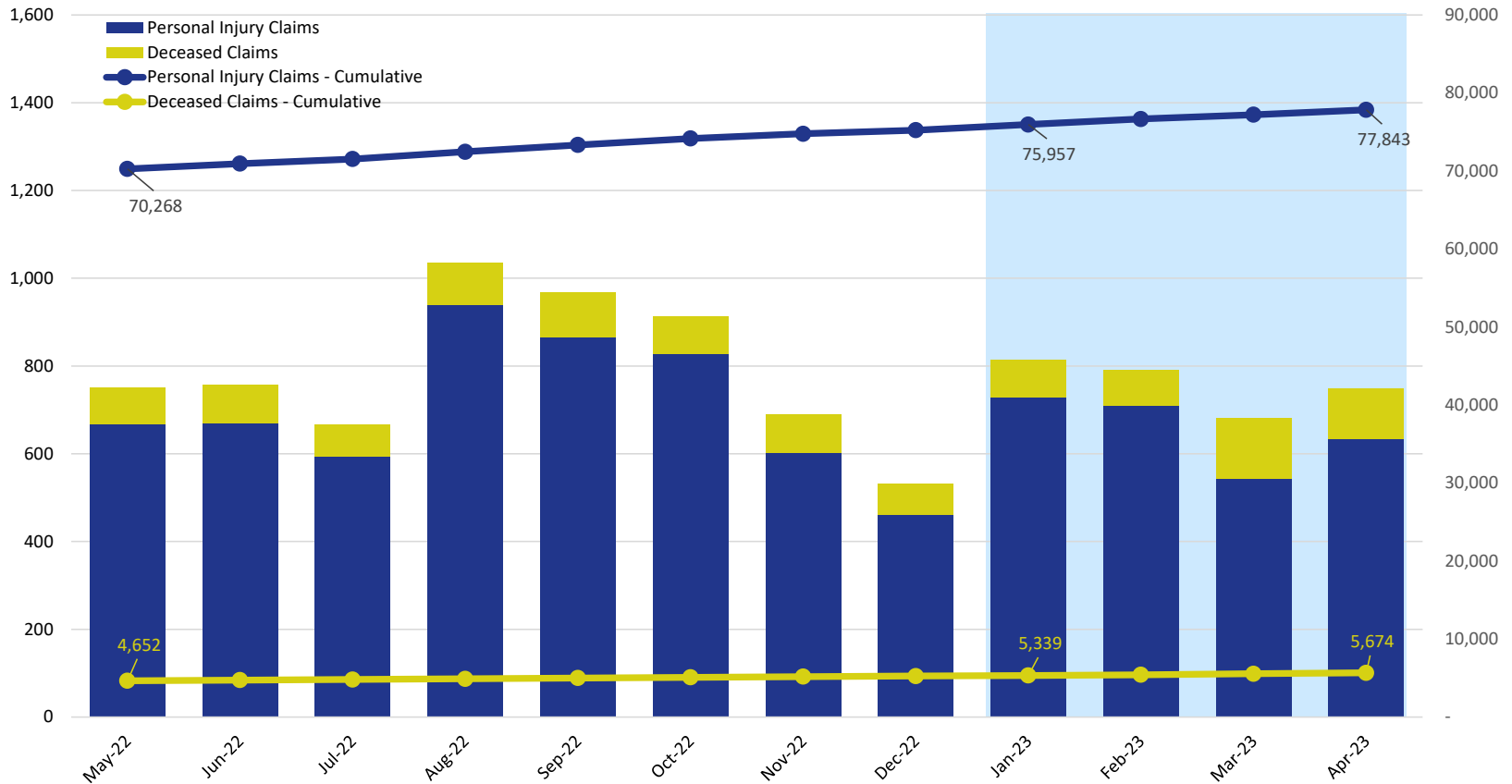
### Unique Registrations



	2022								2023			
	May	Jun	Jul	Aug	Sep	Oct	Nov	Dec	Jan	Feb	Mar	Apr
Registrations - By Month	1,117	1,156	1,067	1,449	1,827	1,258	1,095	946	1,270	1,234	1,503	1,291
Registrations - Cumulative	142,537	143,693	144,760	146,209	148,036	149,294	150,389	151,335	152,605	153,839	155,342	156,633

## VCF Program Statistics As of April 30, 2023

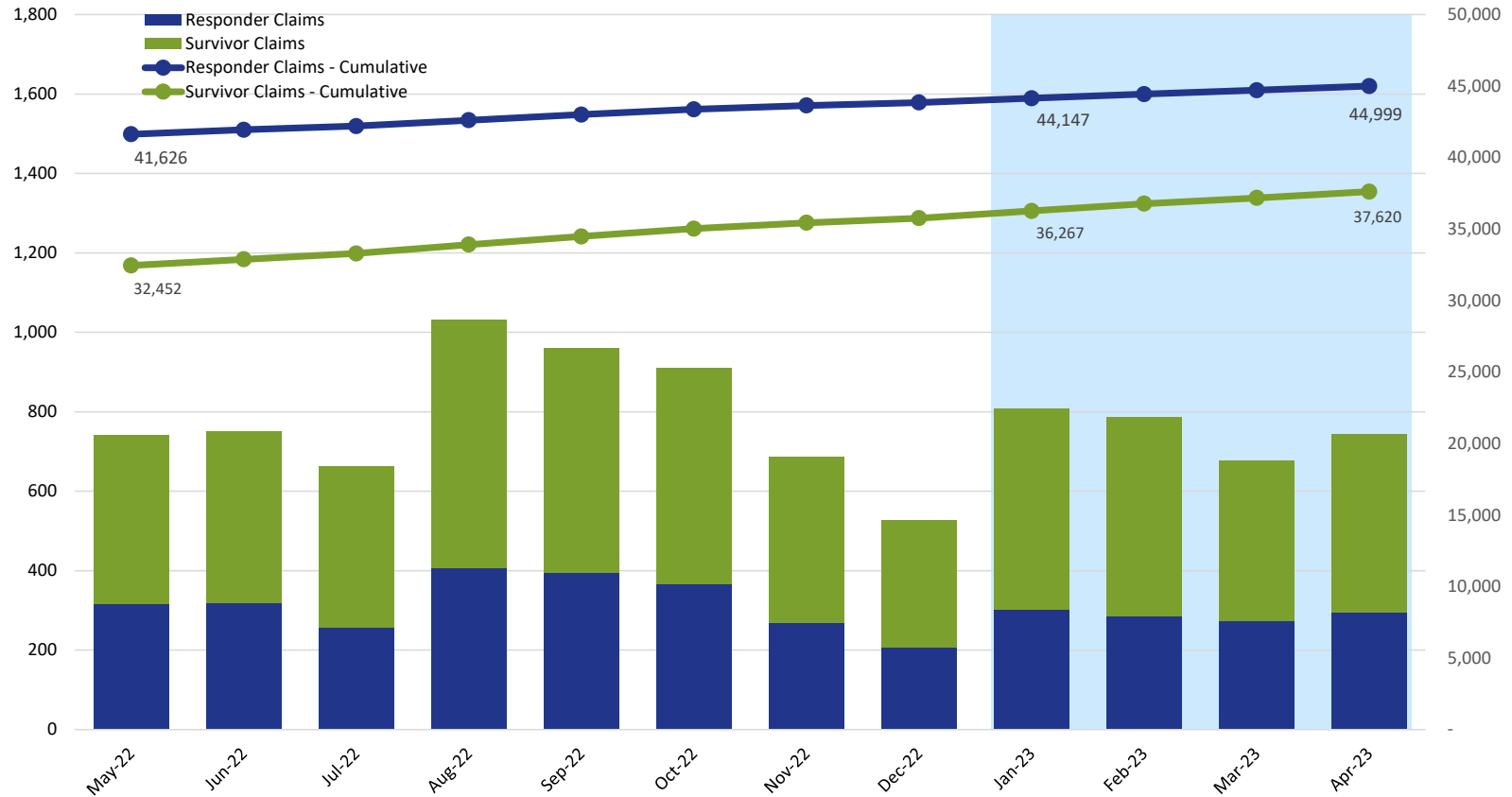
### Claims Submitted by Month: Personal Injury & Deceased



	2022							2023				
	May	Jun	Jul	Aug	Sep	Oct	Nov	Dec	Jan	Feb	Mar	Apr
Personal Injury Claims	667	670	593	939	866	828	603	461	729	709	543	634
Deceased Claims	83	87	73	97	103	85	87	70	85	81	139	115
Unknown Claims	-	-	-	-	-	-	-	-	-	-	-	-
Claims - Cumulative	74,920	75,677	76,343	77,379	78,348	79,261	79,951	80,482	81,296	82,086	82,768	83,517

## VCF Program Statistics As of April 30, 2023

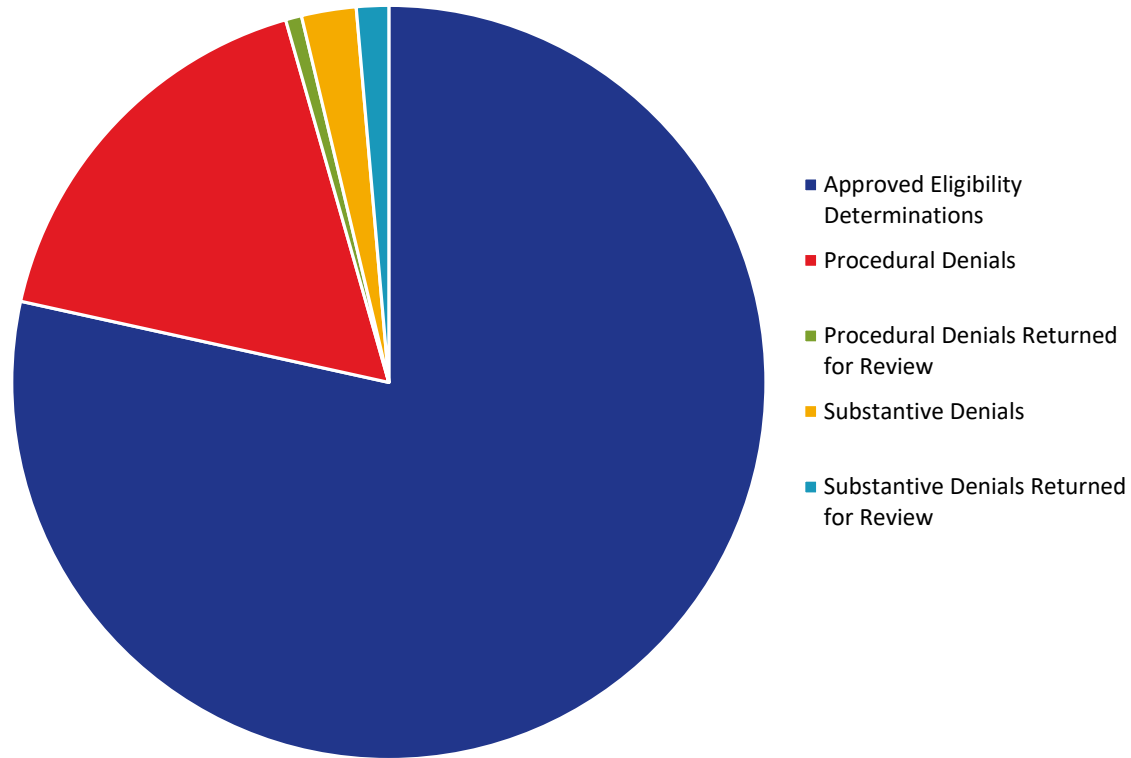
### Claims Submitted by Month: Responder & Survivor



	2022								2023			
	May	Jun	Jul	Aug	Sep	Oct	Nov	Dec	Jan	Feb	Mar	Apr
Responder Claims	316	318	257	408	395	365	269	206	303	284	273	295
Survivor Claims	424	432	405	624	566	545	417	321	505	502	403	448
No Response Claims	10	7	4	4	8	3	4	4	6	4	6	6
Claims - Cumulative	74,920	75,677	76,343	77,379	78,348	79,261	79,951	80,482	81,296	82,086	82,768	83,517

## VCF Program Statistics As of April 30, 2023

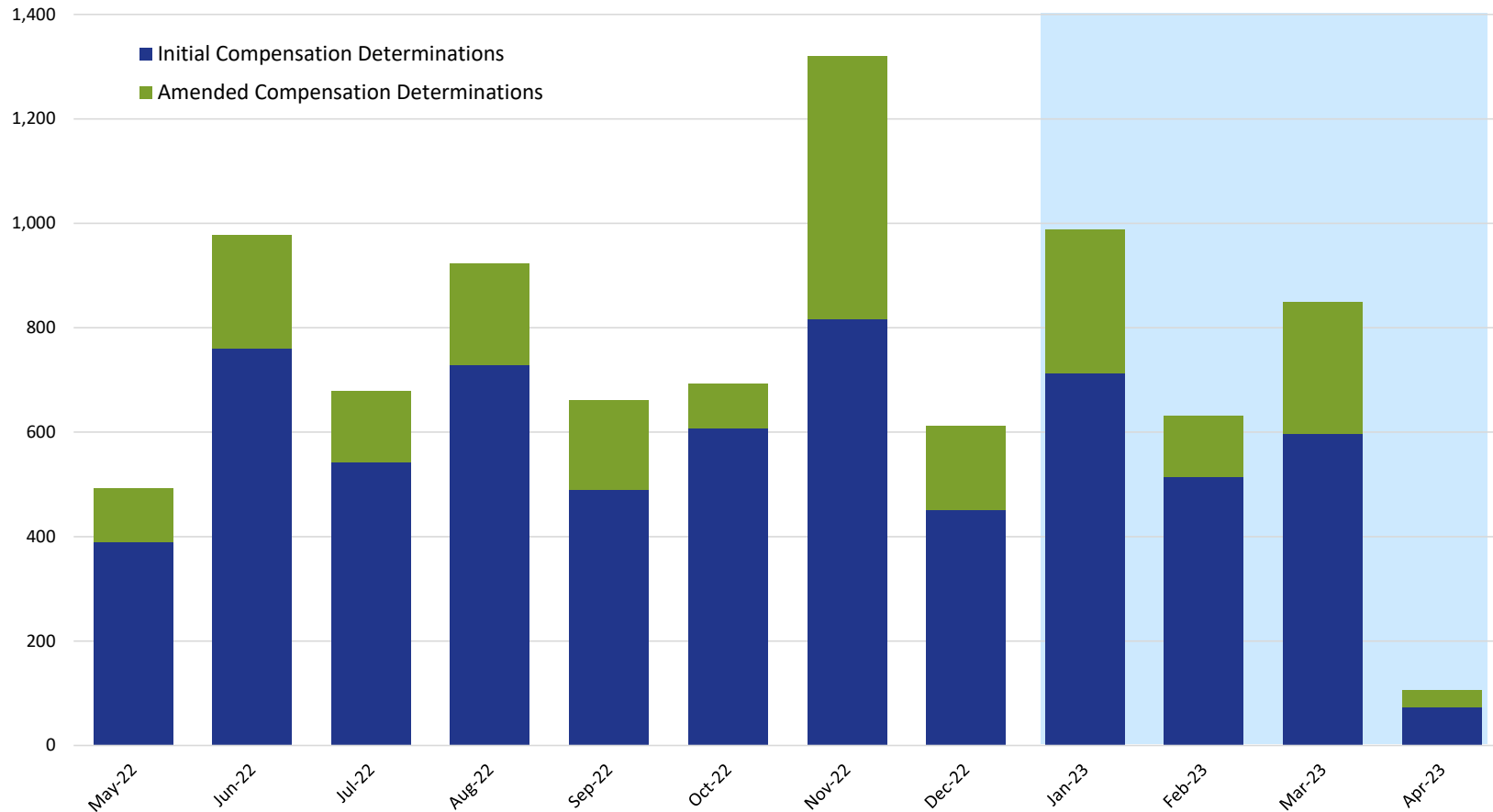
Eligibility



	2022								2023			
	May	Jun	Jul	Aug	Sep	Oct	Nov	Dec	Jan	Feb	Mar	Apr
Approved Eligibility Determinations	45,873	46,709	47,260	48,045	48,594	49,250	50,061	50,468	51,185	51,738	52,371	53,078
Procedural Denials	7,957	8,095	8,178	8,203	8,278	8,684	9,290	9,800	10,232	10,312	10,912	11,590
Procedural Denials Returned for Review	285	288	290	290	295	310	338	402	427	438	459	465
Substantive Denials	1,288	1,313	1,328	1,346	1,358	1,388	1,418	1,431	1,453	1,477	1,520	1,586
Substantive Denials Returned for Review	402	439	467	508	530	577	616	647	712	774	910	935

## VCF Program Statistics As of April 30, 2023

### Compensation Determinations by Month: Initial & Amended

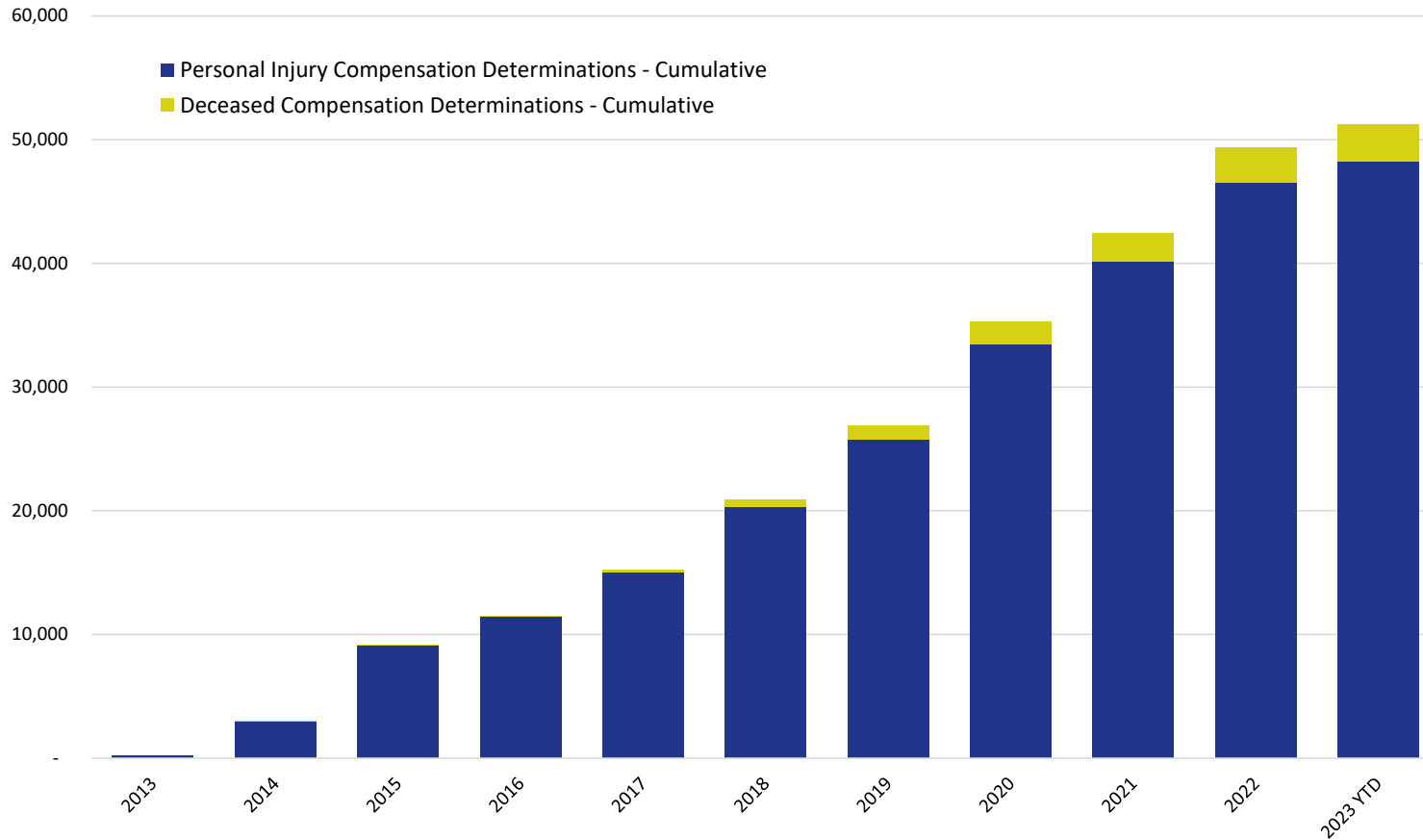


	2022								2023			
	May	Jun	Jul	Aug	Sep	Oct	Nov	Dec	Jan	Feb	Mar	Apr
Initial Compensation Determinations	390	761	542	728	489	607	817	451	712	514	597	73
Amended Compensation Determinations	102	217	136	195	171	85	504	160	276	117	253	33

**NOTE:** This chart includes only those compensation determinations for which the claimant has been notified by the VCF in writing of the amount of their award. Once a claimant is notified, the determination is counted on this chart, but it is reflected in the month in which the award was finalized and deemed ready for final quality checks, not in the month in which the claimant was notified. The VCF process includes a series of quality checks that are completed before a claimant is notified. These quality checks may take several weeks or longer. This means that there are claims for which substantive review has been completed but they are not counted on this chart because the claimant has not yet been notified of the award. This also means that the monthly numbers shown here for prior months will change from one report to the next as claims completed in earlier months finish the quality check process and claimants are notified.

## VCF Program Statistics As of April 30, 2023

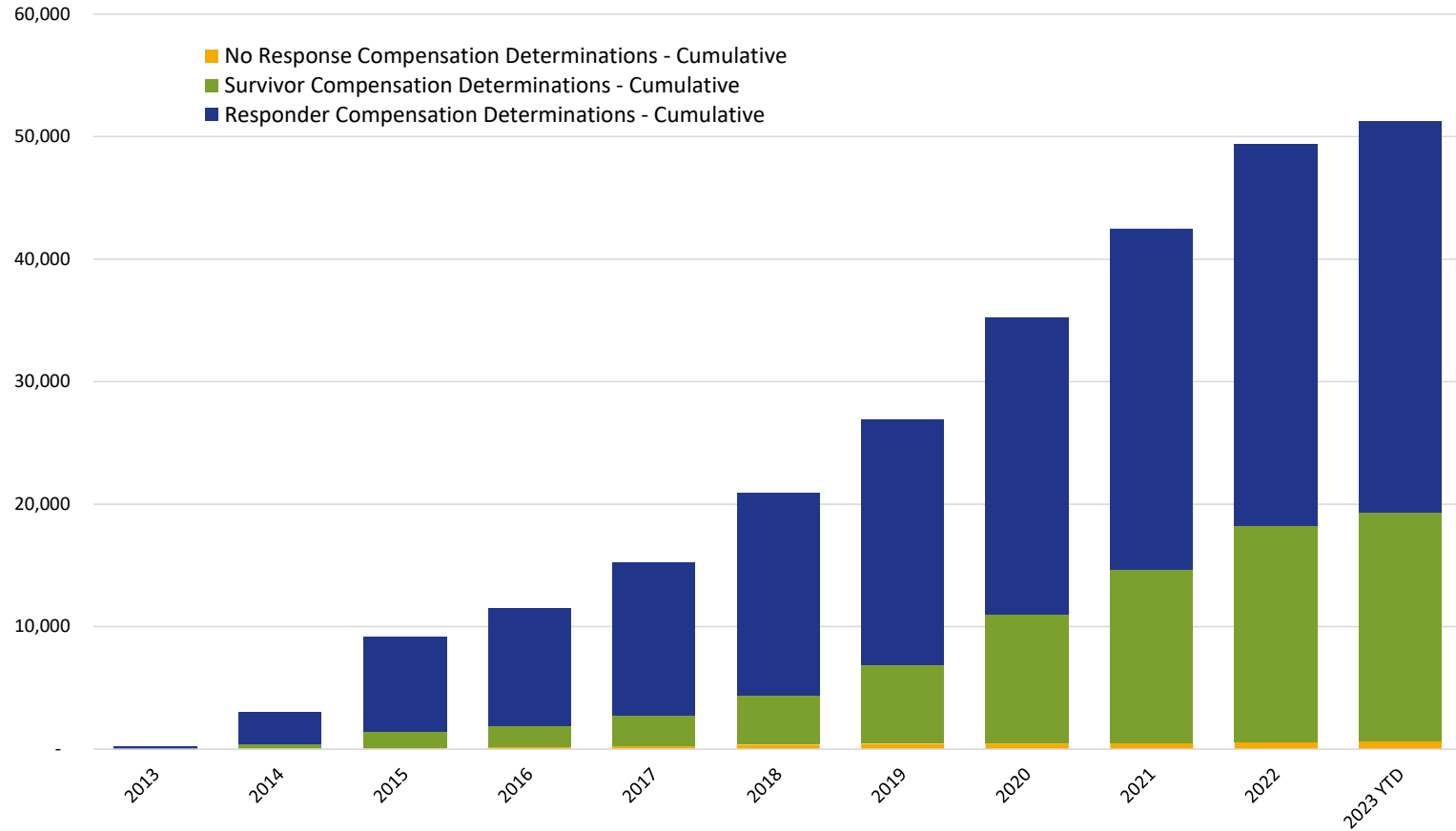
### Cumulative Claims with Compensation Determinations Personal Injury & Deceased



	2013	2014	2015	2016	2017	2018	2019	2020	2021	2022	2023 YTD
Personal Injury Compensation Determinations - Cumulative	225	2,998	9,110	11,472	15,056	20,317	25,772	33,452	40,126	46,561	48,273
Deceased Compensation Determinations - Cumulative	-	8	20	54	183	595	1,161	1,812	2,316	2,824	3,008

## VCF Program Statistics As of April 30, 2023

### Cumulative Claims with Compensation Determinations Responder & Survivor



	2013	2014	2015	2016	2017	2018	2019	2020	2021	2022	2023 YTD
Responder Compensation Determinations - Cumulative	218	2,579	7,738	9,594	12,490	16,511	20,031	24,268	27,826	31,170	31,951
Survivor Compensation Determinations - Cumulative	6	402	1,262	1,739	2,464	4,031	6,460	10,523	14,090	17,622	18,716
No Response Compensation Determinations - Cumulative	1	25	130	193	285	370	442	473	526	593	614