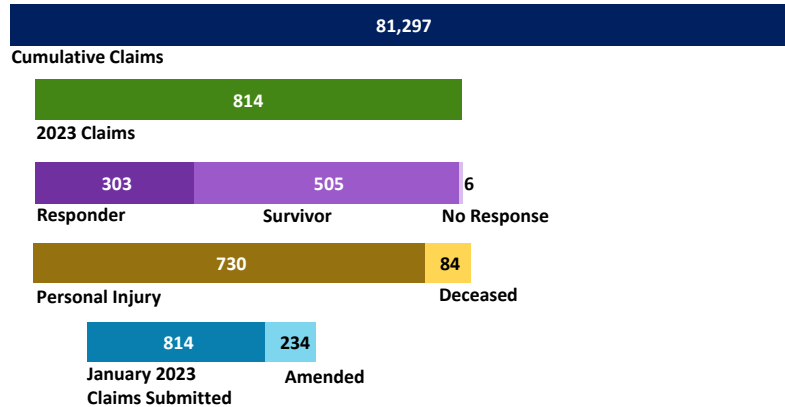


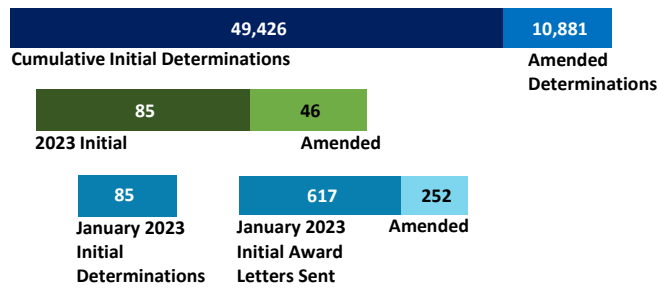
# VCF Program Statistics As of January 31, 2023

## VCF At-A-Glance


### CLAIMS SUBMITTED



### DETERMINATIONS RENDERED



### DOLLARS AWARDED

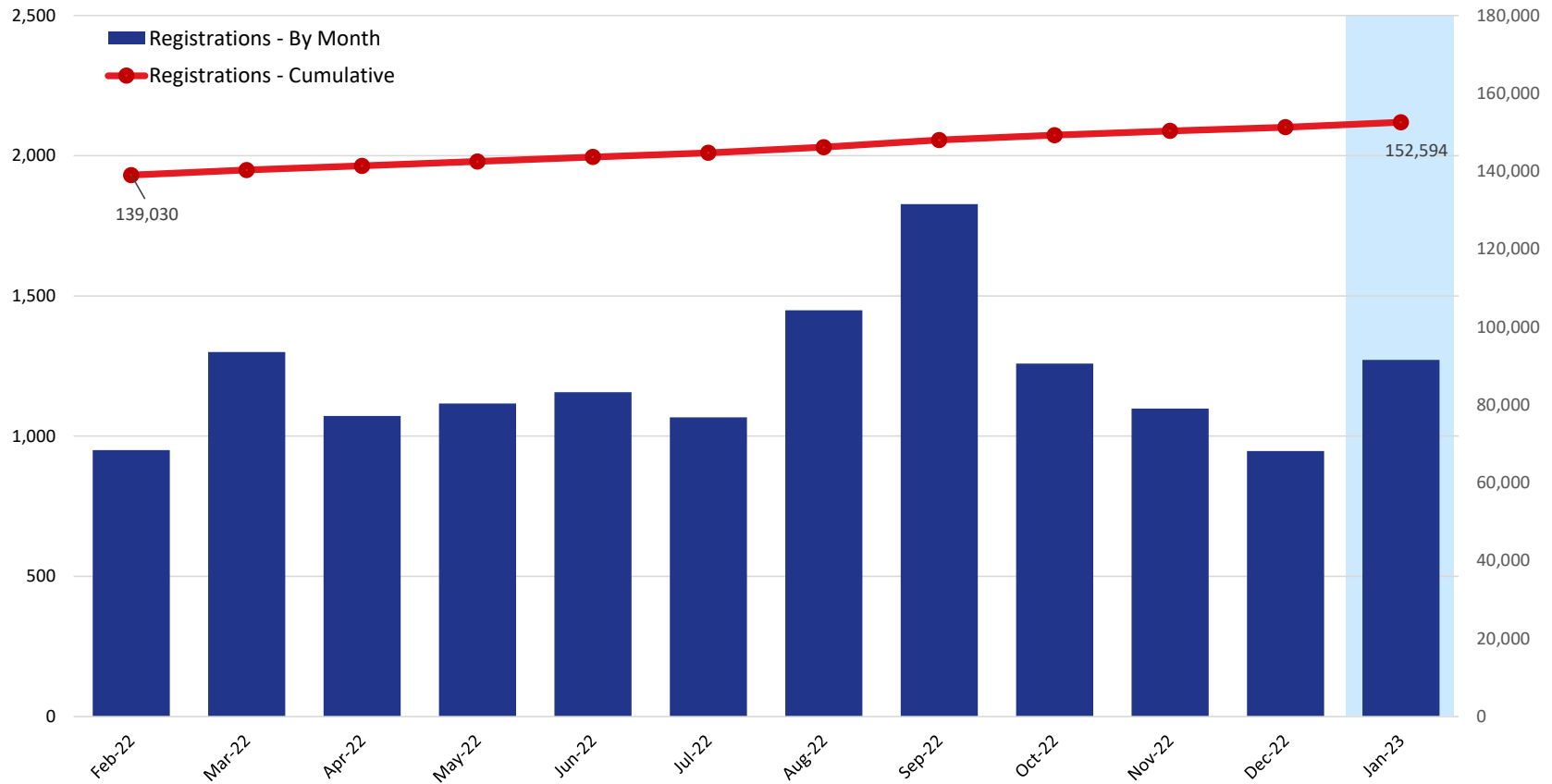


## Claim Review Timeline



## VCF Program Statistics As of January 31, 2023

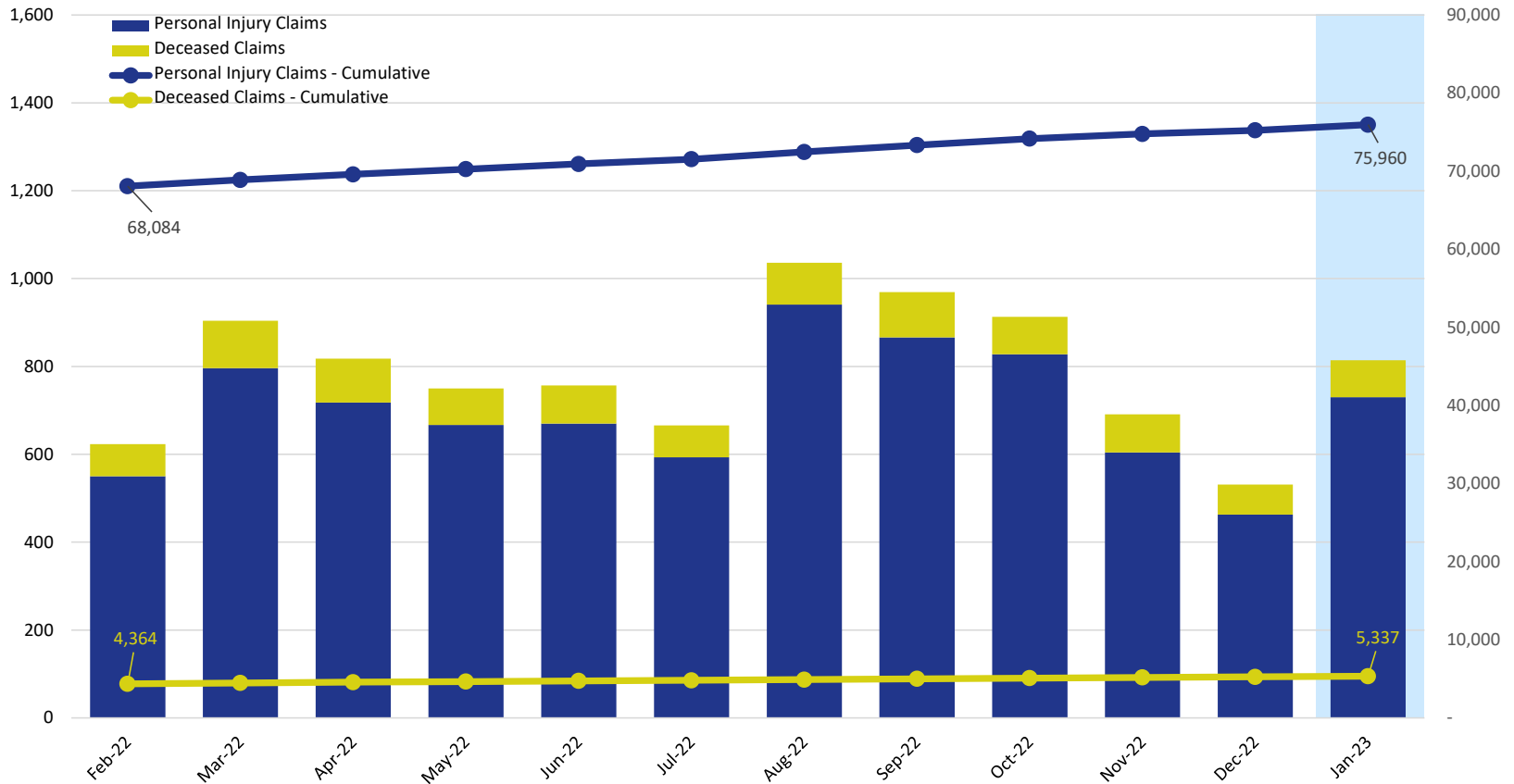
### Unique Registrations



	2022											2023
	Feb	Mar	Apr	May	Jun	Jul	Aug	Sep	Oct	Nov	Dec	Jan
Registrations - By Month	950	1,300	1,072	1,116	1,157	1,067	1,449	1,827	1,259	1,098	947	1,272
Registrations - Cumulative	139,030	140,330	141,402	142,518	143,675	144,742	146,191	148,018	149,277	150,375	151,322	152,594

## VCF Program Statistics As of January 31, 2023

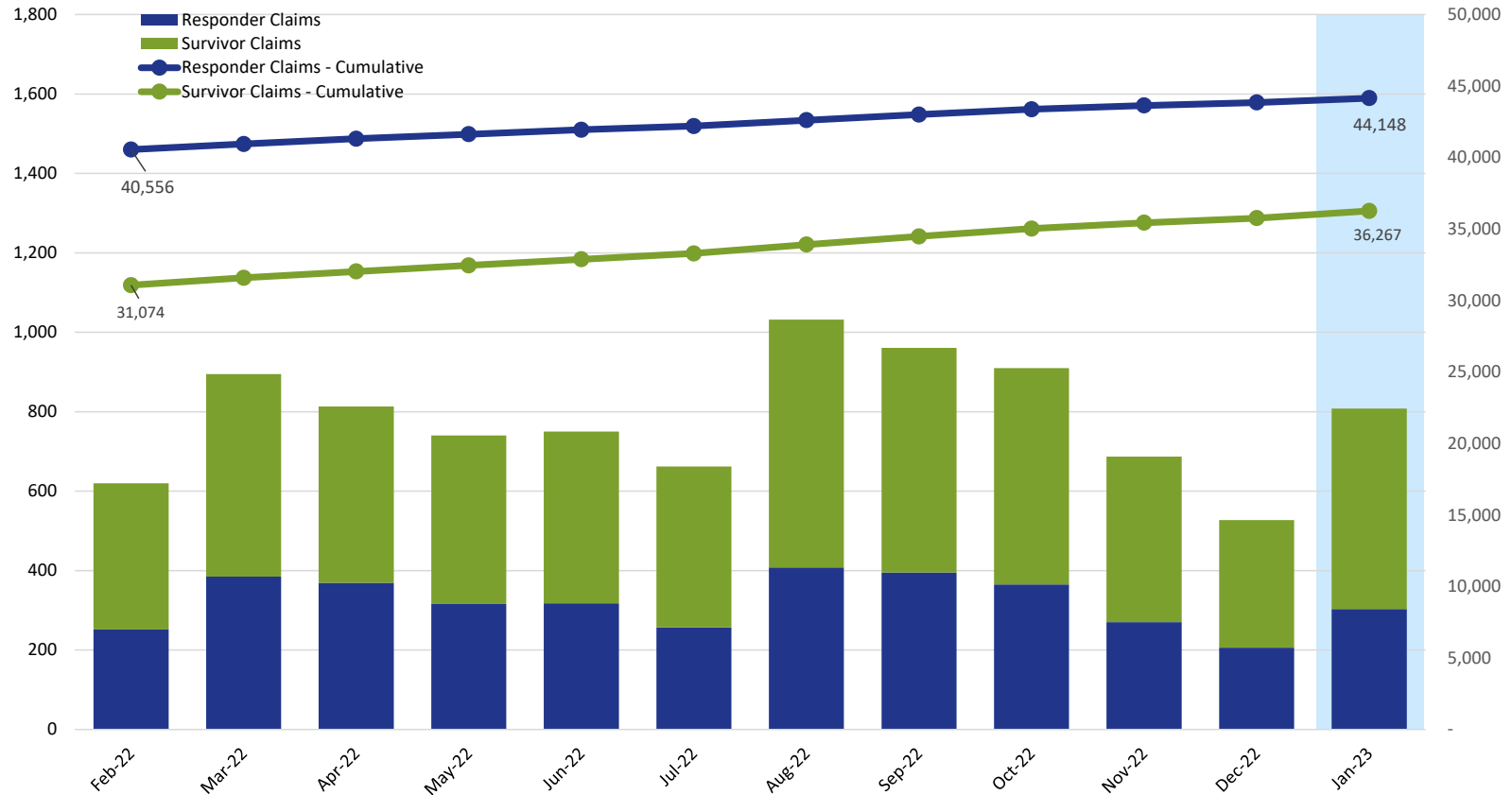
### Claims Submitted by Month: Personal Injury & Deceased



	2022											2023
	Feb	Mar	Apr	May	Jun	Jul	Aug	Sep	Oct	Nov	Dec	Jan
Personal Injury Claims	550	796	718	667	670	593	941	866	828	604	463	730
Deceased Claims	73	108	100	83	87	73	95	103	85	87	68	84
Unknown Claims	-	-	-	-	-	-	-	-	-	-	-	-
Claims - Cumulative	72,448	73,352	74,170	74,920	75,677	76,343	77,379	78,348	79,261	79,952	80,483	81,297

## VCF Program Statistics As of January 31, 2023

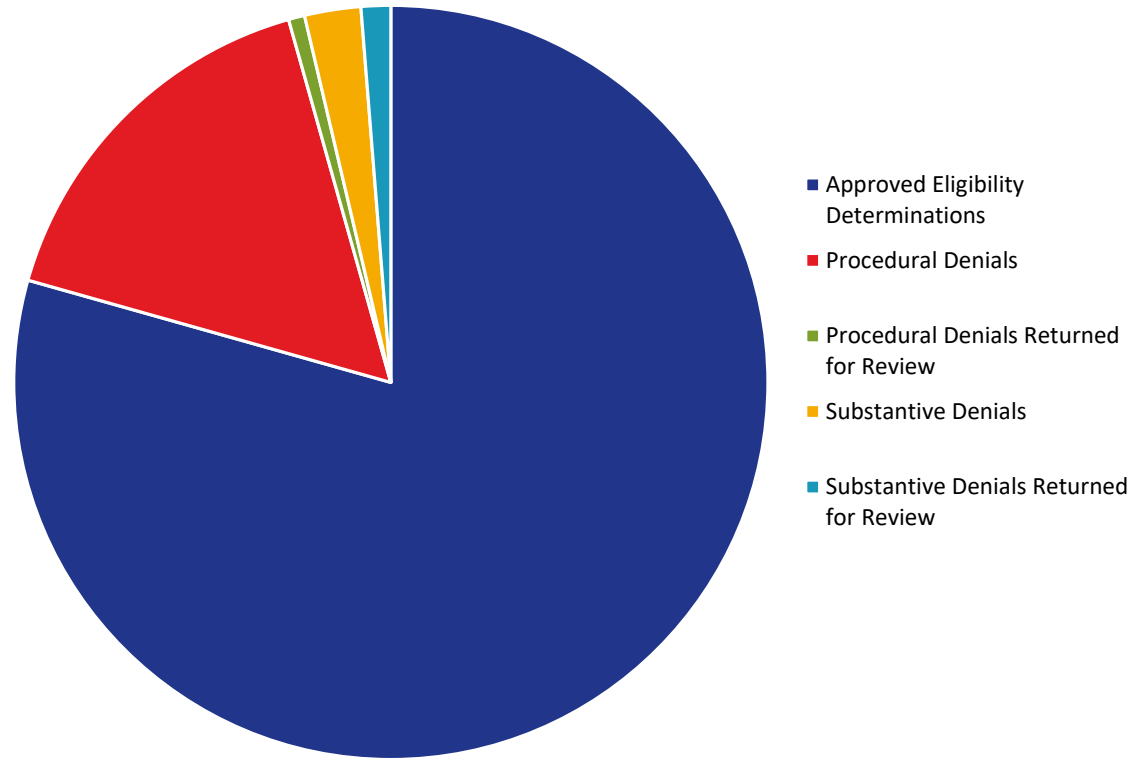
### Claims Submitted by Month: Responder & Survivor



	2022											2023
	Feb	Mar	Apr	May	Jun	Jul	Aug	Sep	Oct	Nov	Dec	Jan
Responder Claims	252	385	369	316	318	257	408	395	365	270	206	303
Survivor Claims	368	510	444	424	432	405	624	566	545	417	321	505
No Response Claims	3	9	5	10	7	4	4	8	3	4	4	6
Claims - Cumulative	72,448	73,352	74,170	74,920	75,677	76,343	77,379	78,348	79,261	79,952	80,483	81,297

## VCF Program Statistics As of January 31, 2023

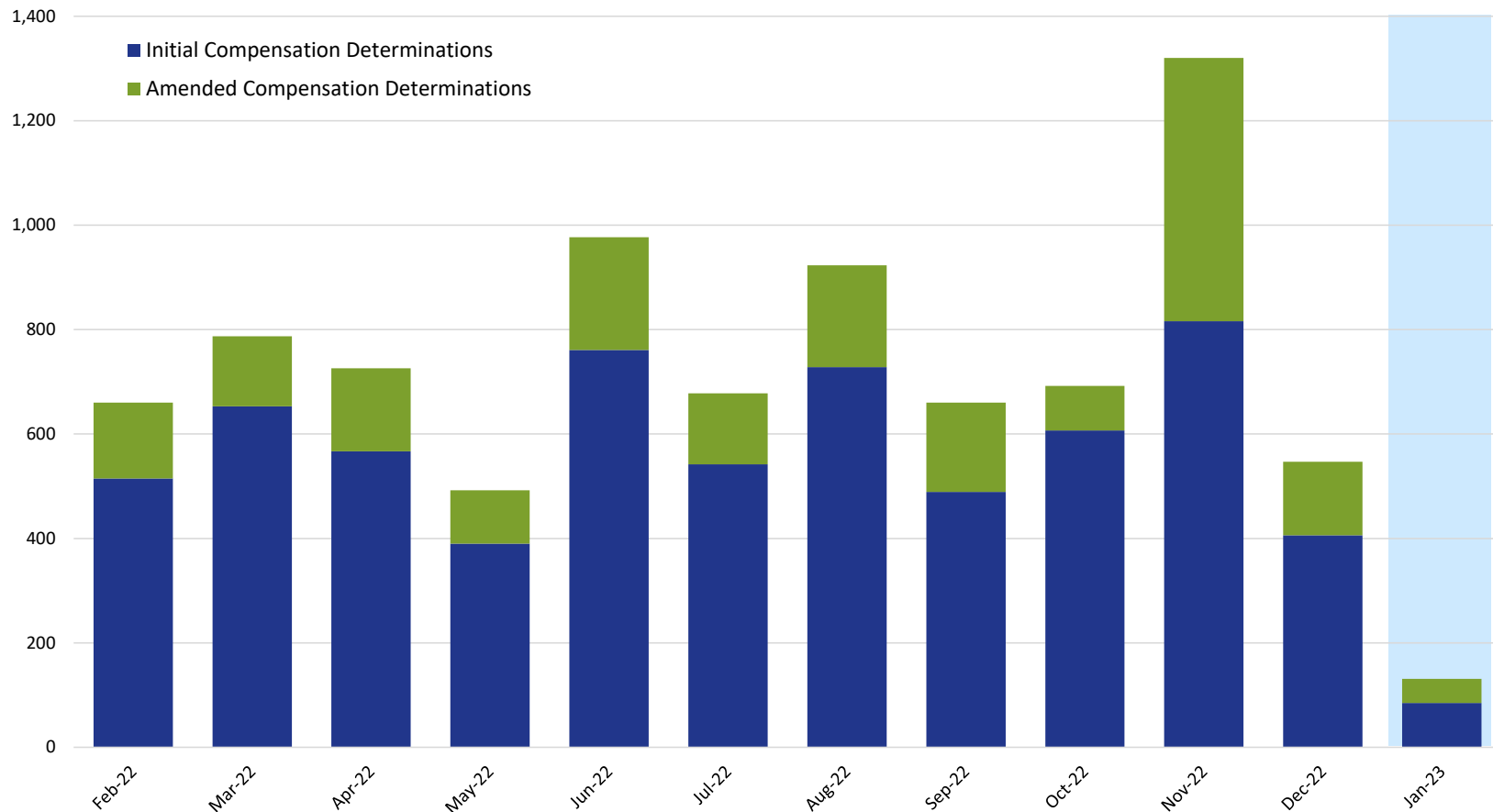
Eligibility



	2022											2023
	Feb	Mar	Apr	May	Jun	Jul	Aug	Sep	Oct	Nov	Dec	Jan
Approved Eligibility Determinations	44,197	44,863	45,427	45,877	46,713	47,264	48,049	48,598	49,253	50,064	50,471	51,188
Procedural Denials	7,825	7,917	8,057	8,122	8,262	8,347	8,372	8,450	8,858	9,482	10,030	10,483
Procedural Denials Returned for Review	347	349	355	357	361	363	364	367	385	403	442	447
Substantive Denials	1,261	1,285	1,294	1,310	1,335	1,350	1,368	1,381	1,414	1,447	1,461	1,555
Substantive Denials Returned for Review	394	434	459	492	540	574	623	648	712	763	802	818

## VCF Program Statistics As of January 31, 2023

### Compensation Determinations by Month: Initial & Amended

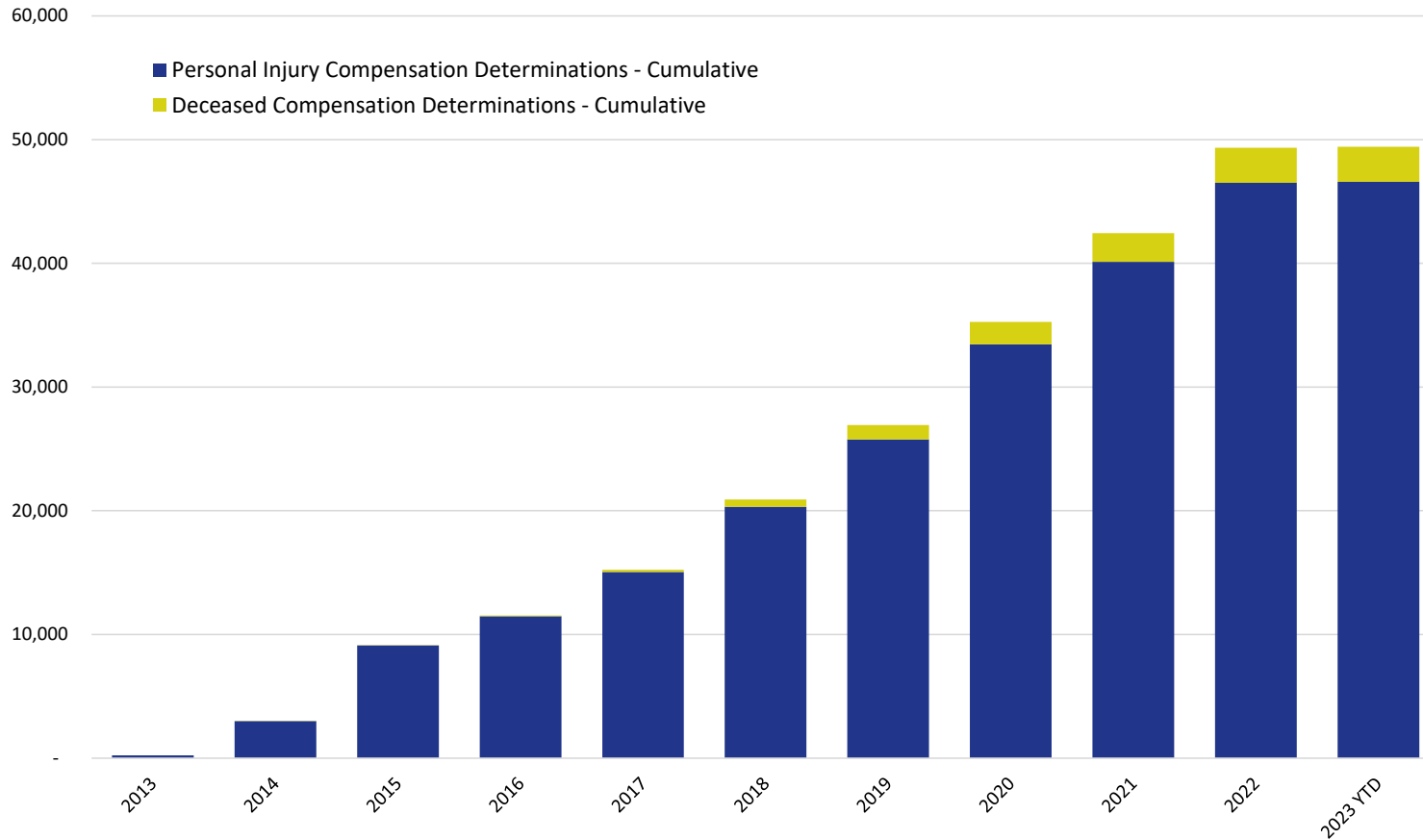


	2022											2023
	Feb	Mar	Apr	May	Jun	Jul	Aug	Sep	Oct	Nov	Dec	Jan
Initial Compensation Determinations	515	653	567	390	761	542	728	489	607	816	406	85
Amended Compensation Determinations	145	134	159	102	216	136	195	171	85	504	141	46

**NOTE:** This chart includes only those compensation determinations for which the claimant has been notified by the VCF in writing of the amount of their award. Once a claimant is notified, the determination is counted on this chart, but it is reflected in the month in which the award was finalized and deemed ready for final quality checks, not in the month in which the claimant was notified. The VCF process includes a series of quality checks that are completed before a claimant is notified. These quality checks may take several weeks or longer. This means that there are claims for which substantive review has been completed but they are not counted on this chart because the claimant has not yet been notified of the award. This also means that the monthly numbers shown here for prior months will change from one report to the next as claims completed in earlier months finish the quality check process and claimants are notified.

## VCF Program Statistics As of January 31, 2023

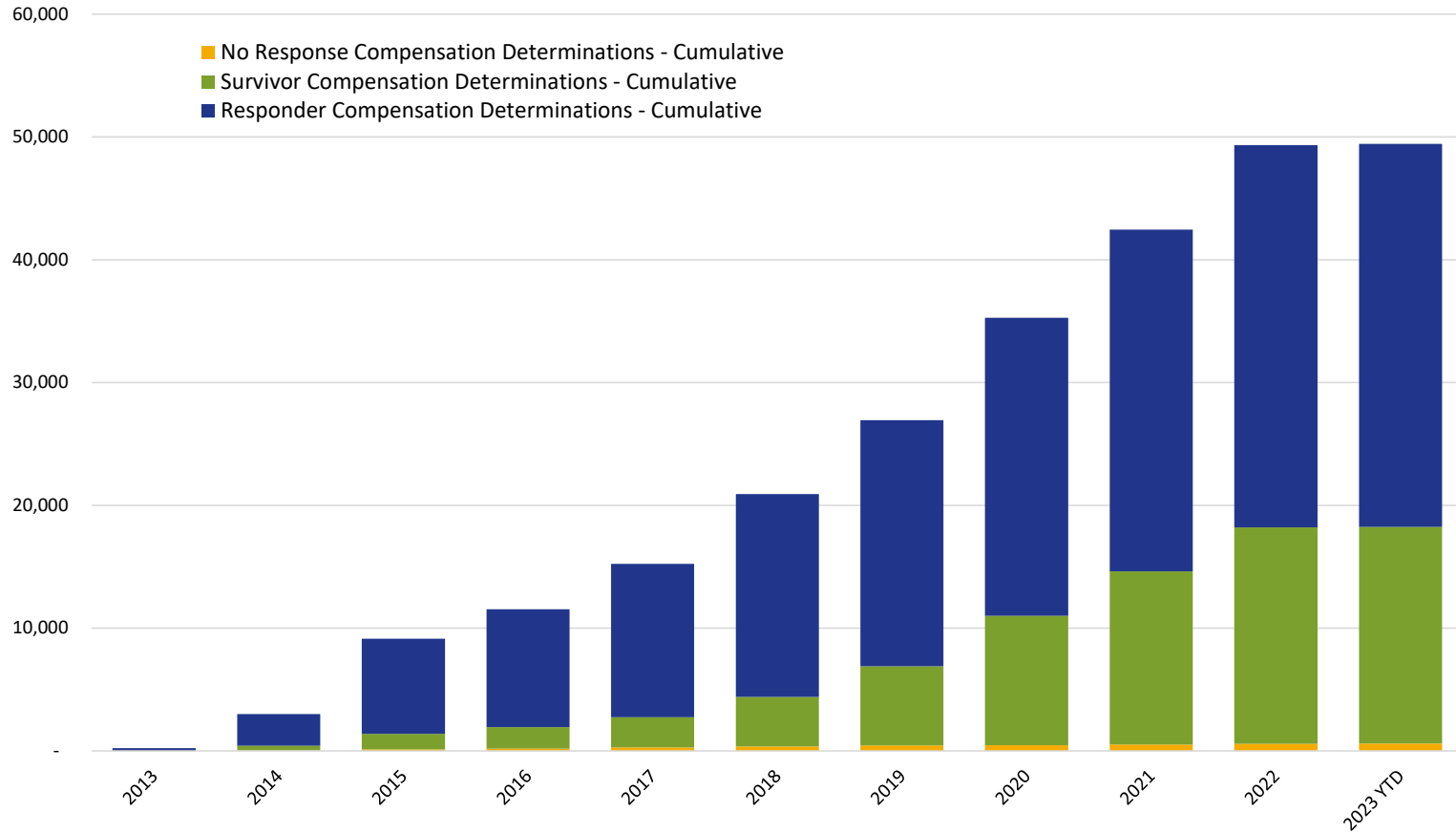
### Cumulative Claims with Compensation Determinations Personal Injury & Deceased



	2013	2014	2015	2016	2017	2018	2019	2020	2021	2022	2023 YTD
Personal Injury Compensation Determinations - Cumulative	225	2,999	9,112	11,474	15,058	20,319	25,774	33,454	40,128	46,517	46,594
Deceased Compensation Determinations - Cumulative	-	8	20	54	183	595	1,161	1,812	2,316	2,824	2,832

## VCF Program Statistics As of January 31, 2023

### Cumulative Claims with Compensation Determinations Responder & Survivor



	2013	2014	2015	2016	2017	2018	2019	2020	2021	2022	2023 YTD
Responder Compensation Determinations - Cumulative	218	2,579	7,739	9,595	12,491	16,512	20,032	24,269	27,827	31,144	31,187
Survivor Compensation Determinations - Cumulative	6	403	1,263	1,740	2,465	4,032	6,461	10,524	14,091	17,605	17,643
No Response Compensation Determinations - Cumulative	1	25	130	193	285	370	442	473	526	592	596