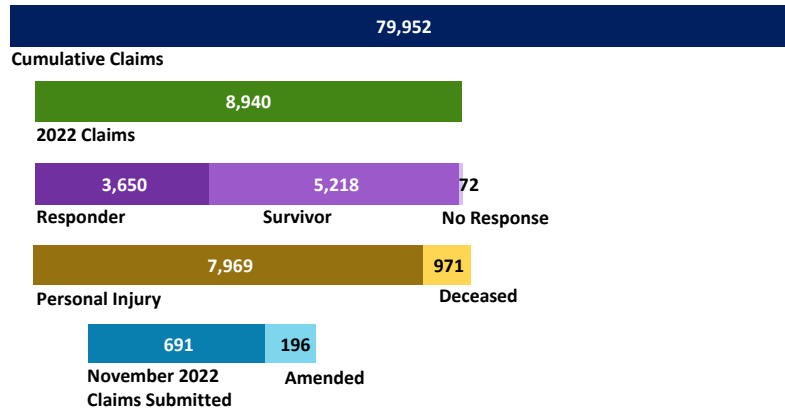


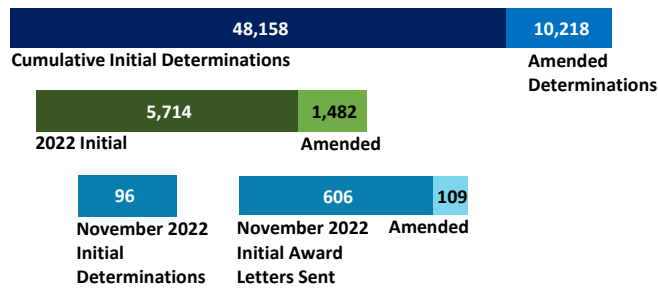
# VCF Program Statistics As of November 30, 2022

## VCF At-A-Glance


### CLAIMS SUBMITTED



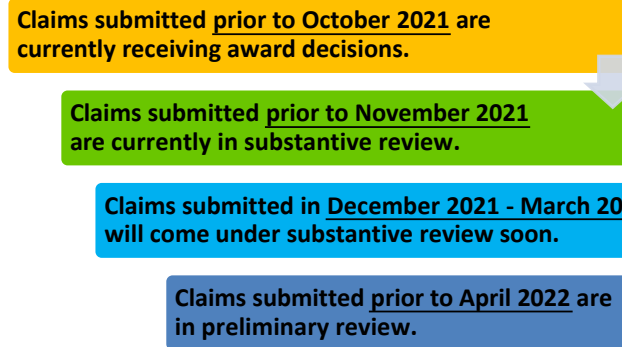
### DETERMINATIONS RENDERED



### DOLLARS AWARDED

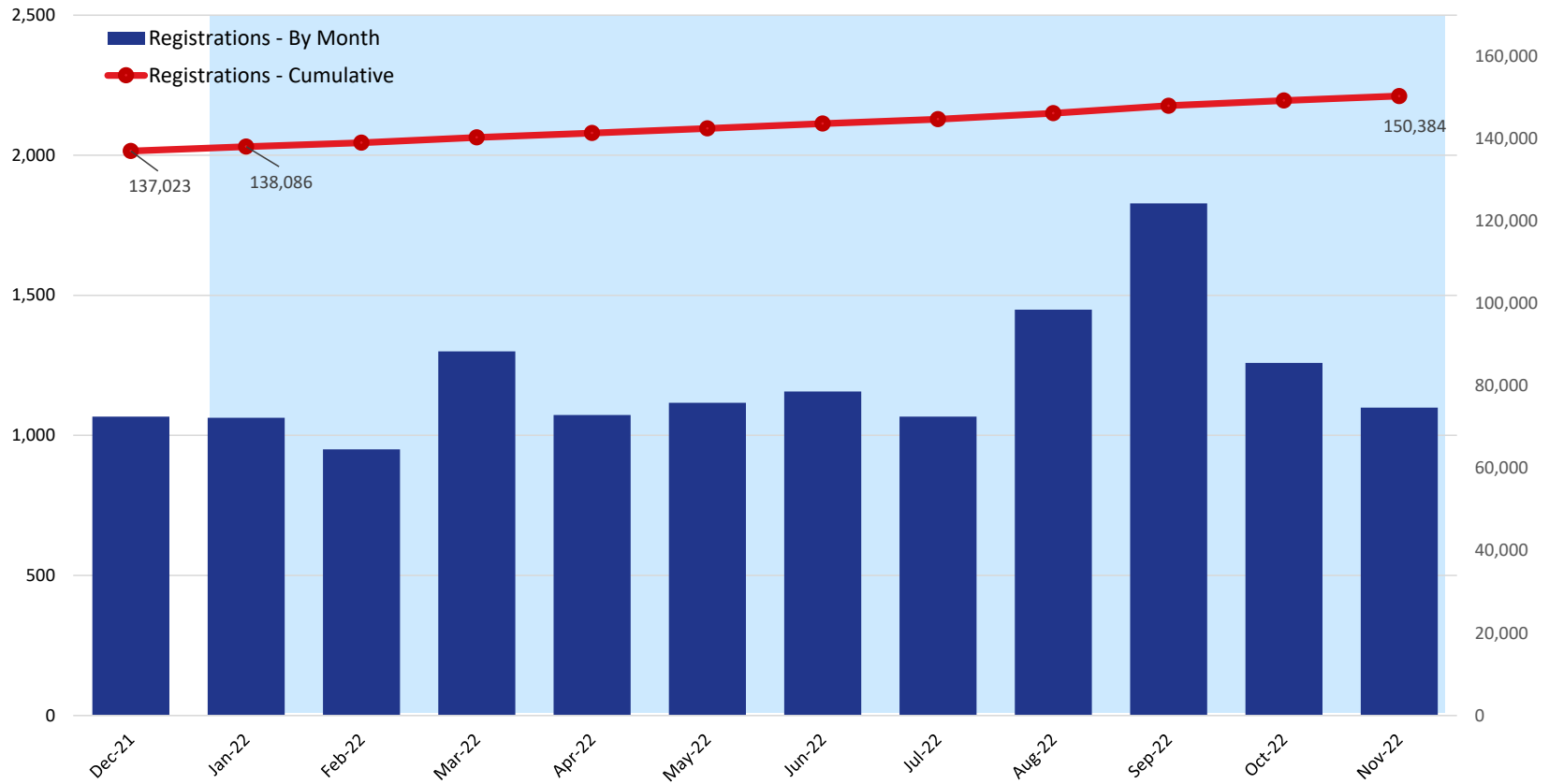


## Claim Review Timeline



## VCF Program Statistics As of November 30, 2022

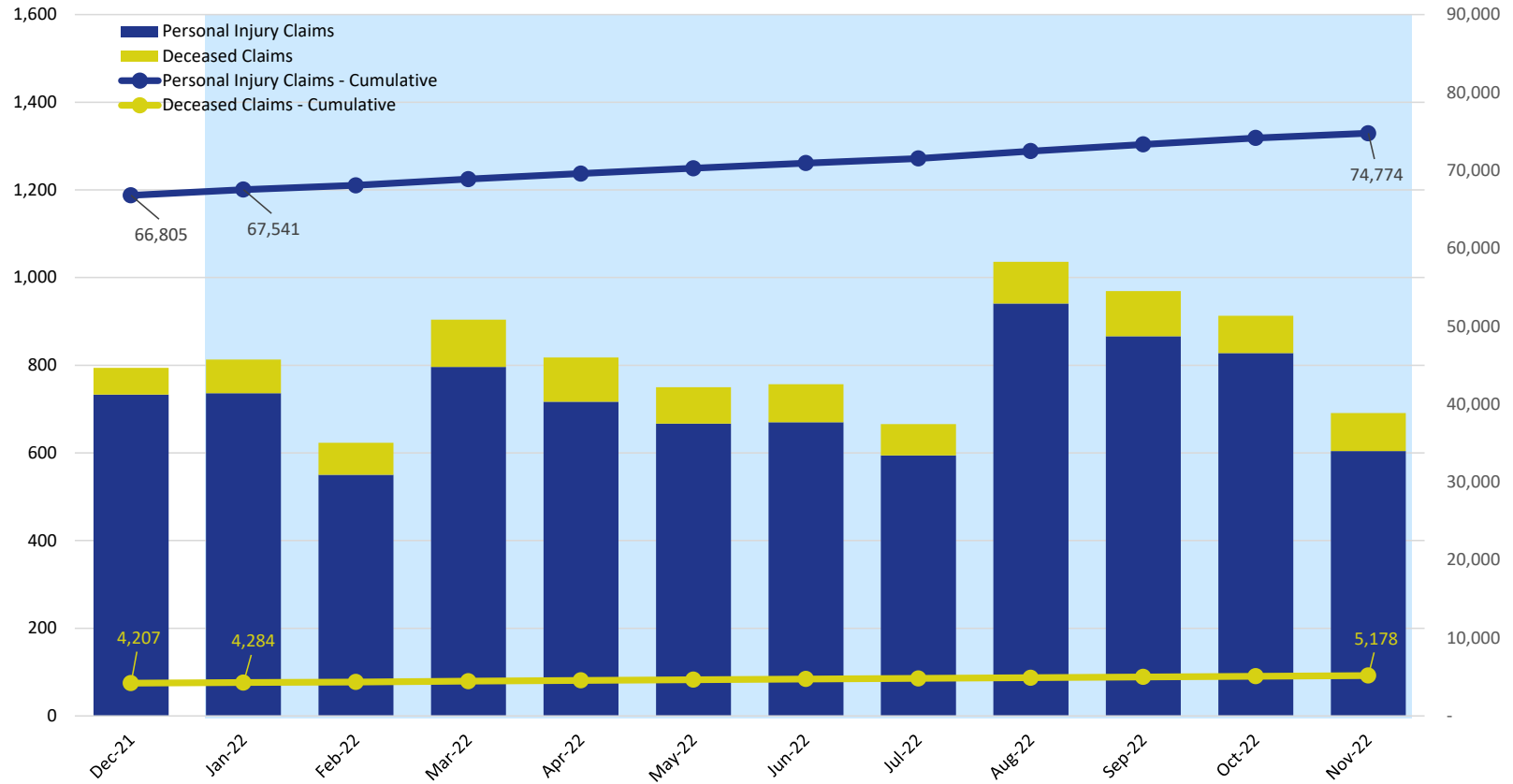
### Unique Registrations



	2021	2022										
	Dec	Jan	Feb	Mar	Apr	May	Jun	Jul	Aug	Sep	Oct	Nov
Registrations - By Month	1,067	1,063	950	1,300	1,073	1,116	1,157	1,067	1,449	1,828	1,259	1,099
Registrations - Cumulative	137,023	138,086	139,036	140,336	141,409	142,525	143,682	144,749	146,198	148,026	149,285	150,384

## VCF Program Statistics As of November 30, 2022

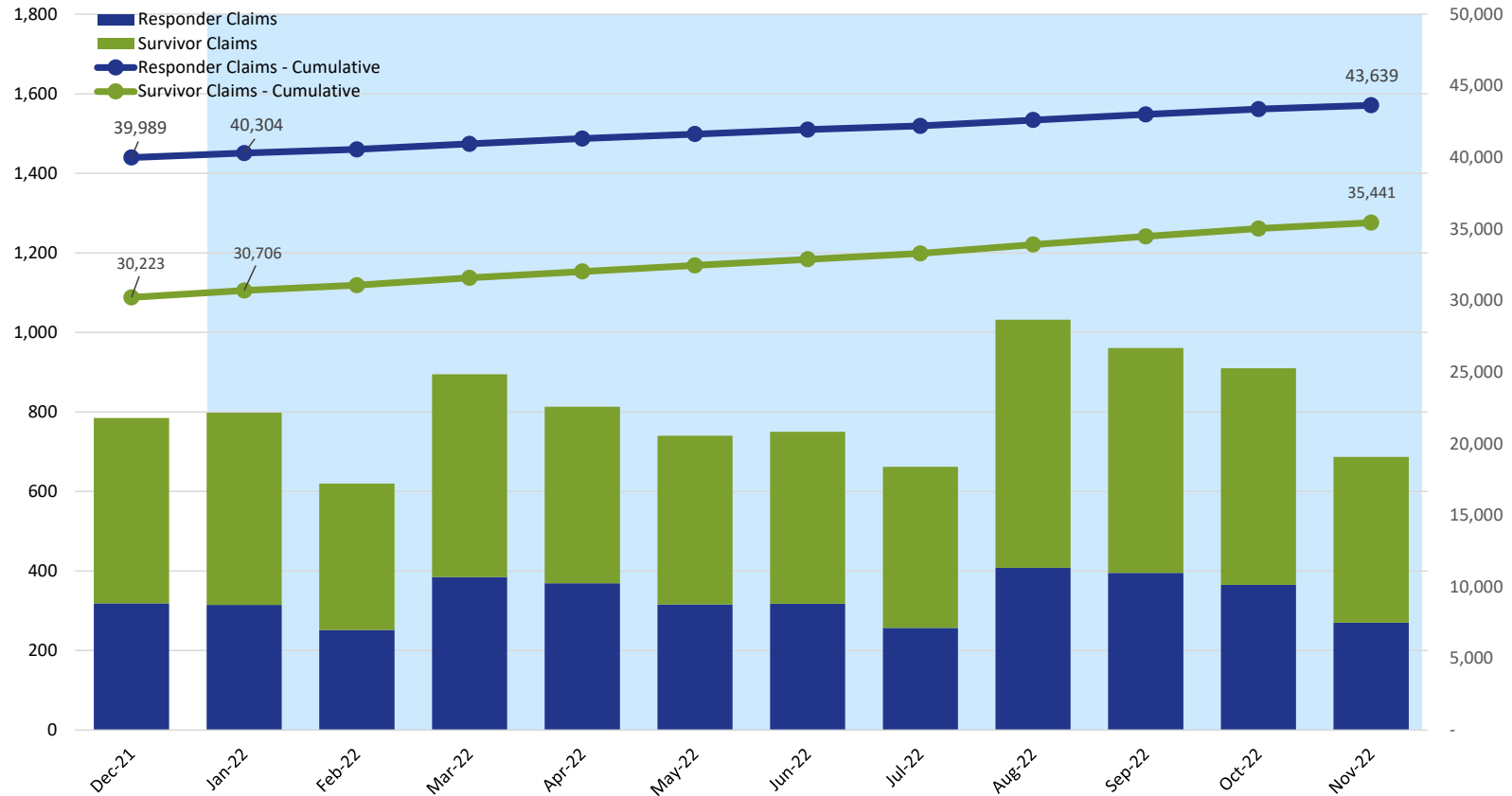
### Claims Submitted by Month: Personal Injury & Deceased



	2021	2022										
	Dec	Jan	Feb	Mar	Apr	May	Jun	Jul	Aug	Sep	Oct	Nov
Personal Injury Claims	733	736	550	796	717	667	670	594	941	866	828	604
Deceased Claims	61	77	73	108	101	83	87	72	95	103	85	87
Unknown Claims	-	-	-	-	-	-	-	-	-	-	-	-
Claims - Cumulative	71,012	71,825	72,448	73,352	74,170	74,920	75,677	76,343	77,379	78,348	79,261	79,952

## VCF Program Statistics As of November 30, 2022

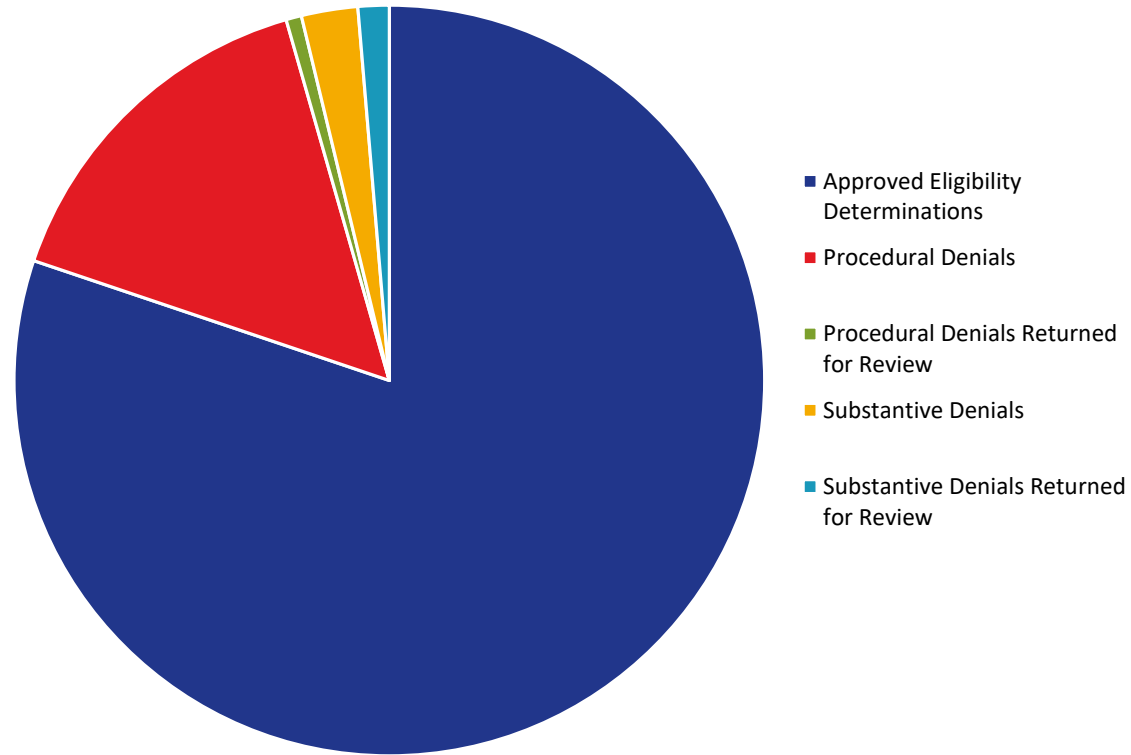
Claims Submitted by Month: Responder & Survivor



	2021	2022											
	Dec	Jan	Feb	Mar	Apr	May	Jun	Jul	Aug	Sep	Oct	Nov	
Responder Claims	319	315	252	385	369	316	318	257	408	395	365	270	
Survivor Claims	466	483	368	510	444	424	432	405	624	566	545	417	
No Response Claims	9	15	3	9	5	10	7	4	4	8	3	4	
Claims - Cumulative	71,012	71,825	72,448	73,352	74,170	74,920	75,677	76,343	77,379	78,348	79,261	79,952	

## VCF Program Statistics As of November 30, 2022

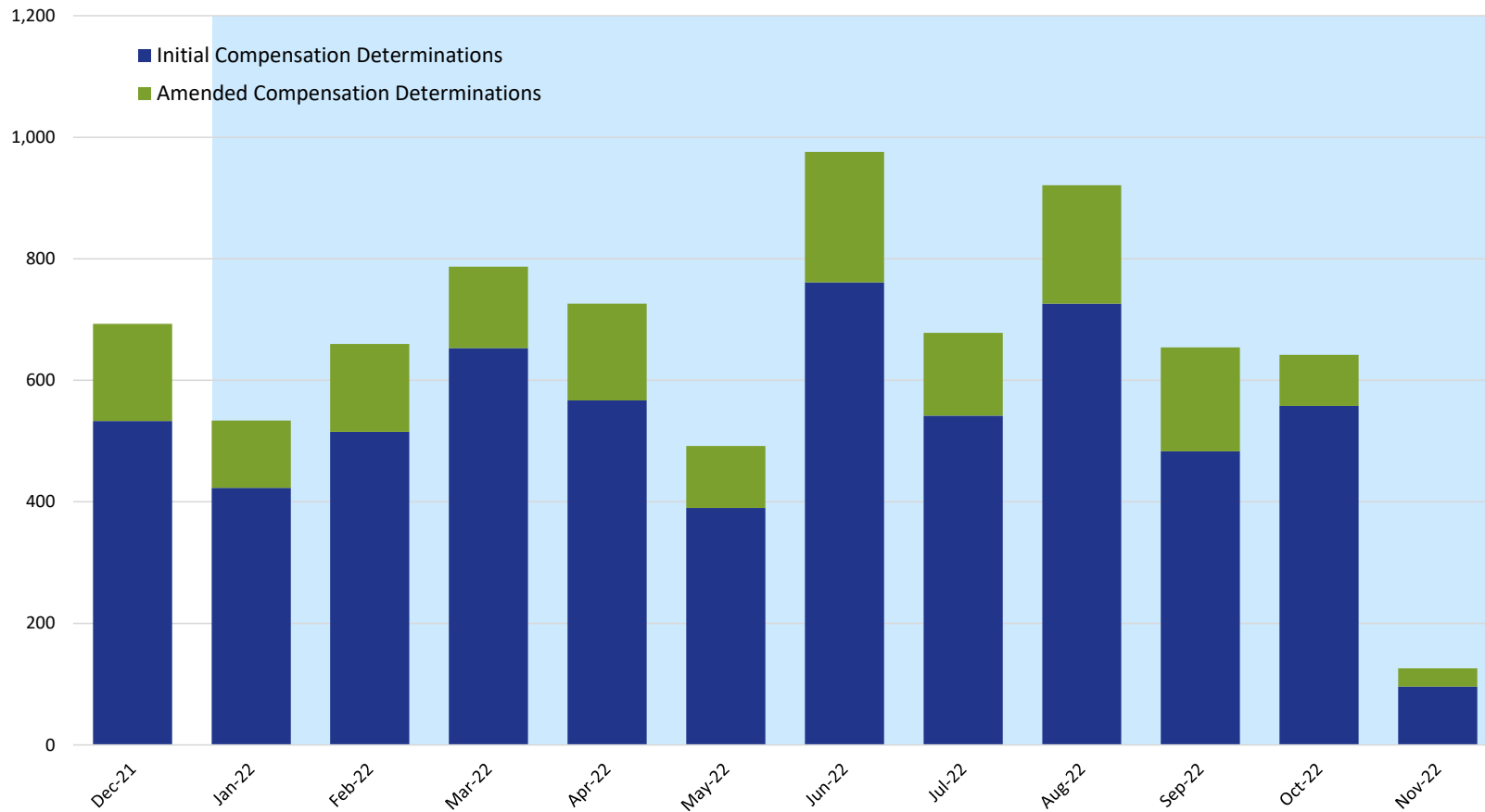
### Eligibility



	2021	2022										
	Dec	Jan	Feb	Mar	Apr	May	Jun	Jul	Aug	Sep	Oct	Nov
Approved Eligibility Determinations	43,274	43,659	44,196	44,862	45,426	45,876	46,712	47,263	48,048	48,597	49,253	50,064
Procedural Denials	7,795	7,832	7,928	8,020	8,160	8,224	8,366	8,451	8,476	8,556	8,973	9,611
Procedural Denials Returned for Review	365	367	370	374	382	389	394	399	401	402	412	416
Substantive Denials	1,237	1,255	1,271	1,295	1,305	1,321	1,348	1,364	1,385	1,399	1,438	1,516
Substantive Denials Returned for Review	389	421	463	505	532	568	620	661	717	749	822	837

## VCF Program Statistics As of November 30, 2022

### Compensation Determinations by Month: Initial & Amended

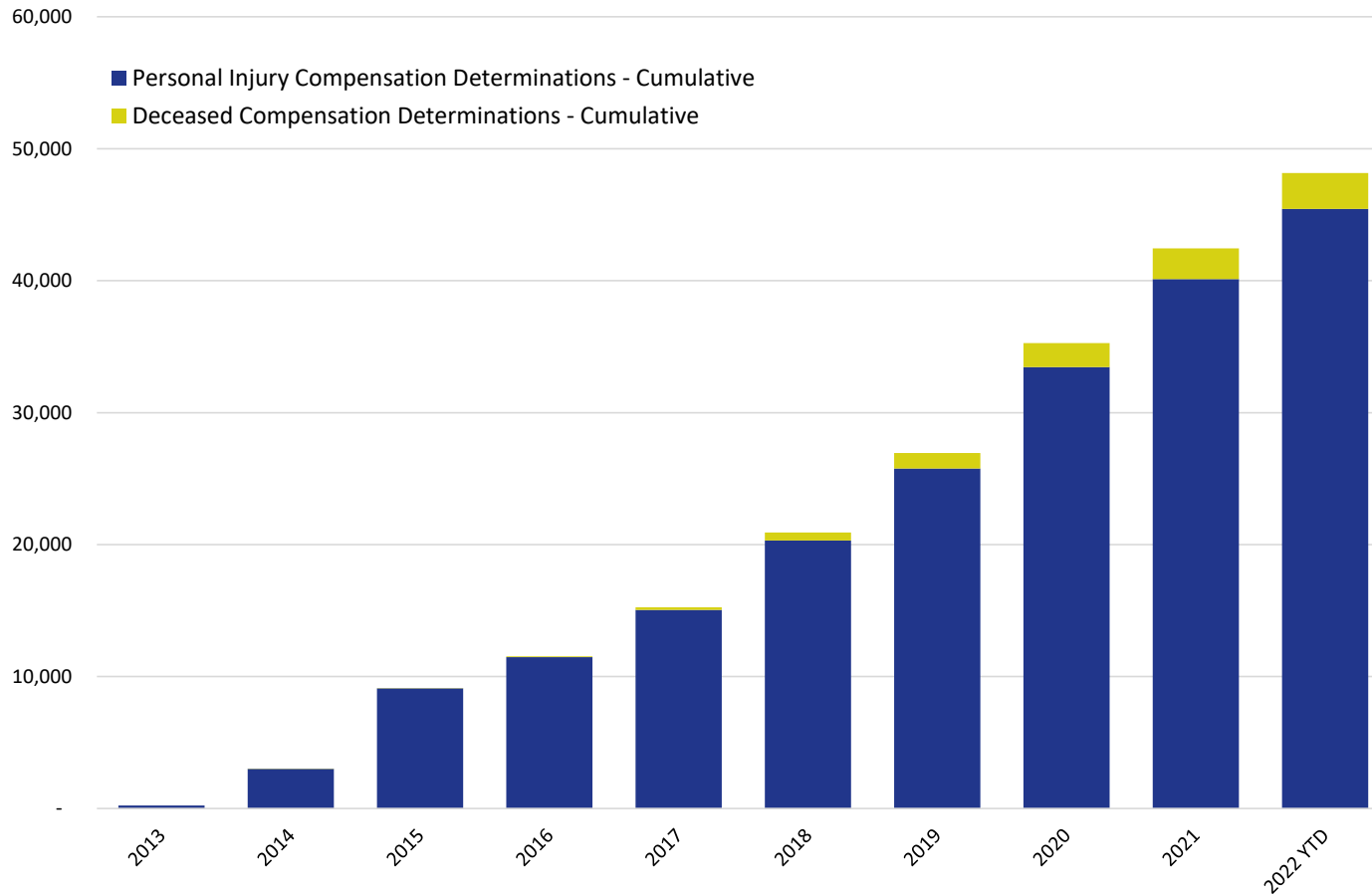


	2021	2022											
	Dec	Jan	Feb	Mar	Apr	May	Jun	Jul	Aug	Sep	Oct	Nov	
Initial Compensation Determinations	533	423	515	653	567	390	761	542	726	483	558	96	
Amended Compensation Determinations	160	111	145	134	159	102	215	136	195	171	84	30	

**NOTE:** This chart includes only those compensation determinations for which the claimant has been notified by the VCF in writing of the amount of their award. Once a claimant is notified, the determination is counted on this chart, but it is reflected in the month in which the award was finalized and deemed ready for final quality checks, not in the month in which the claimant was notified. The VCF process includes a series of quality checks that are completed before a claimant is notified. These quality checks may take several weeks or longer. This means that there are claims for which substantive review has been completed but they are not counted on this chart because the claimant has not yet been notified of the award. This also means that the monthly numbers shown here for prior months will change from one report to the next as claims completed in earlier months finish the quality check process and claimants are notified.

## VCF Program Statistics As of November 30, 2022

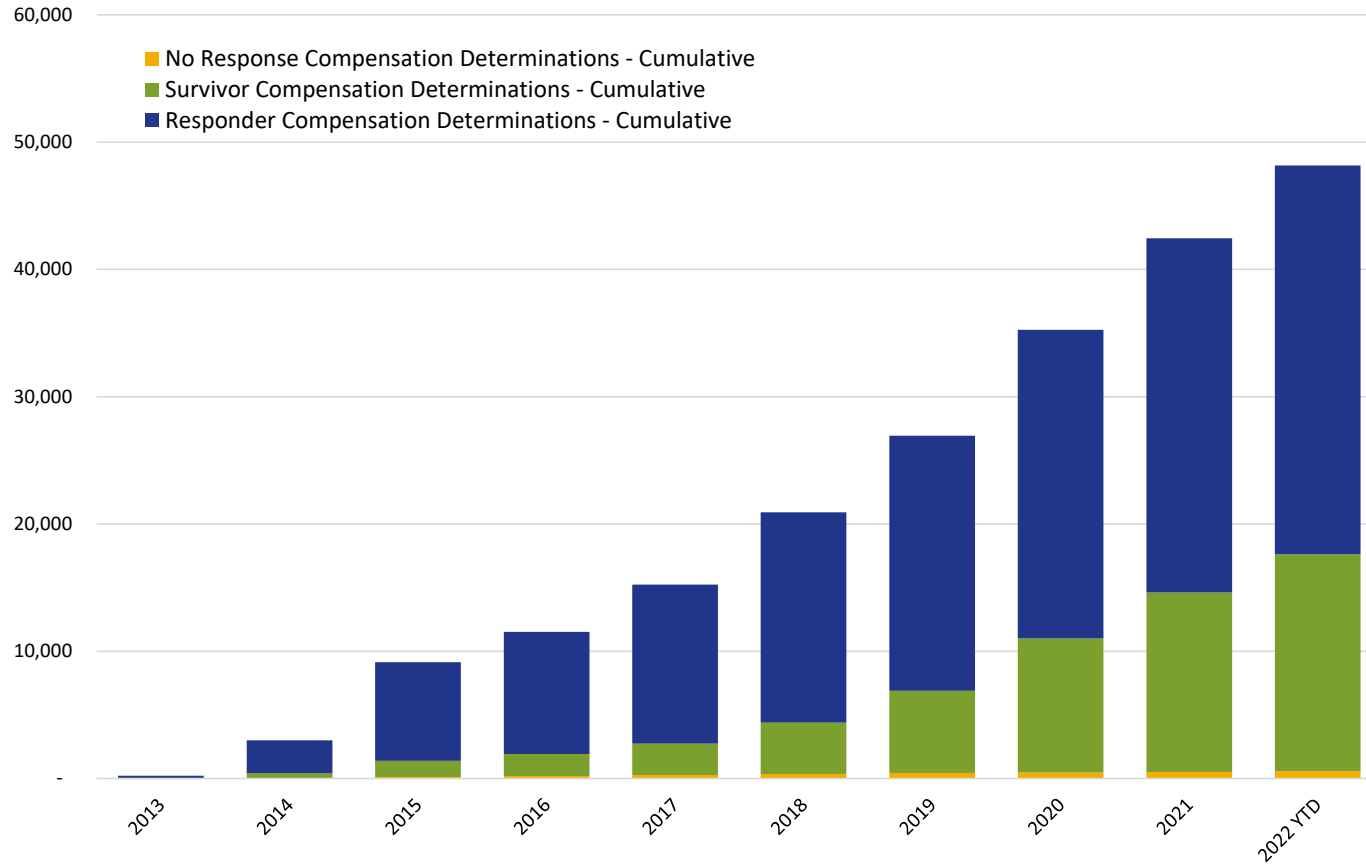
### Cumulative Claims with Compensation Determinations Personal Injury & Deceased



	2013	2014	2015	2016	2017	2018	2019	2020	2021	2022 YTD
Personal Injury Compensation Determinations - Cumulative	225	2,999	9,112	11,474	15,058	20,319	25,774	33,454	40,129	45,443
Deceased Compensation Determinations - Cumulative	-	8	20	54	183	595	1,161	1,812	2,315	2,715

## VCF Program Statistics As of November 30, 2022

### Cumulative Claims with Compensation Determinations Responder & Survivor



	2013	2014	2015	2016	2017	2018	2019	2020	2021	2022 YTD
Responder Compensation Determinations - Cumulative	218	2,579	7,739	9,595	12,491	16,512	20,032	24,269	27,827	30,532
Survivor Compensation Determinations - Cumulative	6	403	1,263	1,740	2,465	4,032	6,461	10,524	14,091	17,040
No Response Compensation Determinations - Cumulative	1	25	130	193	285	370	442	473	526	586