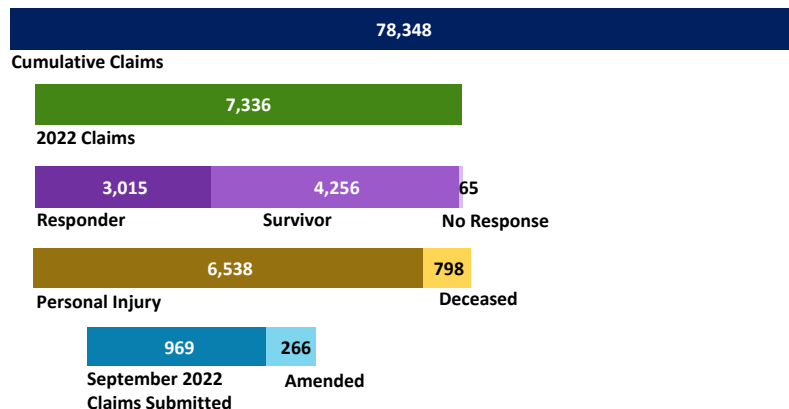


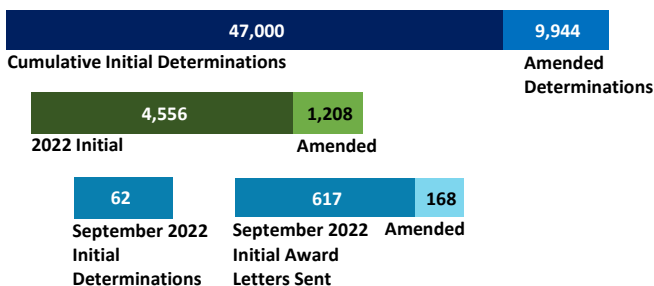
# VCF Program Statistics As of September 30, 2022

## VCF At-A-Glance


### CLAIMS SUBMITTED



### DETERMINATIONS RENDERED



### DOLLARS AWARDED



## Claim Review Timeline

Claims submitted prior to July 2021 are currently receiving award decisions.

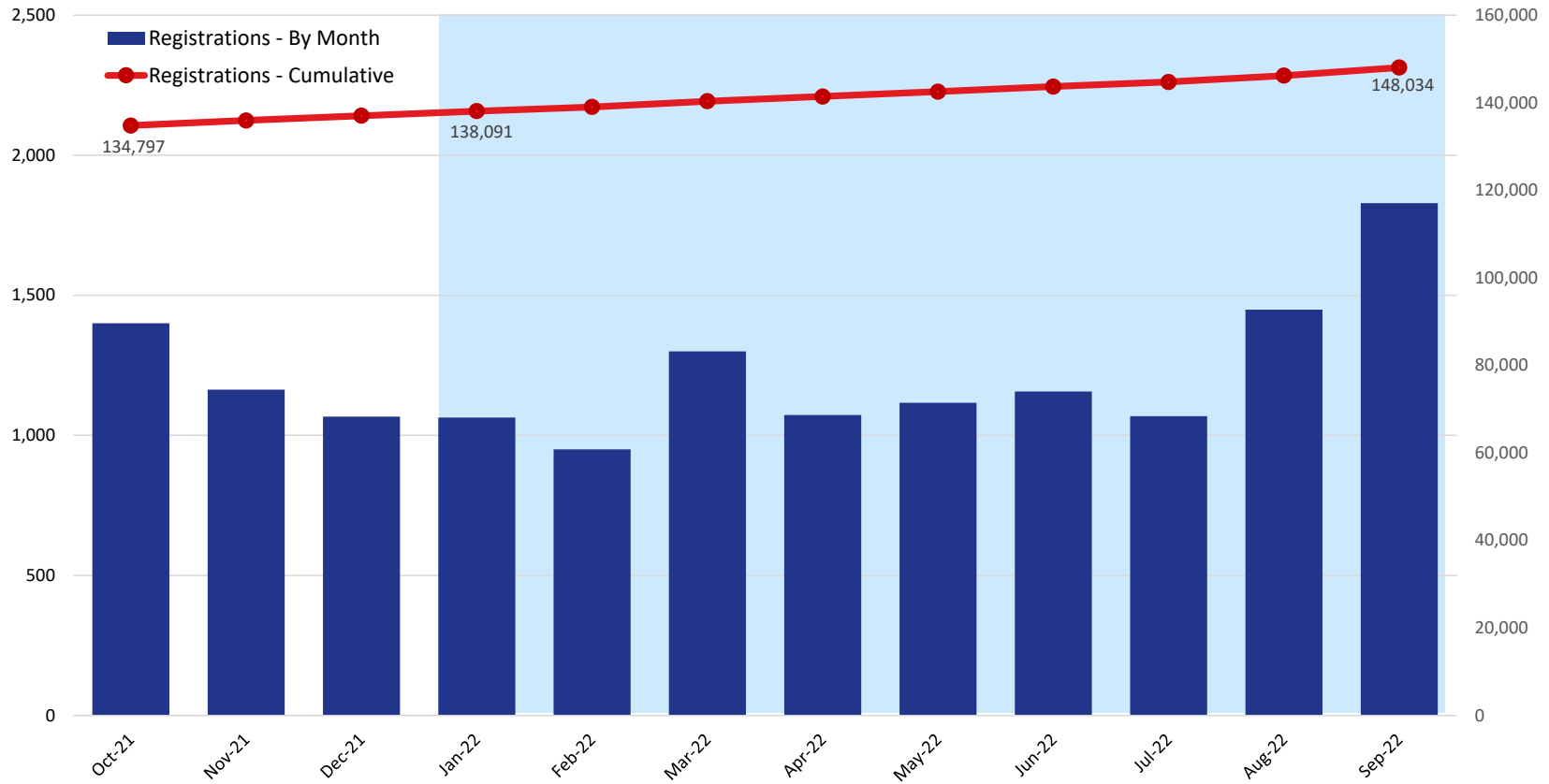
Claims submitted prior to August 2021 are currently in substantive review.

Claims submitted in September 2021 - February 2022 will come under substantive review soon.

Claims submitted in prior to March 2022 are in preliminary review.

## VCF Program Statistics As of September 30, 2022

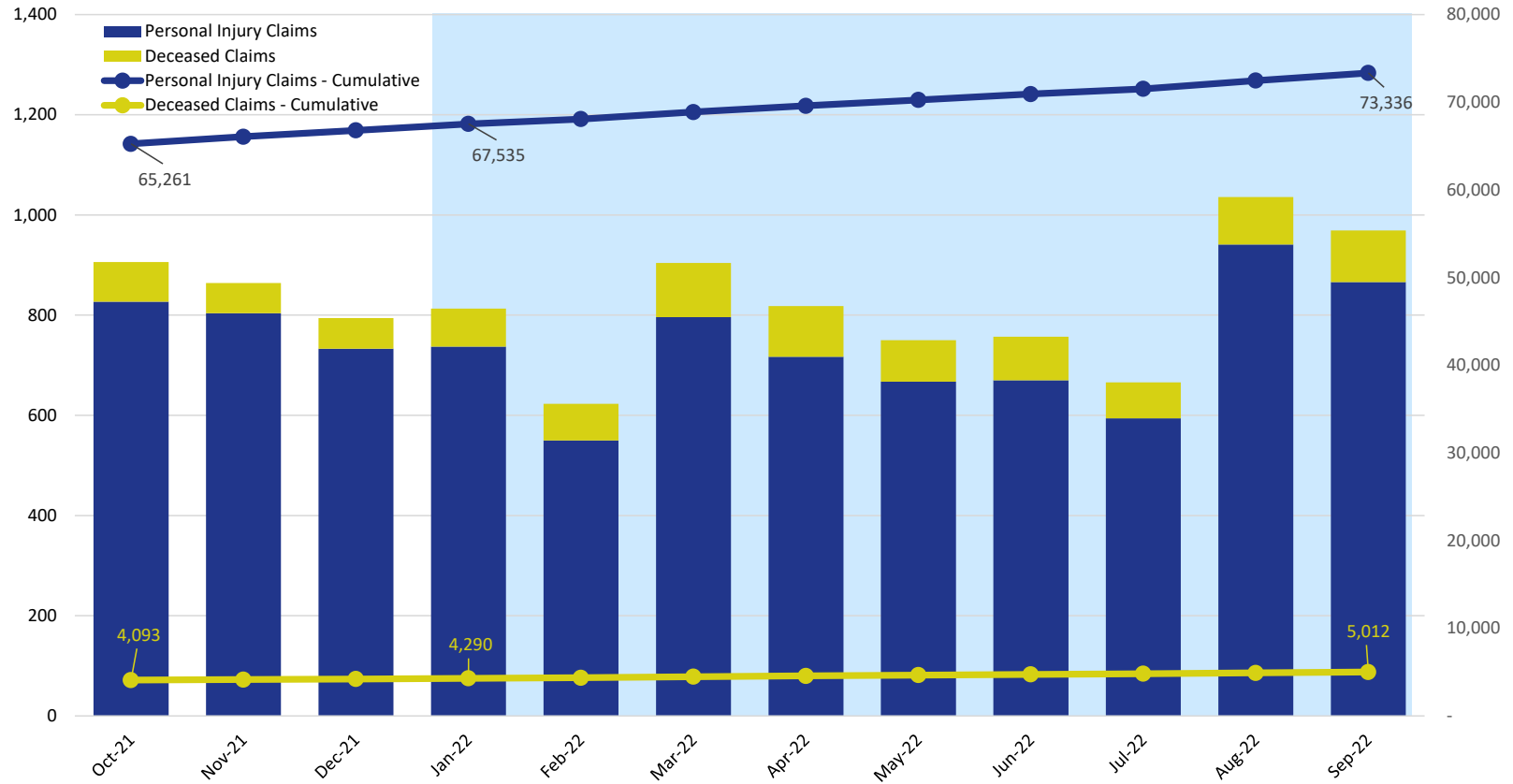
### Unique Registrations



	2021			2022								
	Oct	Nov	Dec	Jan	Feb	Mar	Apr	May	Jun	Jul	Aug	Sep
Registrations - By Month	1,400	1,163	1,067	1,064	950	1,300	1,073	1,116	1,157	1,069	1,449	1,829
Registrations - Cumulative	134,797	135,960	137,027	138,091	139,041	140,341	141,414	142,530	143,687	144,756	146,205	148,034

## VCF Program Statistics As of September 30, 2022

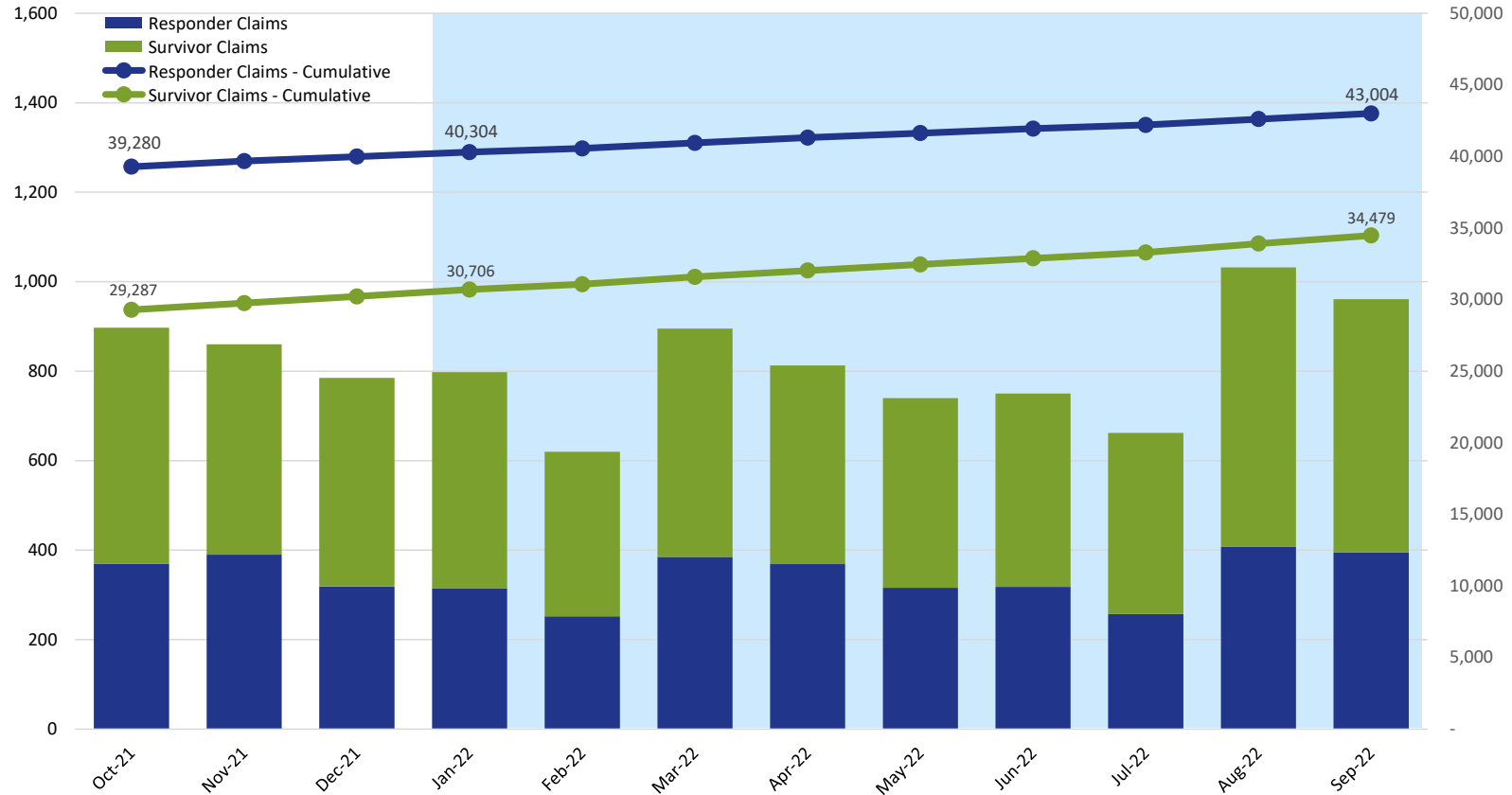
### Claims Submitted by Month: Personal Injury & Deceased



	2021			2022								
	Oct	Nov	Dec	Jan	Feb	Mar	Apr	May	Jun	Jul	Aug	Sep
Personal Injury Claims	827	804	733	737	550	796	717	667	670	594	941	866
Deceased Claims	79	60	61	76	73	108	101	83	87	72	95	103
Unknown Claims	-	-	-	-	-	-	-	-	-	-	-	-
Claims - Cumulative	69,354	70,218	71,012	71,825	72,448	73,352	74,170	74,920	75,677	76,343	77,379	78,348

## VCF Program Statistics As of September 30, 2022

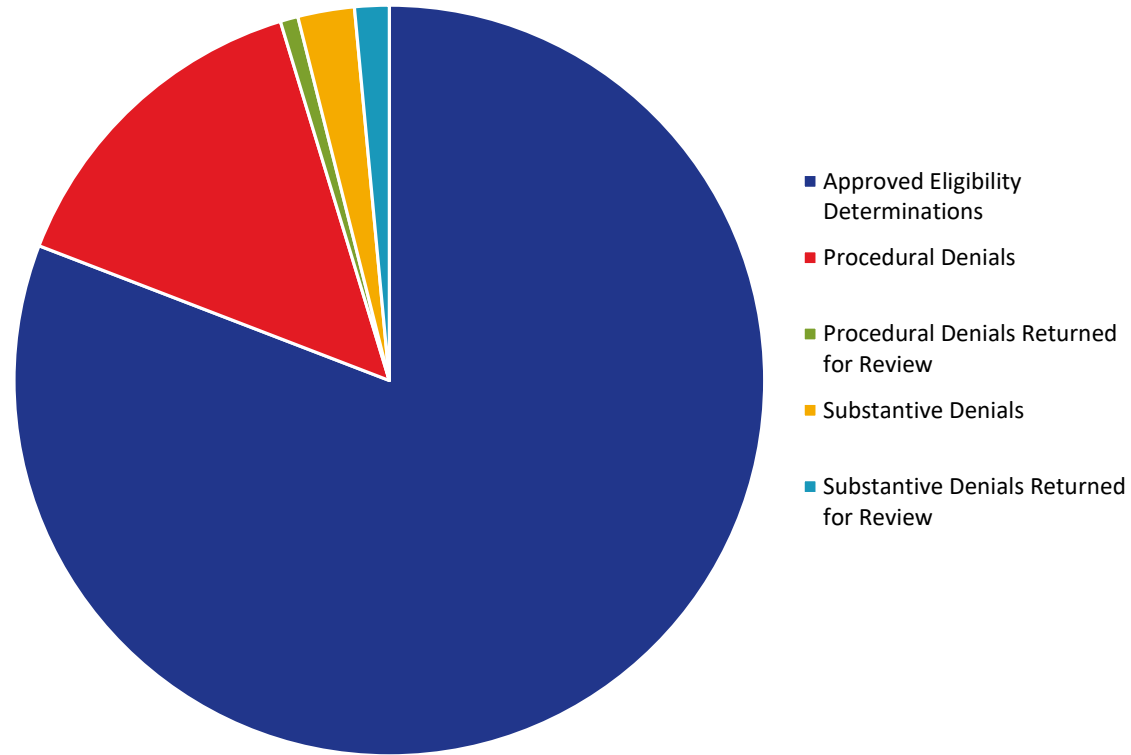
Claims Submitted by Month: Responder & Survivor



	2021			2022								
	Oct	Nov	Dec	Jan	Feb	Mar	Apr	May	Jun	Jul	Aug	Sep
Responder Claims	370	390	319	315	252	385	369	316	318	257	408	395
Survivor Claims	527	470	466	483	368	510	444	424	432	405	624	566
No Response Claims	9	4	9	15	3	9	5	10	7	4	4	8
Claims - Cumulative	69,354	70,218	71,012	71,825	72,448	73,352	74,170	74,920	75,677	76,343	77,379	78,348

## VCF Program Statistics As of September 30, 2022

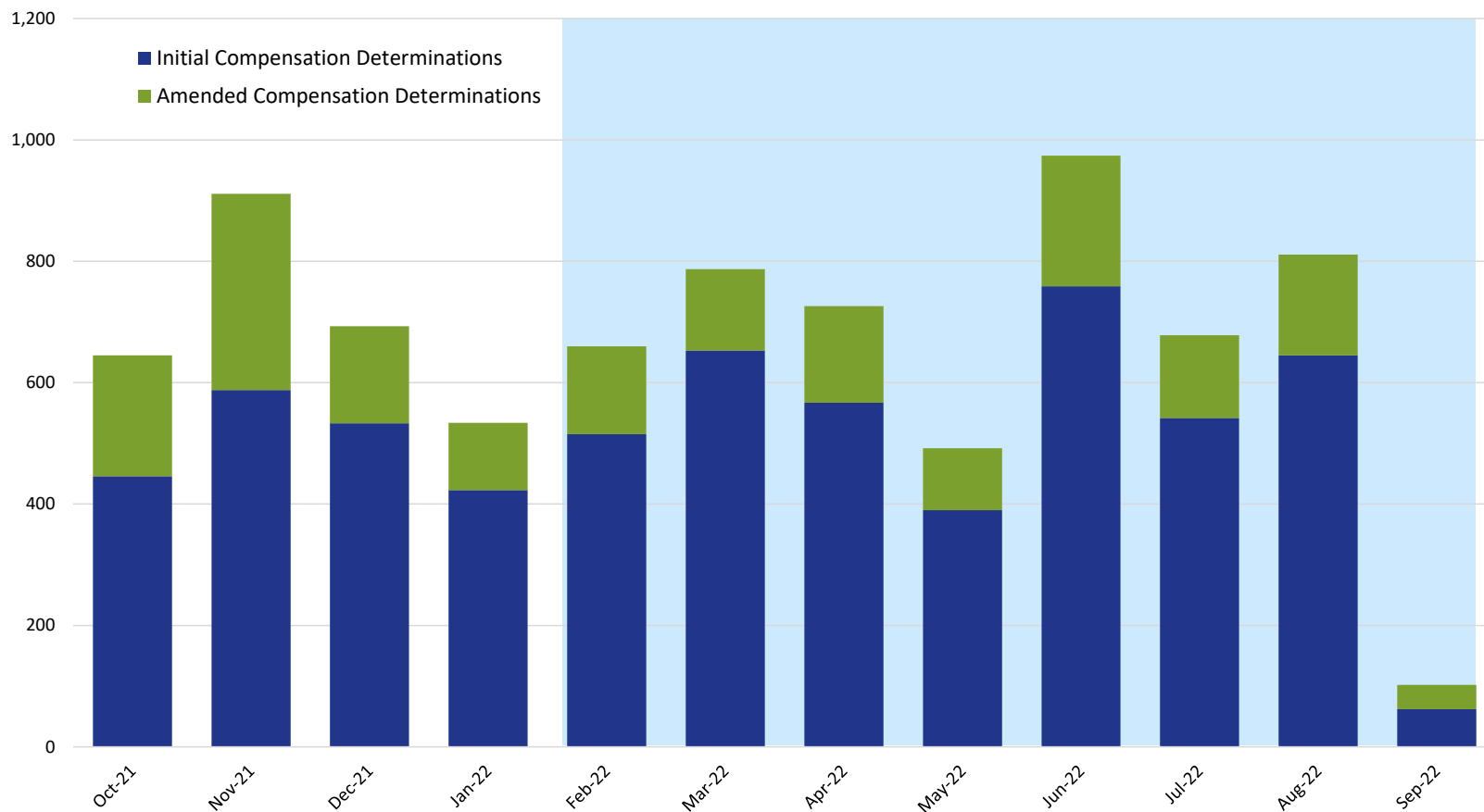
Eligibility



	2021			2022								
	Oct	Nov	Dec	Jan	Feb	Mar	Apr	May	Jun	Jul	Aug	Sep
Approved Eligibility Determinations	42,141	42,738	43,274	43,659	44,196	44,862	45,426	45,876	46,712	47,263	48,048	48,597
Procedural Denials	7,695	7,835	7,925	7,962	8,058	8,152	8,295	8,360	8,504	8,590	8,616	8,697
Procedural Denials Returned for Review	411	418	422	424	429	435	442	451	454	459	460	460
Substantive Denials	1,208	1,236	1,252	1,271	1,288	1,311	1,321	1,337	1,364	1,384	1,418	1,465
Substantive Denials Returned for Review	414	481	521	556	599	647	677	718	783	831	889	893

## VCF Program Statistics As of September 30, 2022

### Compensation Determinations by Month: Initial & Amended

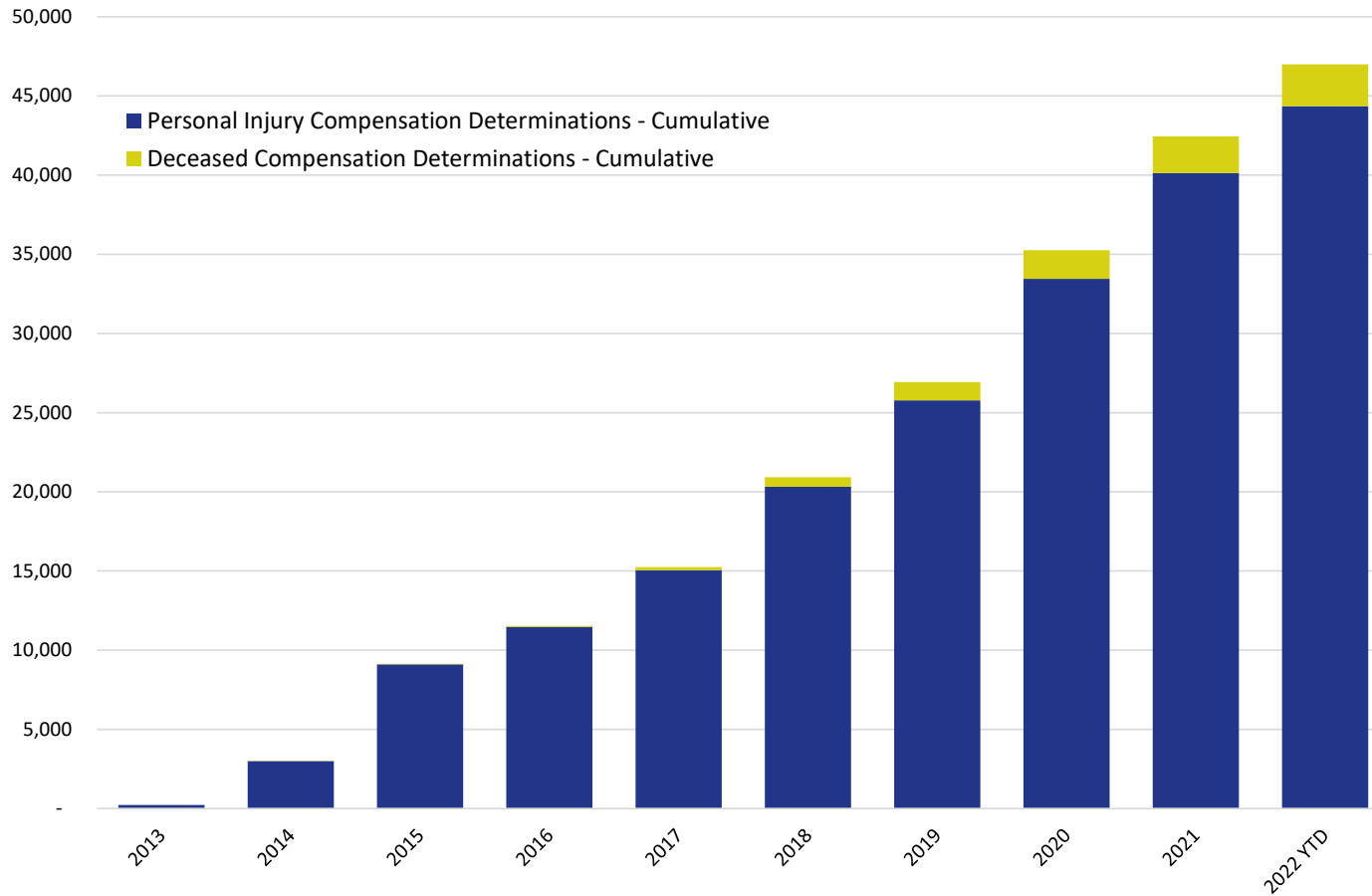


	2021			2022								
	Oct	Nov	Dec	Jan	Feb	Mar	Apr	May	Jun	Jul	Aug	Sep
Initial Compensation Determinations	446	588	533	423	515	653	567	390	759	542	645	62
Amended Compensation Determinations	199	323	160	111	145	134	159	102	215	136	166	40

**NOTE:** This chart includes only those compensation determinations for which the claimant has been notified by the VCF in writing of the amount of their award. Once a claimant is notified, the determination is counted on this chart, but it is reflected in the month in which the award was finalized and deemed ready for final quality checks, not in the month in which the claimant was notified. The VCF process includes a series of quality checks that are completed before a claimant is notified. These quality checks may take several weeks or longer. This means that there are claims for which substantive review has been completed but they are not counted on this chart because the claimant has not yet been notified of the award. This also means that the monthly numbers shown here for prior months will change from one report to the next as claims completed in earlier months finish the quality check process and claimants are notified.

## VCF Program Statistics As of September 30, 2022

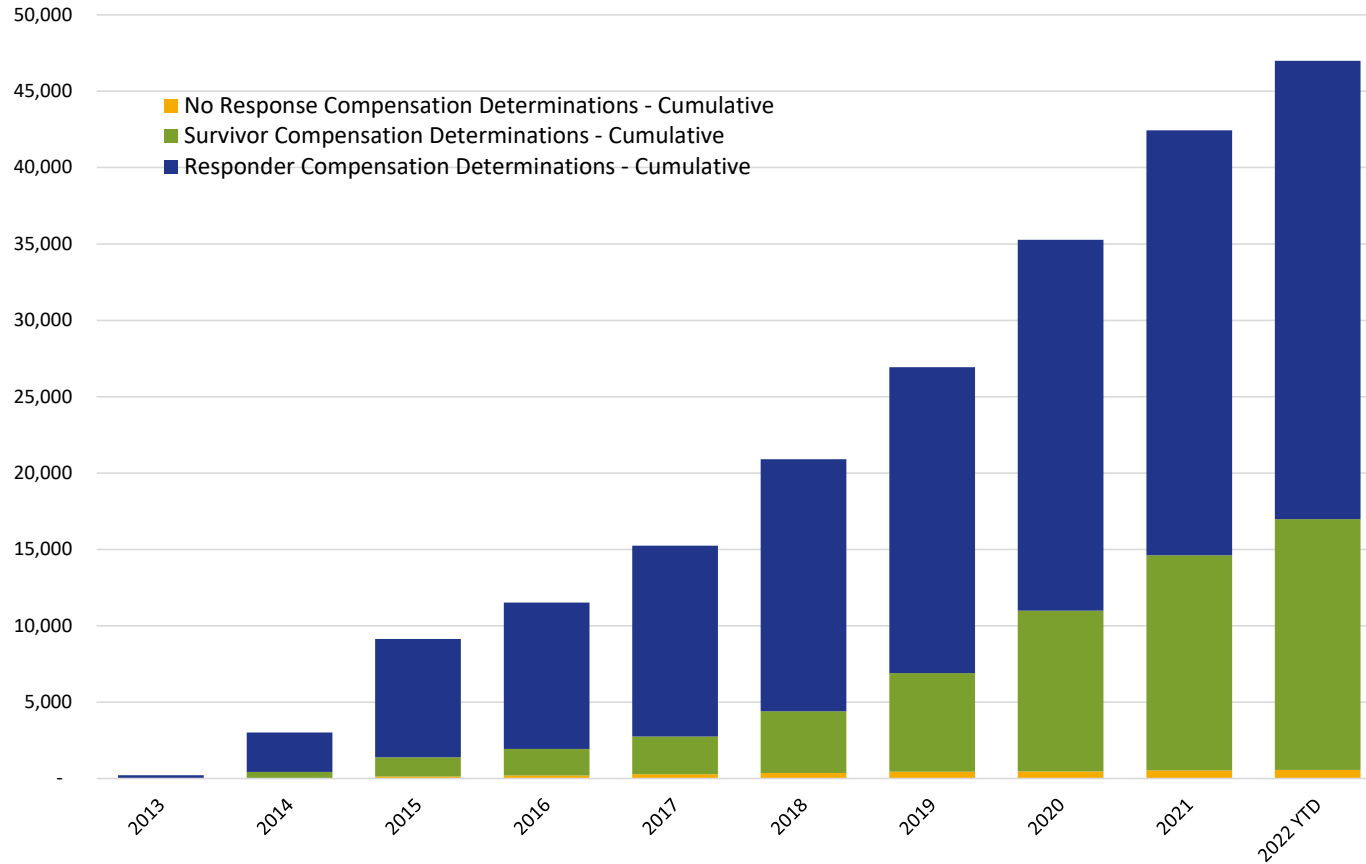
### Cumulative Claims with Compensation Determinations Personal Injury & Deceased



	2013	2014	2015	2016	2017	2018	2019	2020	2021	2022 YTD
Personal Injury Compensation Determinations - Cumulative	225	2,999	9,112	11,474	15,058	20,319	25,774	33,454	40,129	44,353
Deceased Compensation Determinations - Cumulative	-	8	20	54	183	595	1,161	1,812	2,315	2,647

## VCF Program Statistics As of September 30, 2022

### Cumulative Claims with Compensation Determinations Responder & Survivor



	2013	2014	2015	2016	2017	2018	2019	2020	2021	2022 YTD
Responder Compensation Determinations - Cumulative	218	2,579	7,739	9,595	12,491	16,512	20,032	24,269	27,827	30,018
Survivor Compensation Determinations - Cumulative	6	403	1,263	1,740	2,465	4,032	6,461	10,524	14,091	16,410
No Response Compensation Determinations - Cumulative	1	25	130	193	285	370	442	473	526	572