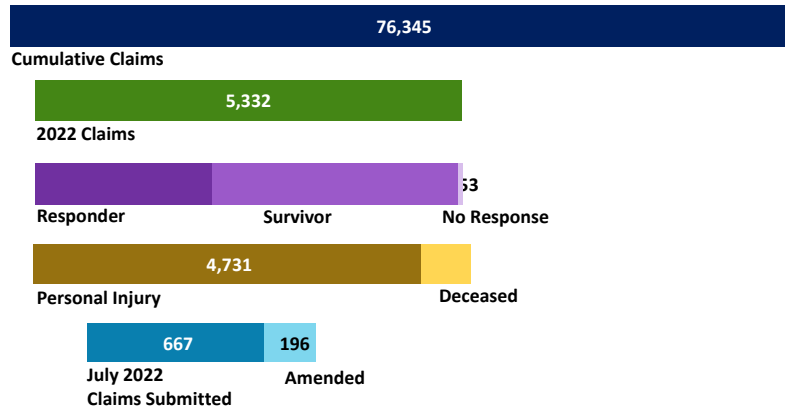


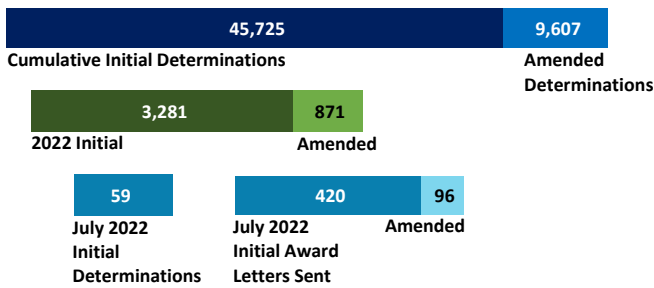
# VCF Program Statistics As of July 31, 2022

## VCF At-A-Glance


### CLAIMS SUBMITTED



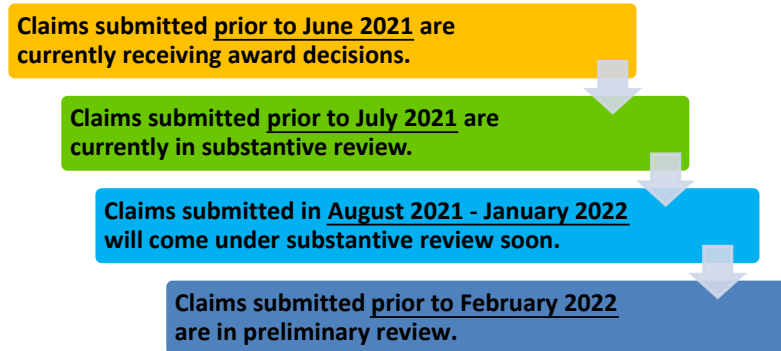
### DETERMINATIONS RENDERED



### DOLLARS AWARDED

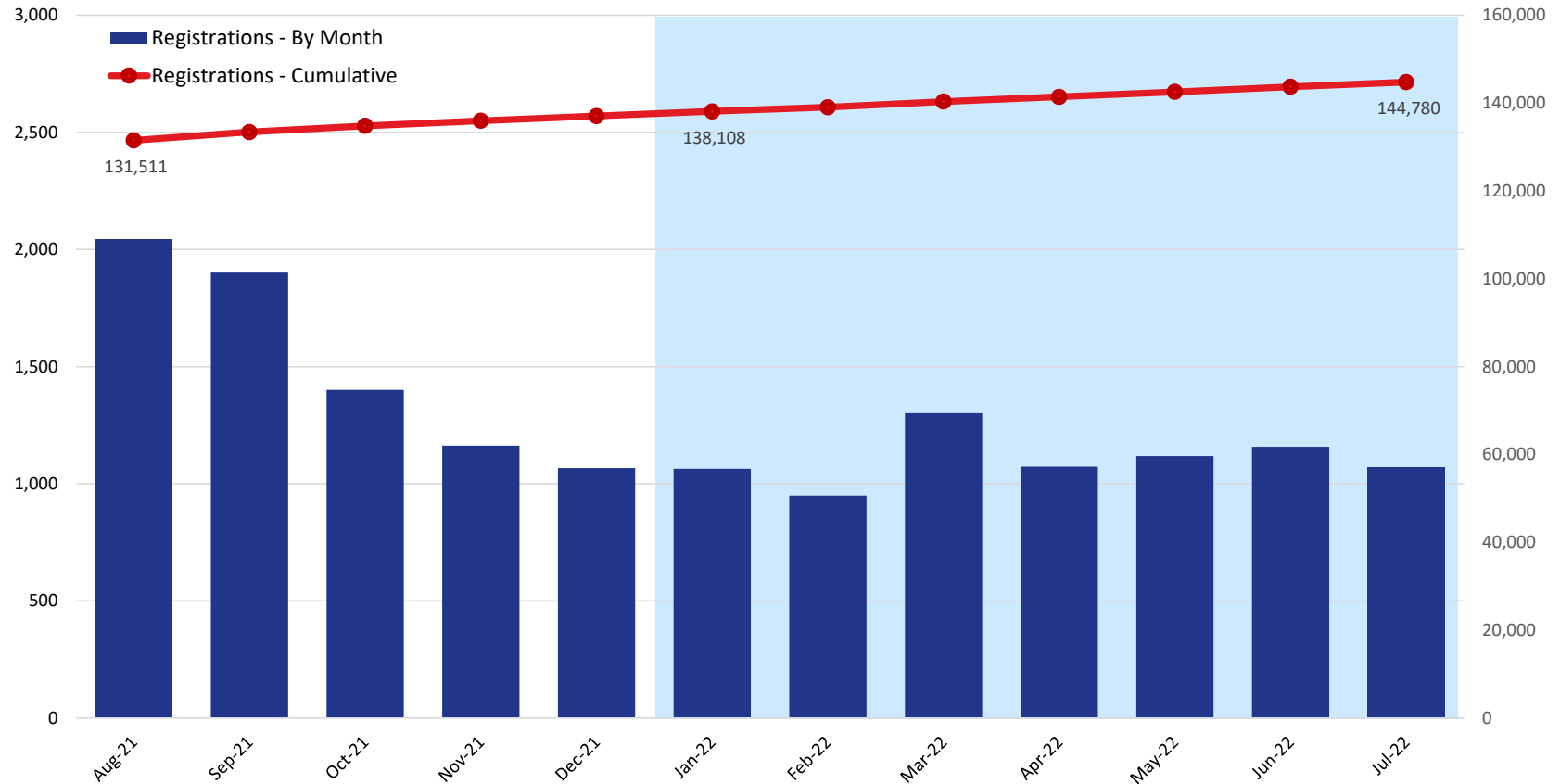


## Claim Review Timeline



## VCF Program Statistics As of July 31, 2022

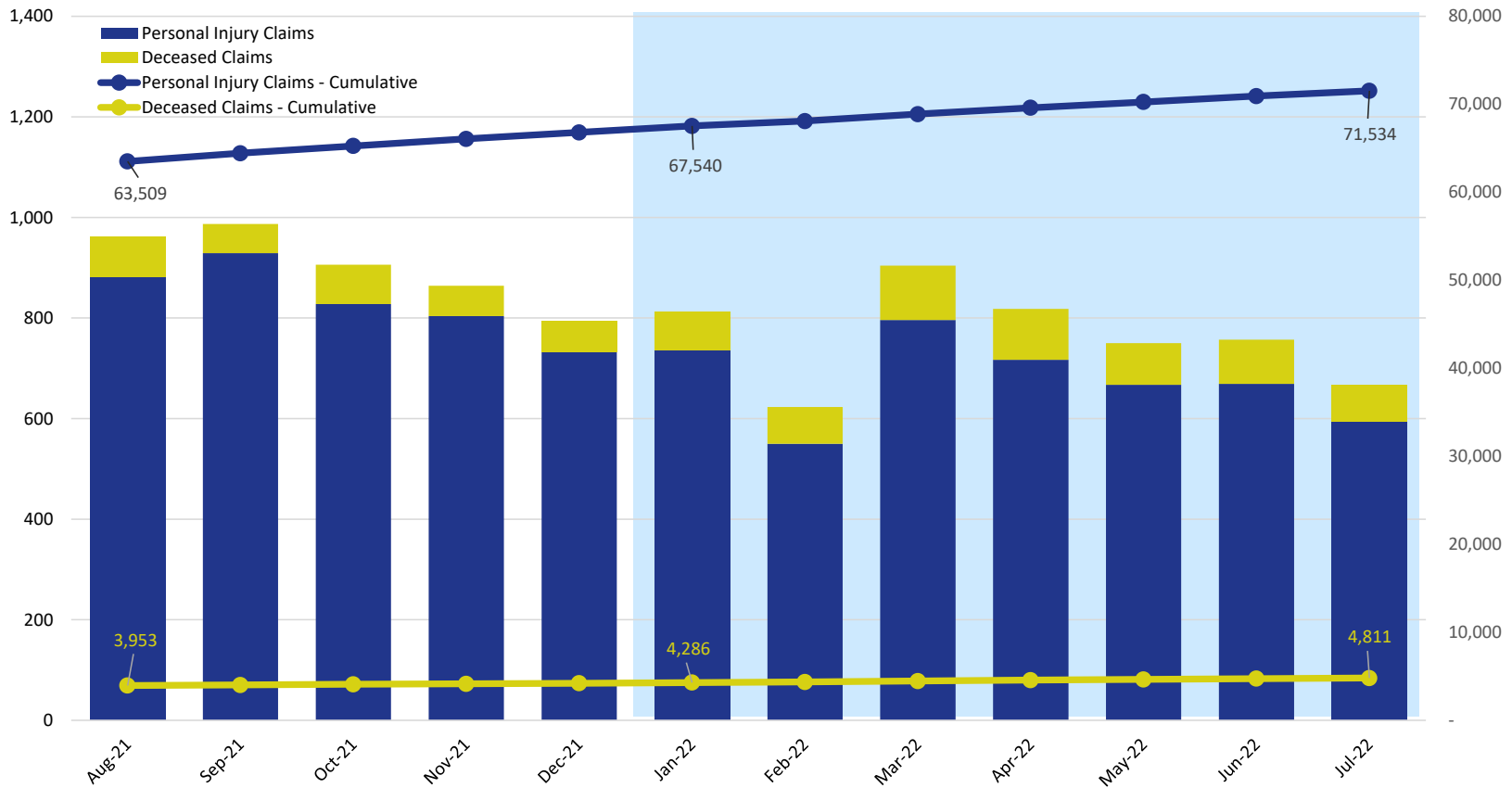
### Unique Registrations



	2021					2022						
	Aug	Sep	Oct	Nov	Dec	Jan	Feb	Mar	Apr	May	Jun	Jul
Registrations - By Month	2,042	1,902	1,401	1,163	1,067	1,064	950	1,301	1,073	1,118	1,158	1,072
Registrations - Cumulative	131,511	133,413	134,814	135,977	137,044	138,108	139,058	140,359	141,432	142,550	143,708	144,780

## VCF Program Statistics As of July 31, 2022

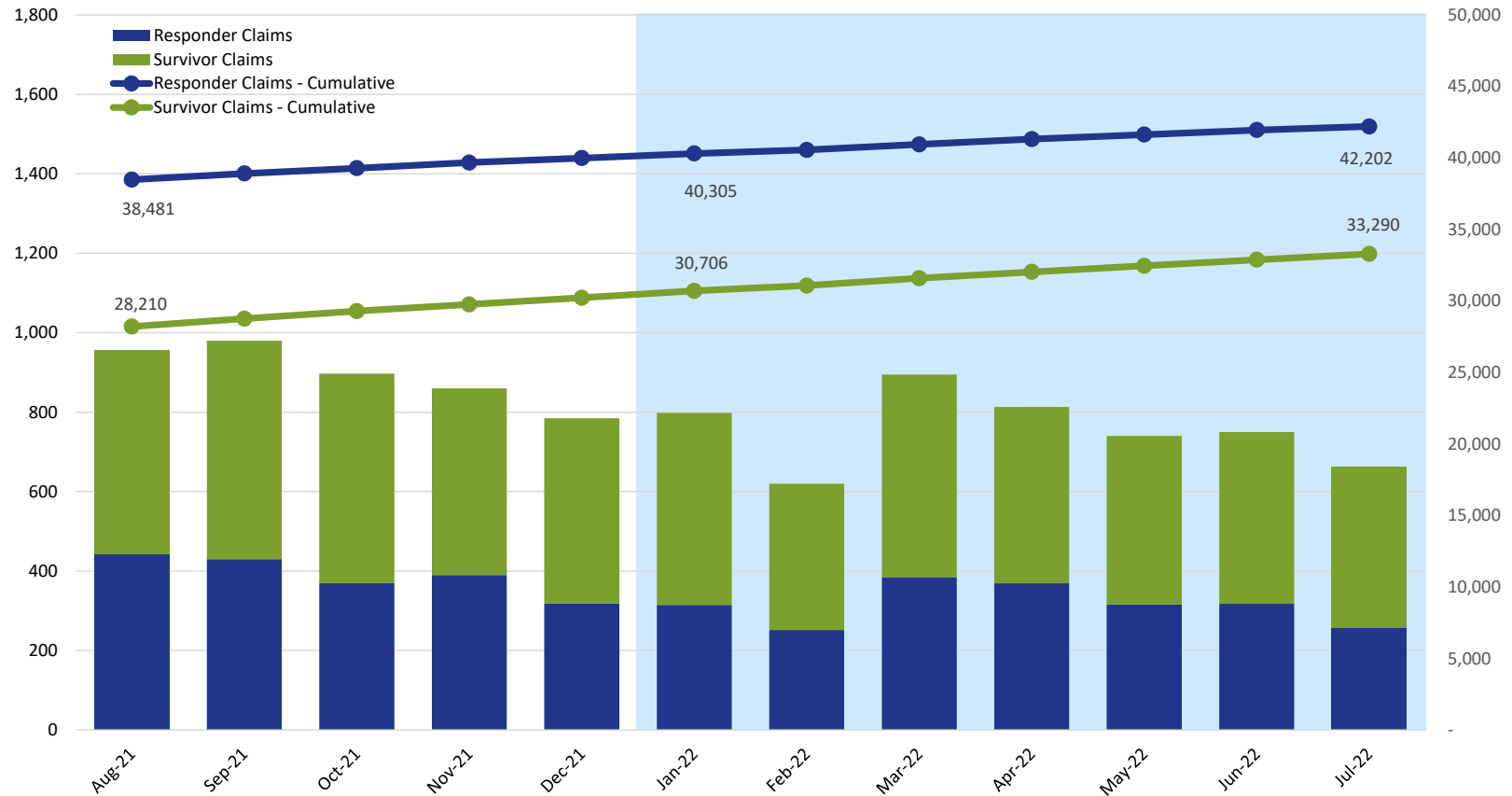
### Claims Submitted by Month: Personal Injury & Deceased



	2021					2022						
	Aug	Sep	Oct	Nov	Dec	Jan	Feb	Mar	Apr	May	Jun	Jul
Personal Injury Claims	882	929	828	804	733	737	550	796	717	667	669	595
Deceased Claims	81	58	78	60	61	76	73	108	101	83	88	72
Unknown Claims	-	-	-	-	-	-	-	-	-	-	-	-
Claims - Cumulative	67,462	68,449	69,355	70,219	71,013	71,826	72,449	73,353	74,171	74,921	75,678	76,345

## VCF Program Statistics As of July 31, 2022

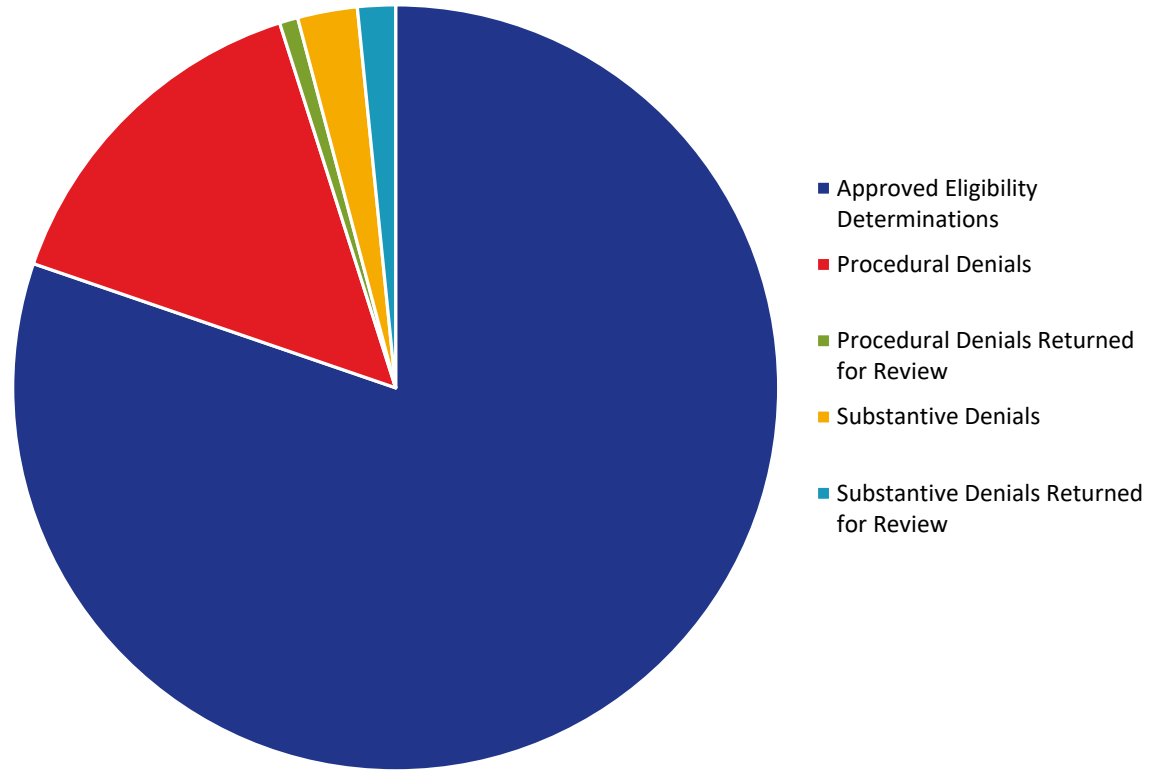
### Claims Submitted by Month: Responder & Survivor



	2021					2022						
	Aug	Sep	Oct	Nov	Dec	Jan	Feb	Mar	Apr	May	Jun	Jul
Responder Claims	444	430	370	390	319	315	252	385	369	316	318	257
Survivor Claims	512	550	527	470	466	483	368	510	444	424	432	406
No Response Claims	7	7	9	4	9	15	3	9	5	10	7	4
Claims - Cumulative	67,462	68,449	69,355	70,219	71,013	71,826	72,449	73,353	74,171	74,921	75,678	76,345

## VCF Program Statistics As of July 31, 2022

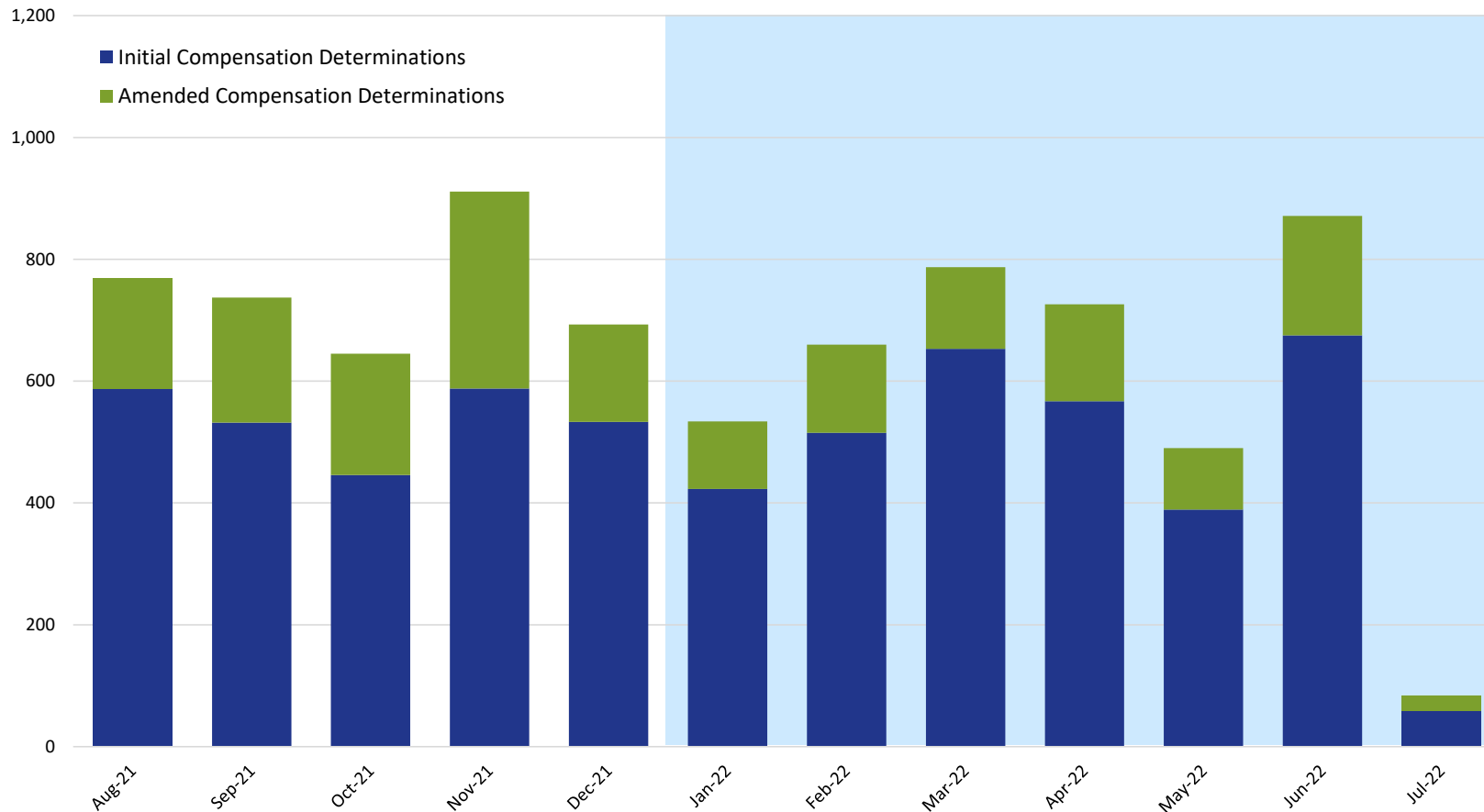
### Eligibility



	2021					2022						
	Aug	Sep	Oct	Nov	Dec	Jan	Feb	Mar	Apr	May	Jun	Jul
Approved Eligibility Determinations	41,154	41,679	42,141	42,738	43,274	43,659	44,196	44,862	45,426	45,876	46,712	47,263
Procedural Denials	7,404	7,404	7,826	7,971	8,062	8,101	8,197	8,292	8,437	8,504	8,651	8,741
Procedural Denials Returned for Review	396	396	416	419	425	426	432	442	449	457	457	458
Substantive Denials	1,195	1,201	1,220	1,249	1,265	1,287	1,306	1,331	1,341	1,358	1,413	1,486
Substantive Denials Returned for Review	454	477	536	603	645	680	731	787	831	883	940	942

## VCF Program Statistics As of July 31, 2022

### Compensation Determinations by Month: Initial & Amended



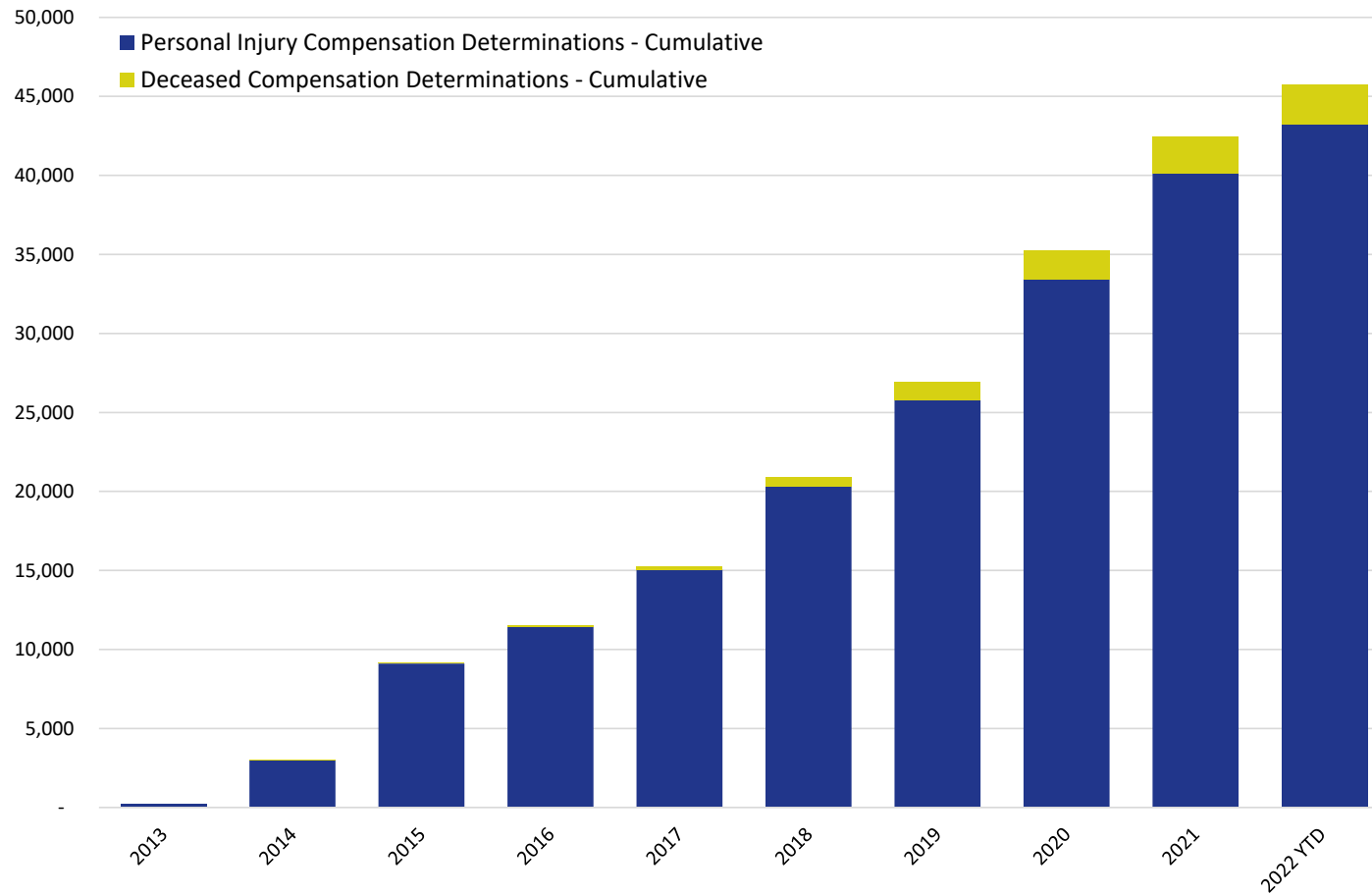
	2021					2022						
	Aug	Sep	Oct	Nov	Dec	Jan	Feb	Mar	Apr	May	Jun	Jul
Initial Compensation Determinations	588	532	446	588	533	423	515	653	567	389	675	59
Amended Compensation Determinations	181	205	199	323	160	111	145	134	159	101	196	25

**NOTE:** This chart includes only those compensation determinations for which the claimant has been notified by the VCF in writing of the amount of their award. Once a claimant is notified, the determination is counted on this chart, but it is reflected in the month in which the award was finalized and deemed ready for final quality checks, not in the month in which the claimant was notified. The VCF process includes a series of quality checks that are completed before a claimant is notified. These quality checks may take several weeks or longer. This means that there are claims for which substantive review has been completed but they are not counted on this chart because the claimant has not yet been notified of the award. This also means that the monthly numbers shown here for prior months will change from one report to the next as claims completed in earlier months finish the quality check process and claimants are notified.

## VCF Program Statistics

As of July 31, 2022

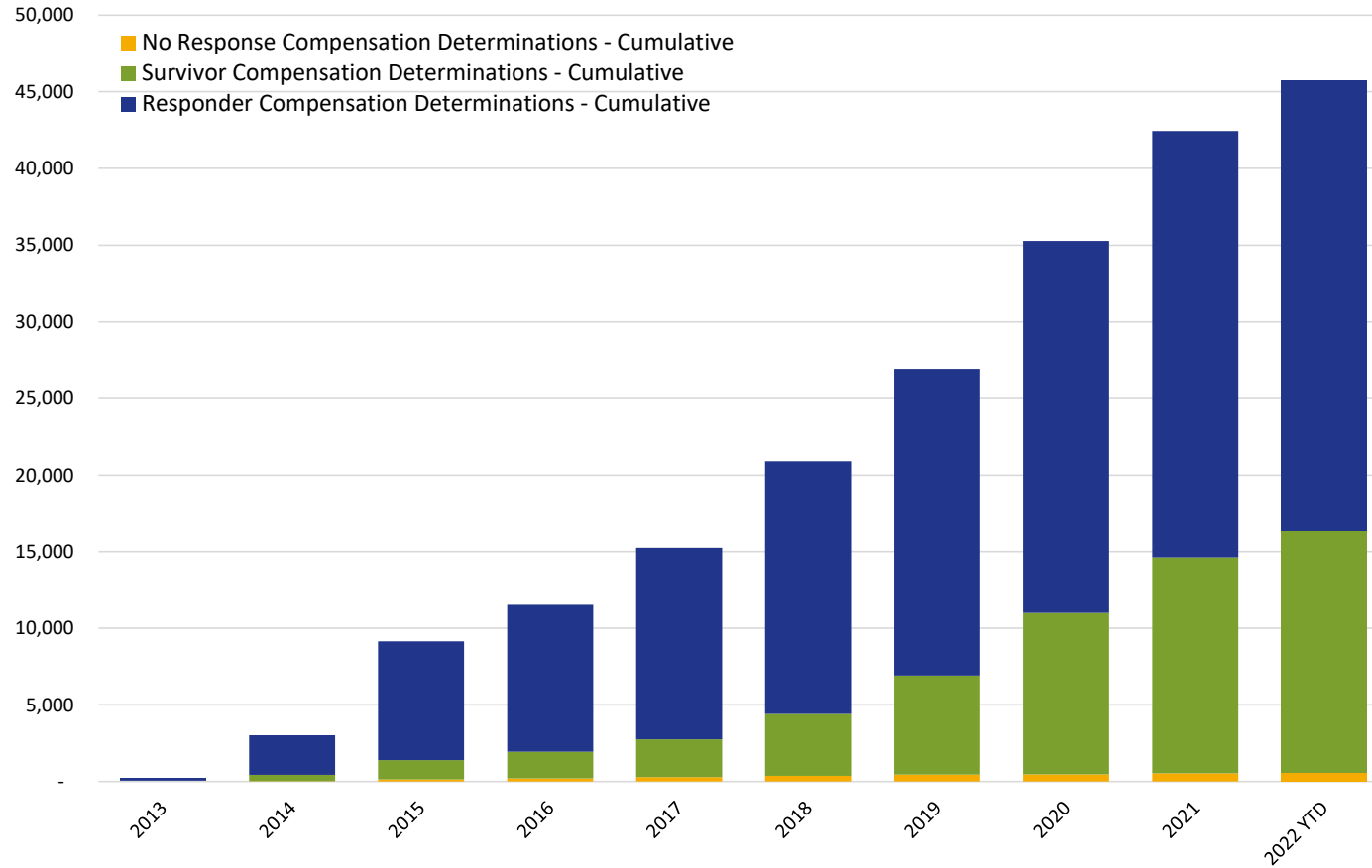
### Cumulative Claims with Compensation Determinations Personal Injury & Deceased



	2013	2014	2015	2016	2017	2018	2019	2020	2021	2022 YTD
Personal Injury Compensation Determinations - Cumulative	225	2,999	9,112	11,474	15,058	20,319	25,774	33,455	40,131	43,195
Deceased Compensation Determinations - Cumulative	-	8	20	54	183	595	1,161	1,811	2,313	2,530

## VCF Program Statistics As of July 31, 2022

### Cumulative Claims with Compensation Determinations Responder & Survivor



	2013	2014	2015	2016	2017	2018	2019	2020	2021	2022 YTD
Responder Compensation Determinations - Cumulative	218	2,579	7,739	9,595	12,491	16,512	20,032	24,269	27,827	29,409
Survivor Compensation Determinations - Cumulative	6	403	1,263	1,740	2,465	4,032	6,461	10,524	14,091	15,755
No Response Compensation Determinations - Cumulative	1	25	130	193	285	370	442	473	526	561