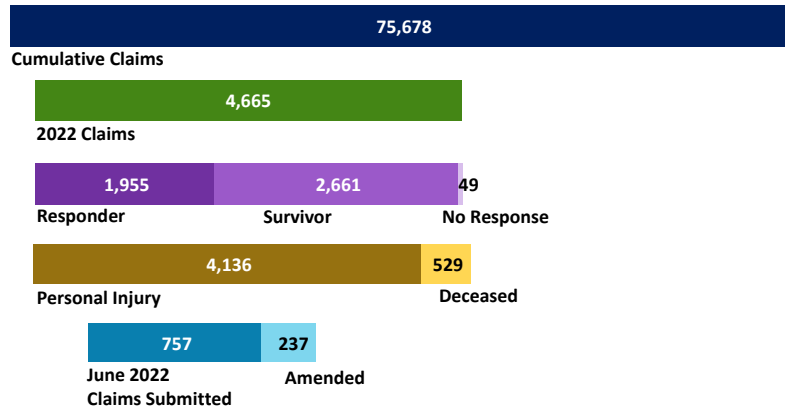


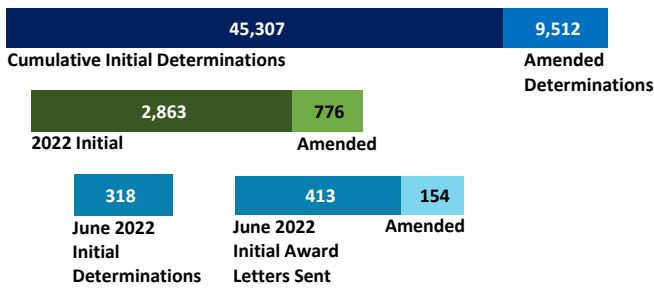
VCF Program Statistics As of June 30, 2022

VCF At-A-Glance


CLAIMS SUBMITTED



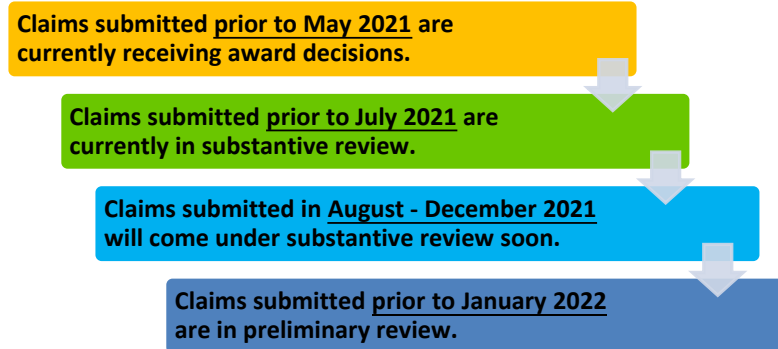
DETERMINATIONS RENDERED



DOLLARS AWARDED

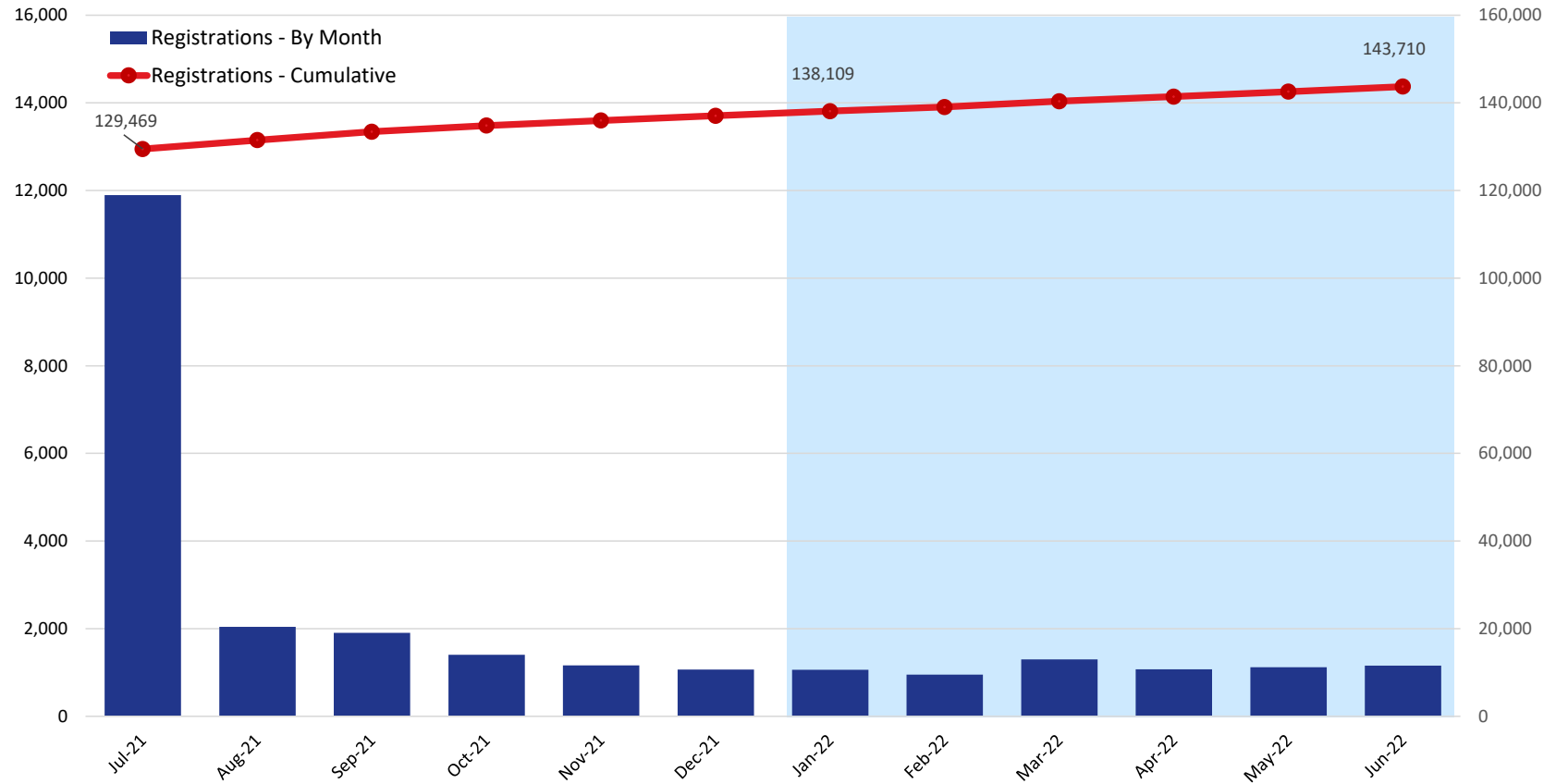


Claim Review Timeline



VCF Program Statistics As of June 30, 2022

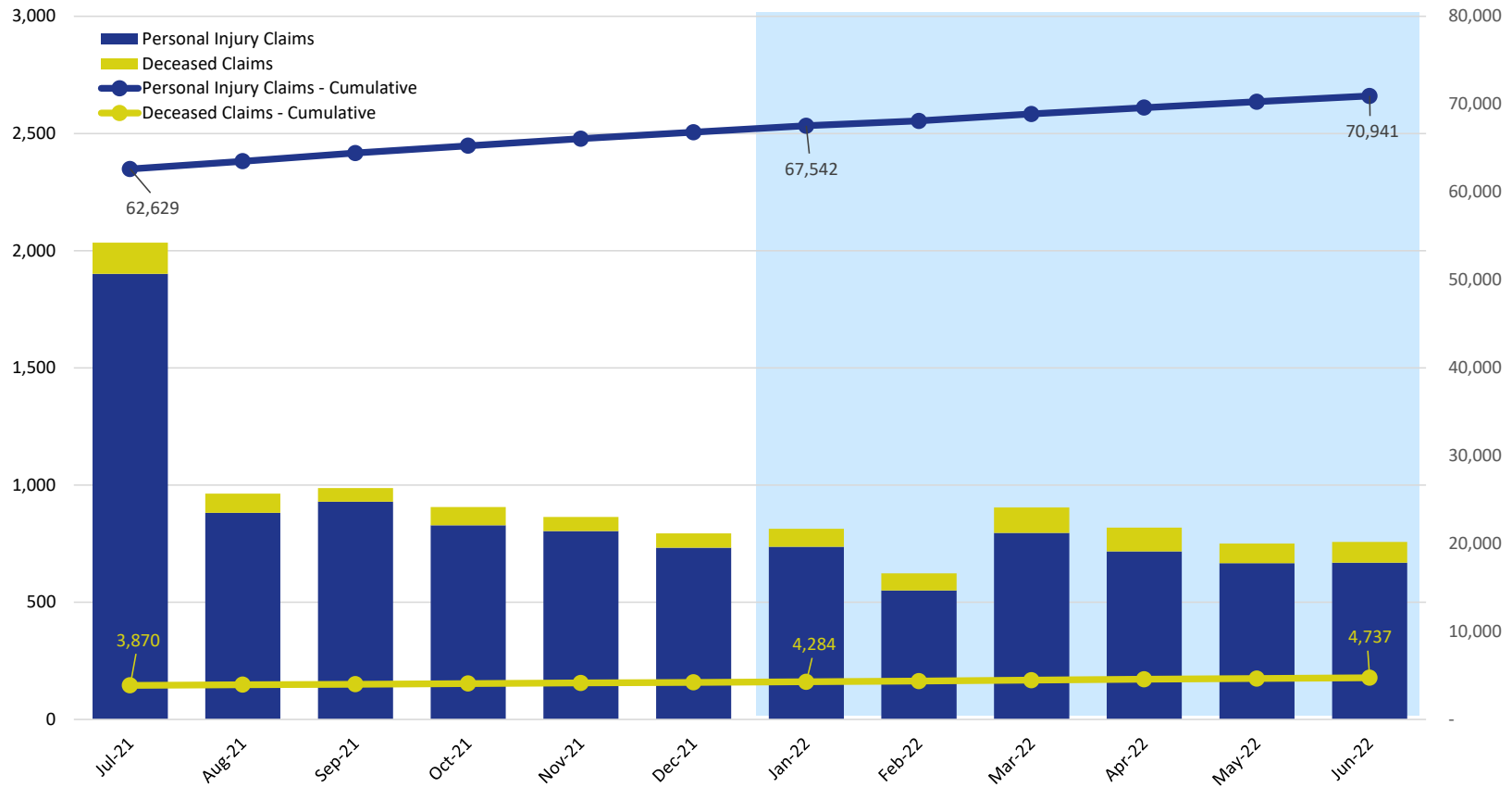
Unique Registrations



	2021						2022					
	Jul	Aug	Sep	Oct	Nov	Dec	Jan	Feb	Mar	Apr	May	Jun
Registrations - By Month	11,893	2,042	1,902	1,402	1,163	1,067	1,064	950	1,301	1,073	1,118	1,159
Registrations - Cumulative	129,469	131,511	133,413	134,815	135,978	137,045	138,109	139,059	140,360	141,433	142,551	143,710

VCF Program Statistics As of June 30, 2022

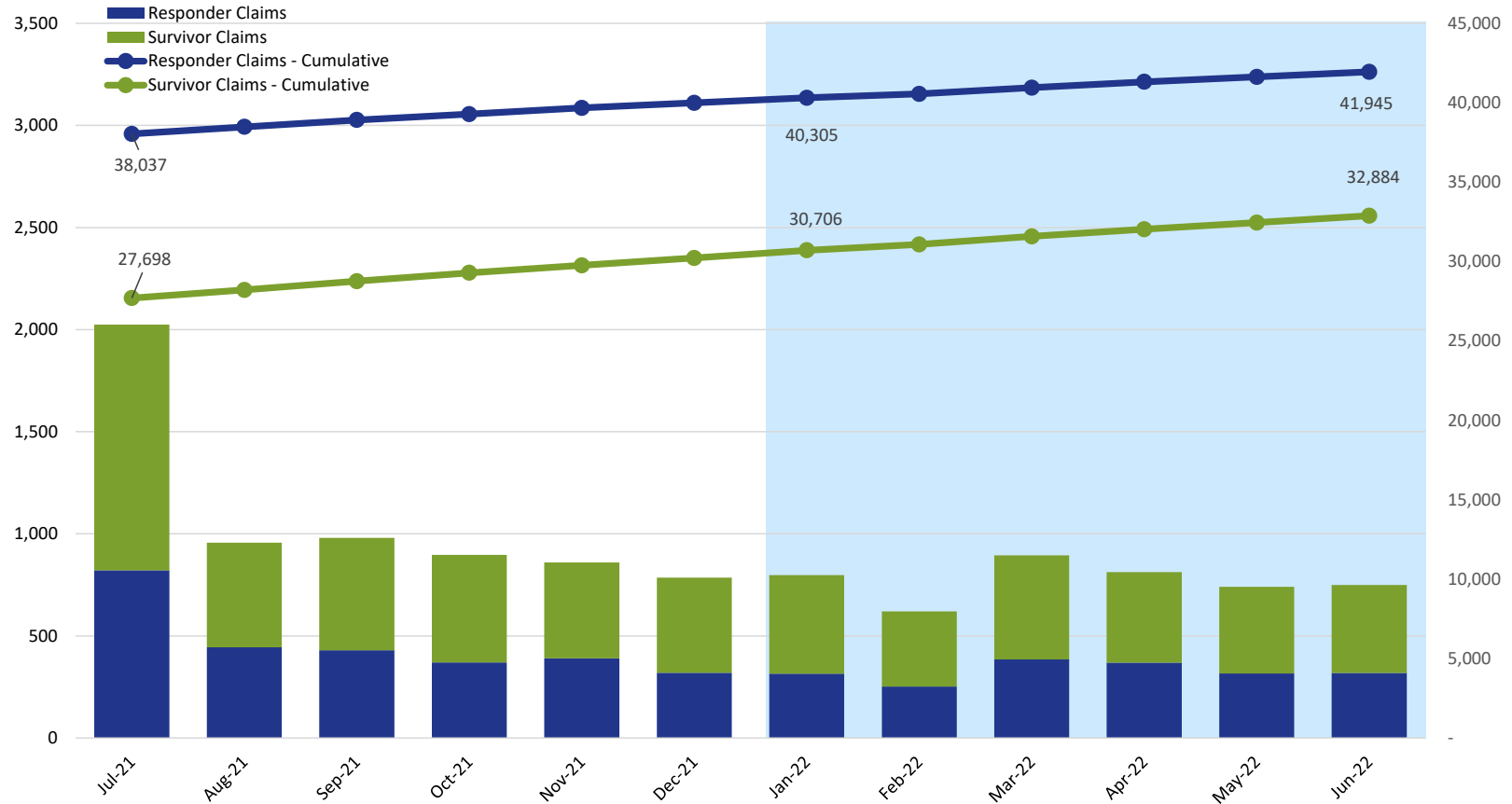
Claims Submitted by Month: Personal Injury & Deceased



	2021						2022					
	Jul	Aug	Sep	Oct	Nov	Dec	Jan	Feb	Mar	Apr	May	Jun
Personal Injury Claims	1,901	882	929	828	804	733	737	550	796	717	667	669
Deceased Claims	133	81	58	78	60	61	76	73	108	101	83	88
Unknown Claims	-	-	-	-	-	-	-	-	-	-	-	-
Claims - Cumulative	66,499	67,462	68,449	69,355	70,219	71,013	71,826	72,449	73,353	74,171	74,921	75,678

VCF Program Statistics As of June 30, 2022

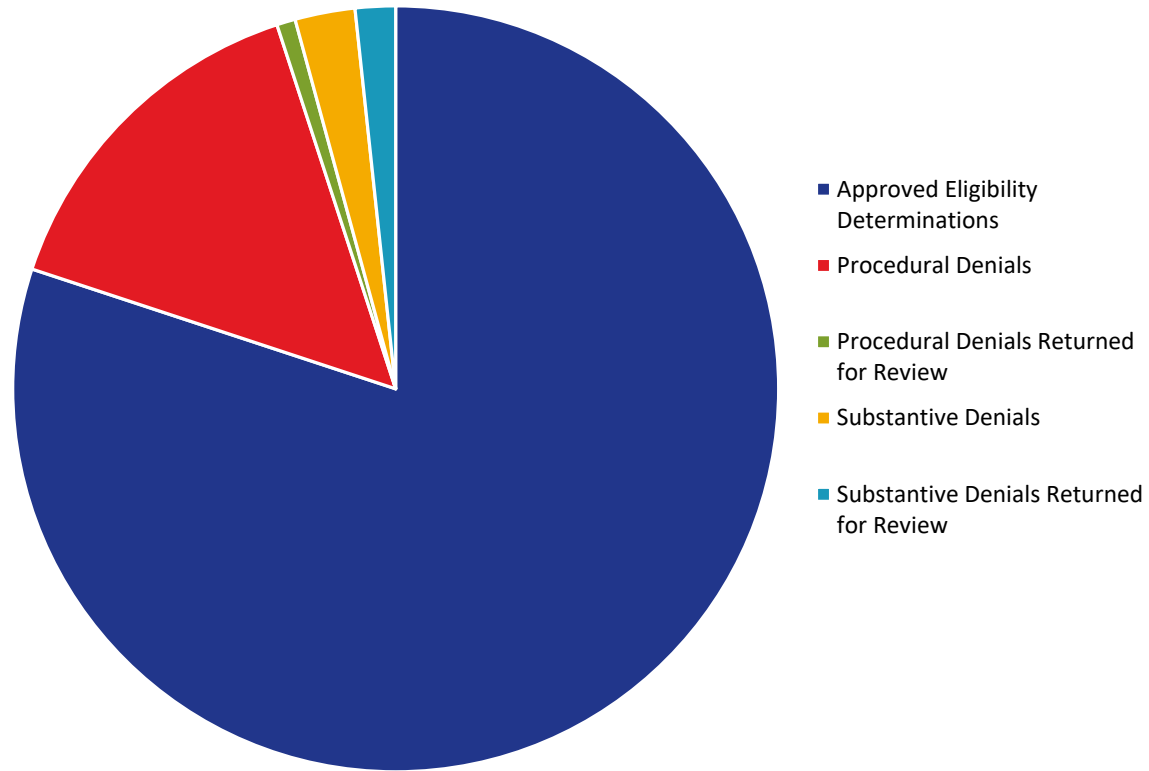
Claims Submitted by Month: Responder & Survivor



	2021						2022					
	Jul	Aug	Sep	Oct	Nov	Dec	Jan	Feb	Mar	Apr	May	Jun
Responder Claims	822	444	430	370	390	319	315	252	385	369	316	318
Survivor Claims	1,202	512	550	527	470	466	483	368	510	444	424	432
No Response Claims	10	7	7	9	4	9	15	3	9	5	10	7
Claims - Cumulative	66,499	67,462	68,449	69,355	70,219	71,013	71,826	72,449	73,353	74,171	74,921	75,678

VCF Program Statistics As of June 30, 2022

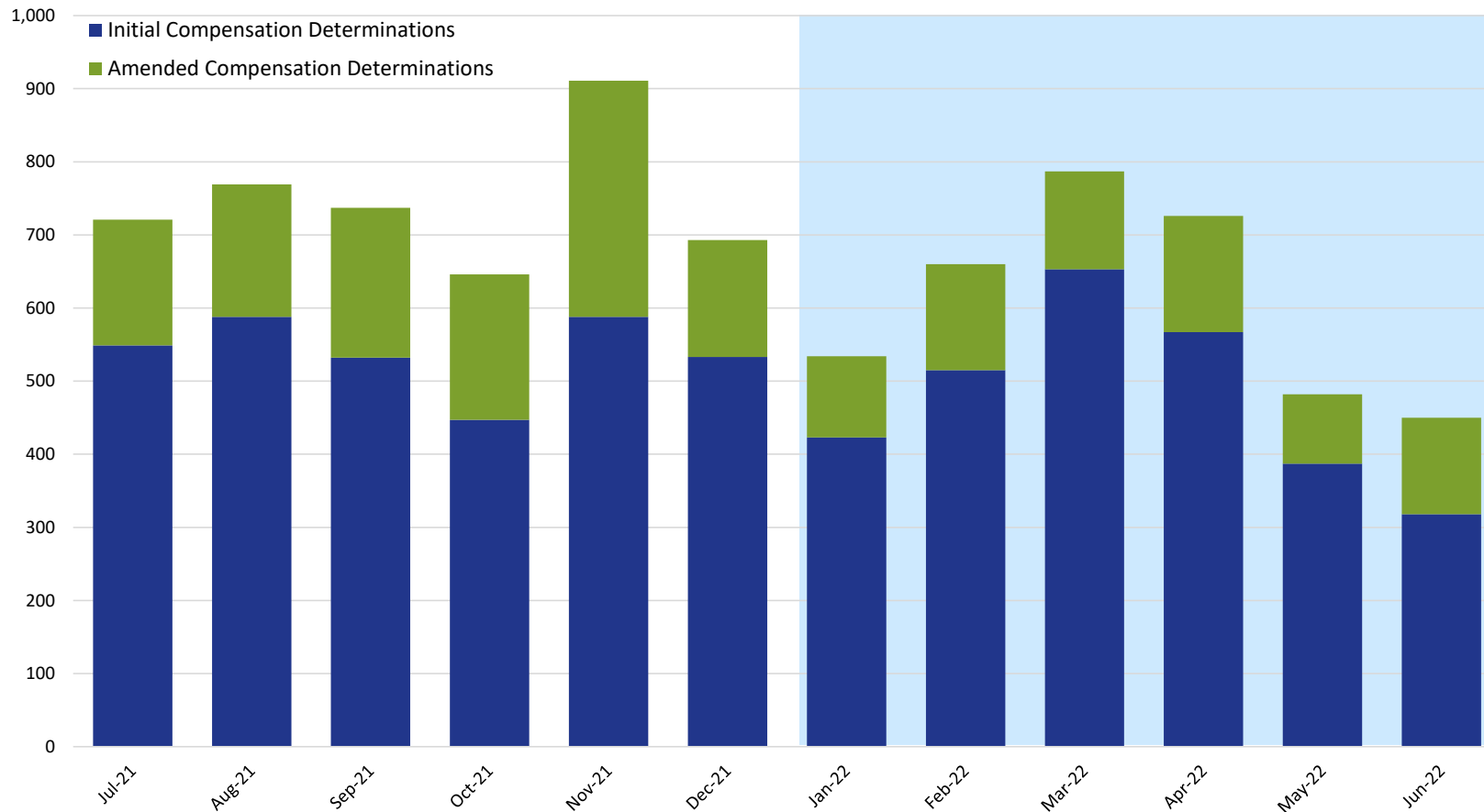
Eligibility



	2021						2022					
	Jul	Aug	Sep	Oct	Nov	Dec	Jan	Feb	Mar	Apr	May	Jun
Approved Eligibility Determinations	40,549	41,154	41,679	42,141	42,738	43,274	43,659	44,196	44,862	45,426	45,876	46,712
Procedural Denials	7,294	7,452	7,452	7,877	8,022	8,113	8,152	8,247	8,344	8,488	8,558	8,705
Procedural Denials Returned for Review	386	393	393	418	421	427	429	436	445	453	458	458
Substantive Denials	1,177	1,200	1,206	1,226	1,255	1,272	1,295	1,314	1,341	1,353	1,380	1,479
Substantive Denials Returned for Review	460	516	540	601	672	715	754	810	872	925	975	990

VCF Program Statistics As of June 30, 2022

Compensation Determinations by Month: Initial & Amended



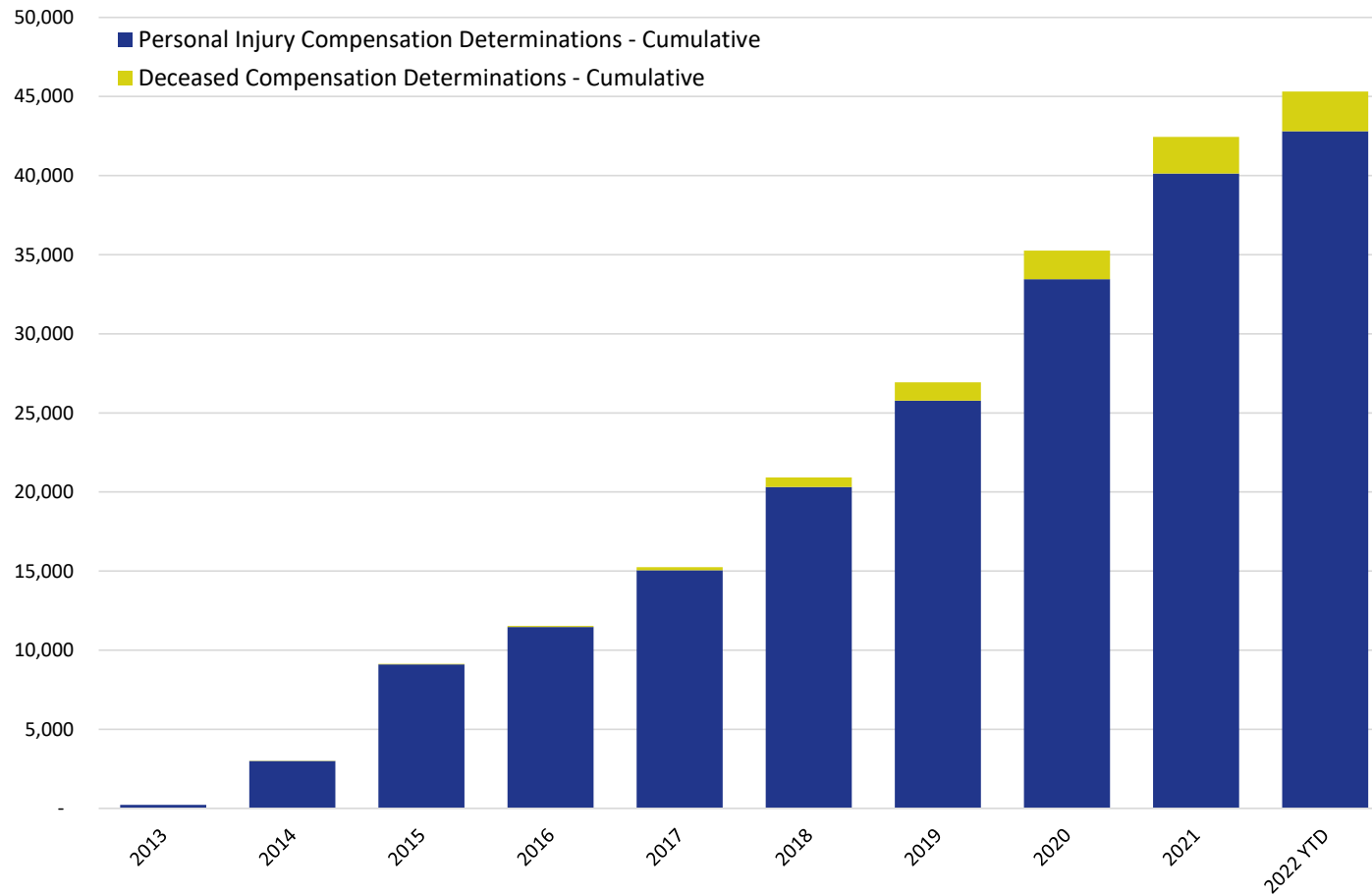
	2021						2022					
	Jul	Aug	Sep	Oct	Nov	Dec	Jan	Feb	Mar	Apr	May	Jun
Initial Compensation Determinations	549	588	532	447	588	533	423	515	653	567	387	318
Amended Compensation Determinations	172	181	205	199	323	160	111	145	134	159	95	132

NOTE: This chart includes only those compensation determinations for which the claimant has been notified by the VCF in writing of the amount of their award. Once a claimant is notified, the determination is counted on this chart, but it is reflected in the month in which the award was finalized and deemed ready for final quality checks, not in the month in which the claimant was notified. The VCF process includes a series of quality checks that are completed before a claimant is notified. These quality checks may take several weeks or longer. This means that there are claims for which substantive review has been completed but they are not counted on this chart because the claimant has not yet been notified of the award. This also means that the monthly numbers shown here for prior months will change from one report to the next as claims completed in earlier months finish the quality check process and claimants are notified.

VCF Program Statistics

As of June 30, 2022

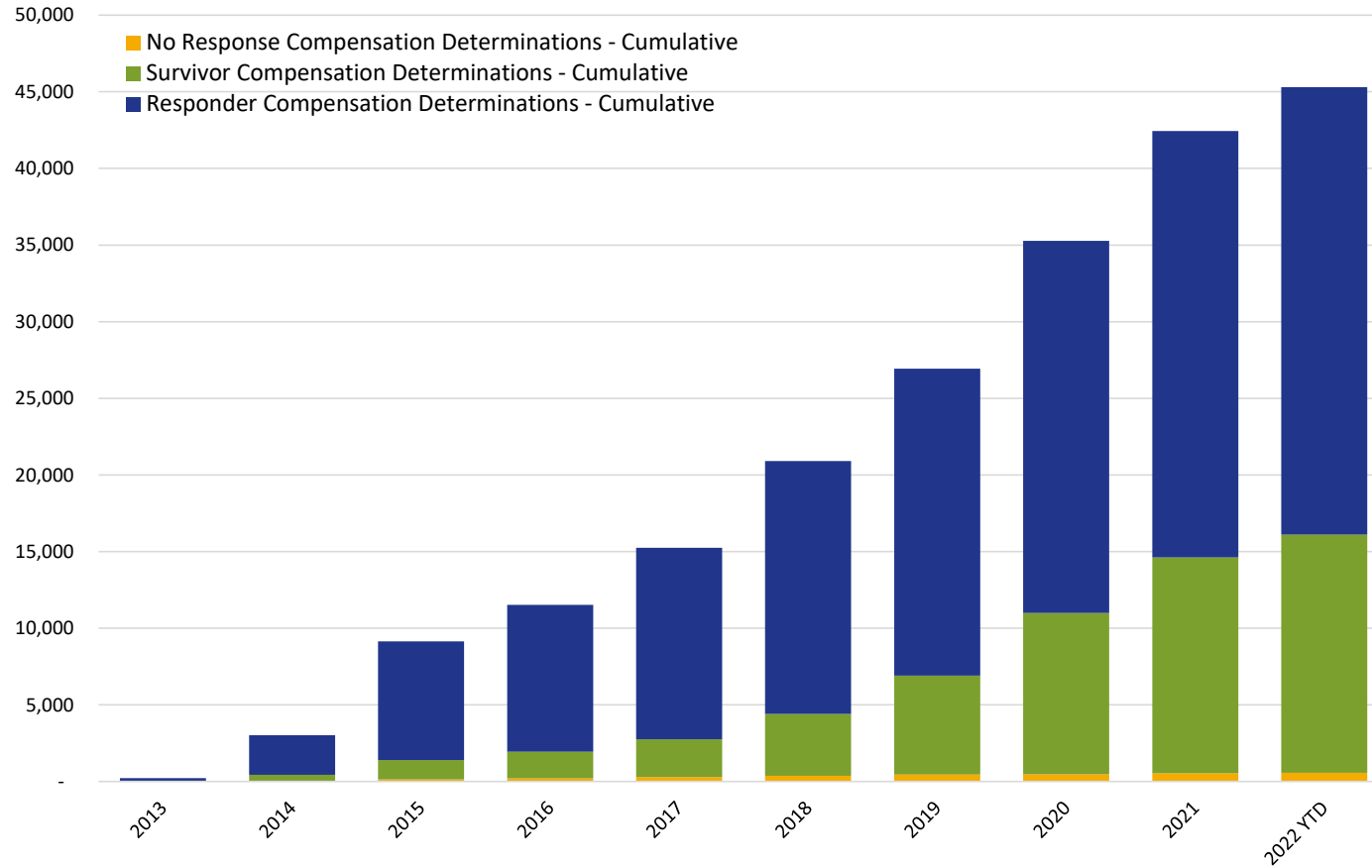
Cumulative Claims with Compensation Determinations Personal Injury & Deceased



	2013	2014	2015	2016	2017	2018	2019	2020	2021	2022 YTD
Personal Injury Compensation Determinations - Cumulative	225	2,999	9,112	11,474	15,058	20,319	25,774	33,455	40,131	42,805
Deceased Compensation Determinations - Cumulative	-	8	20	54	183	595	1,161	1,811	2,313	2,502

VCF Program Statistics As of June 30, 2022

Cumulative Claims with Compensation Determinations Responder & Survivor



	2013	2014	2015	2016	2017	2018	2019	2020	2021	2022 YTD
Responder Compensation Determinations - Cumulative	218	2,579	7,739	9,595	12,491	16,512	20,032	24,269	27,827	29,206
Survivor Compensation Determinations - Cumulative	6	403	1,263	1,740	2,465	4,032	6,461	10,524	14,091	15,541
No Response Compensation Determinations - Cumulative	1	25	130	193	285	370	442	473	526	560