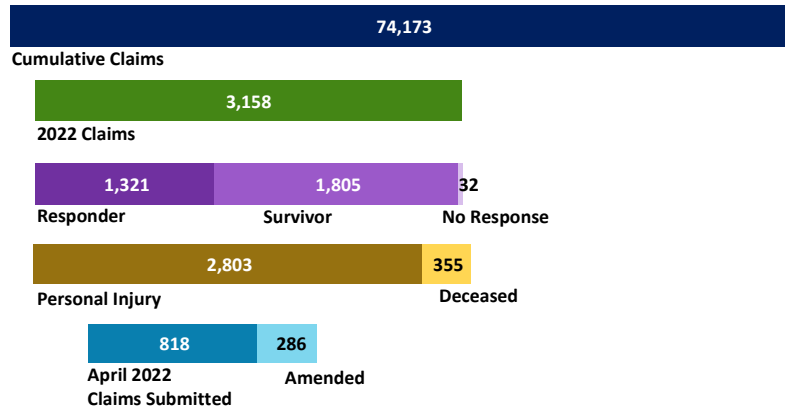


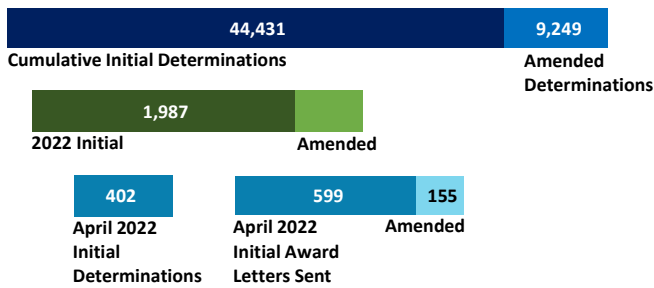
VCF Program Statistics As of April 30, 2022

VCF At-A-Glance


CLAIMS SUBMITTED



DETERMINATIONS RENDERED



DOLLARS AWARDED



Claim Review Timeline

Claims submitted prior to April 2021 are currently receiving award decisions.

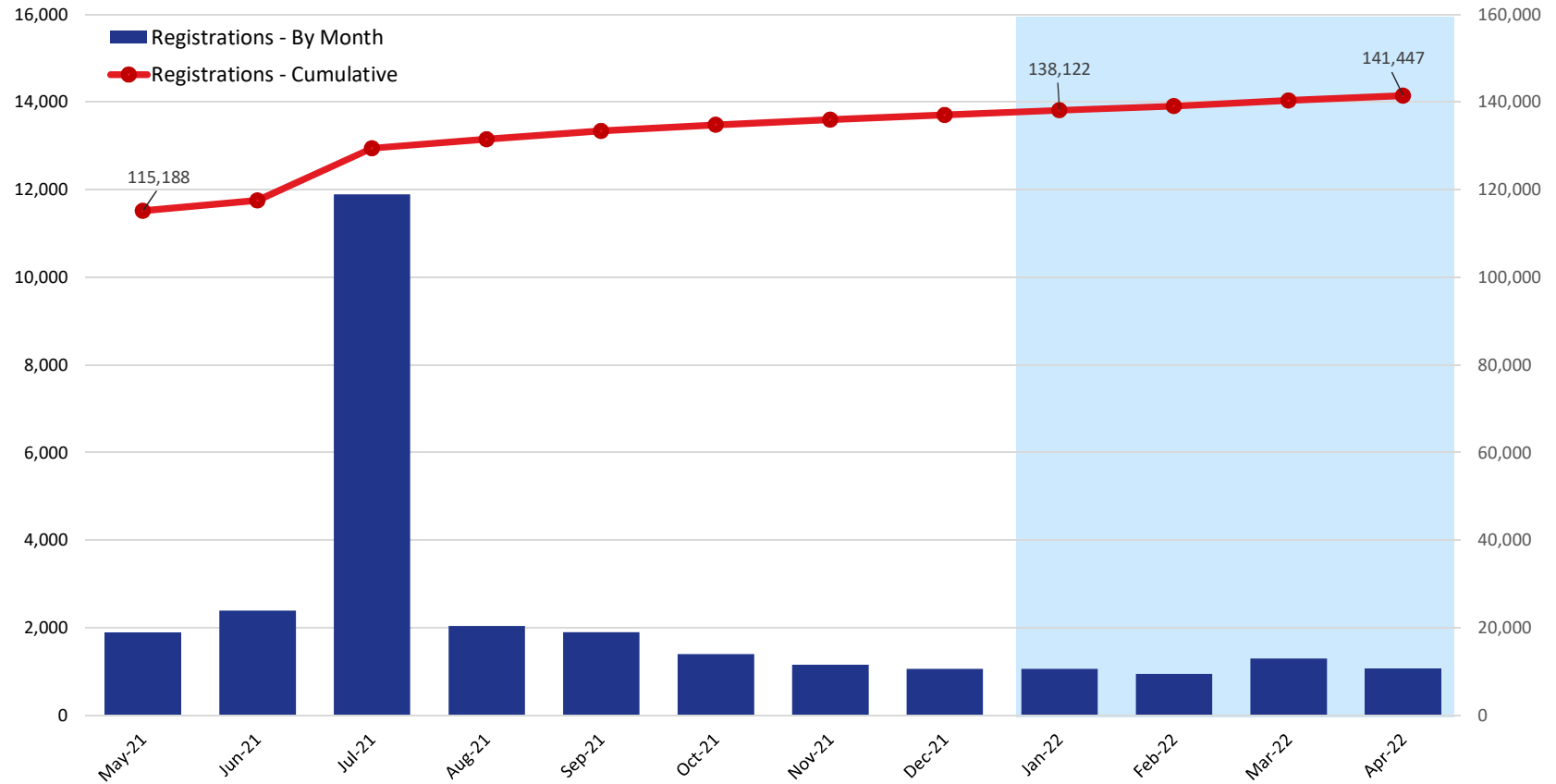
Claims submitted prior to May 2021 are currently in substantive review.

Claims submitted in June - September 2021 will come under substantive review soon.

Claims submitted prior to October 2021 are in preliminary review.

VCF Program Statistics As of April 30, 2022

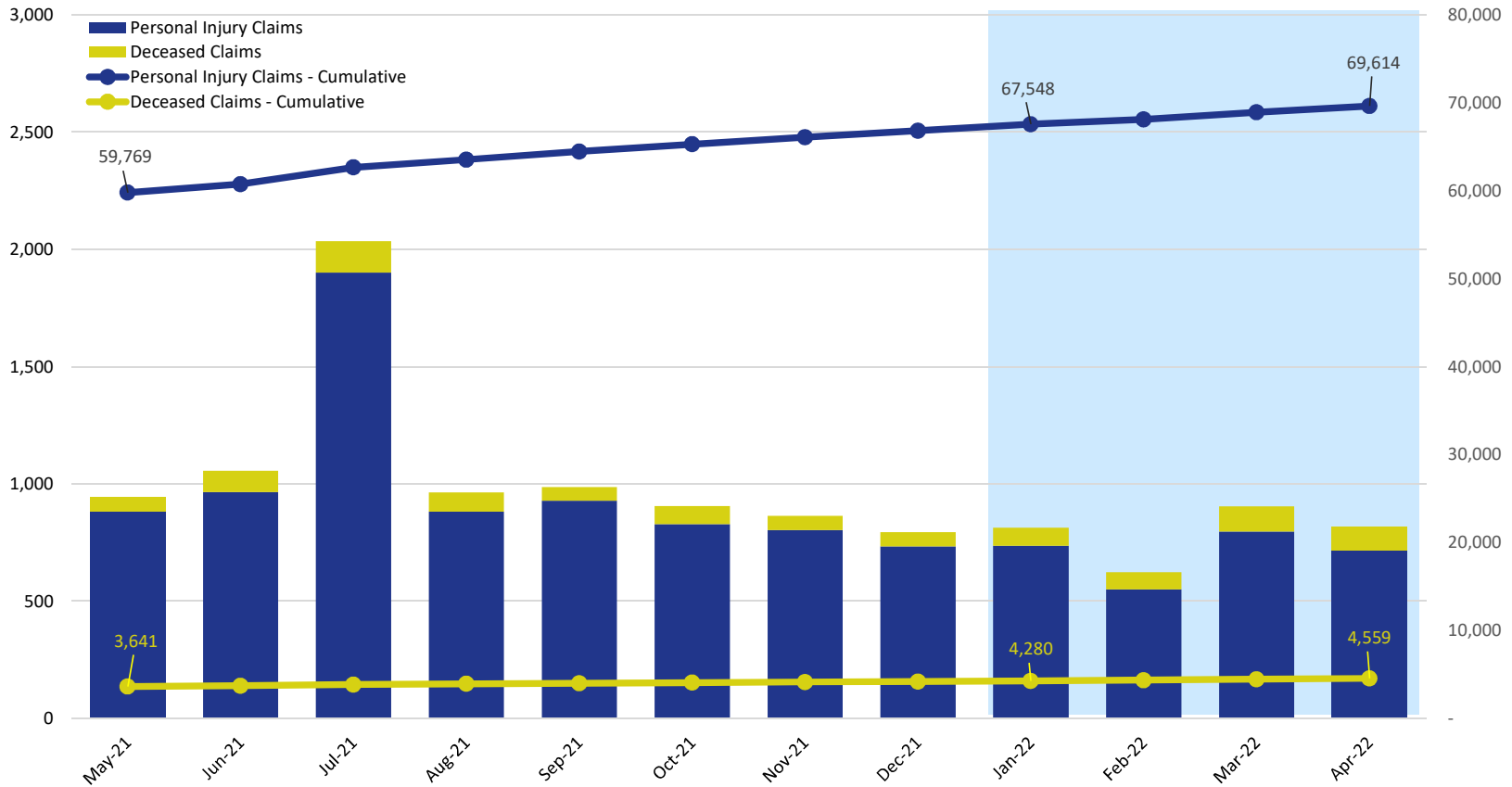
Unique Registrations



	2021								2022			
	May	Jun	Jul	Aug	Sep	Oct	Nov	Dec	Jan	Feb	Mar	Apr
Registrations - By Month	1,885	2,393	11,895	2,044	1,905	1,402	1,163	1,068	1,064	951	1,301	1,073
Registrations - Cumulative	115,188	117,581	129,476	131,520	133,425	134,827	135,990	137,058	138,122	139,073	140,374	141,447

VCF Program Statistics As of April 30, 2022

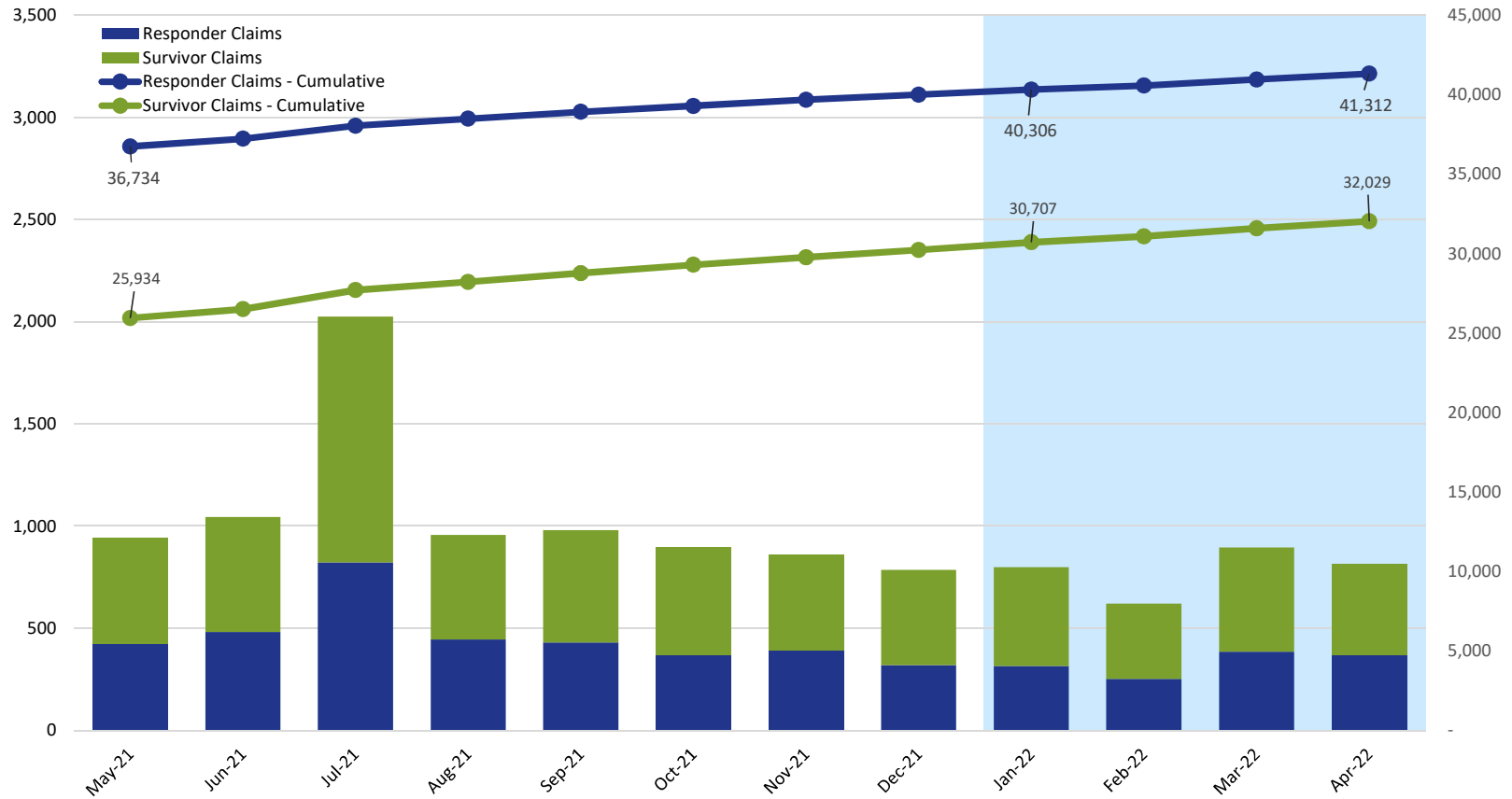
Claims Submitted by Month: Personal Injury & Deceased



	2021								2022			
	May	Jun	Jul	Aug	Sep	Oct	Nov	Dec	Jan	Feb	Mar	Apr
Personal Injury Claims	883	965	1,901	882	929	828	803	734	737	550	797	719
Deceased Claims	63	91	133	81	58	78	61	61	76	73	107	99
Unknown Claims	-	-	-	-	-	-	-	-	-	-	-	-
Claims - Cumulative	63,410	64,466	66,500	67,463	68,450	69,356	70,220	71,015	71,828	72,451	73,355	74,173

VCF Program Statistics As of April 30, 2022

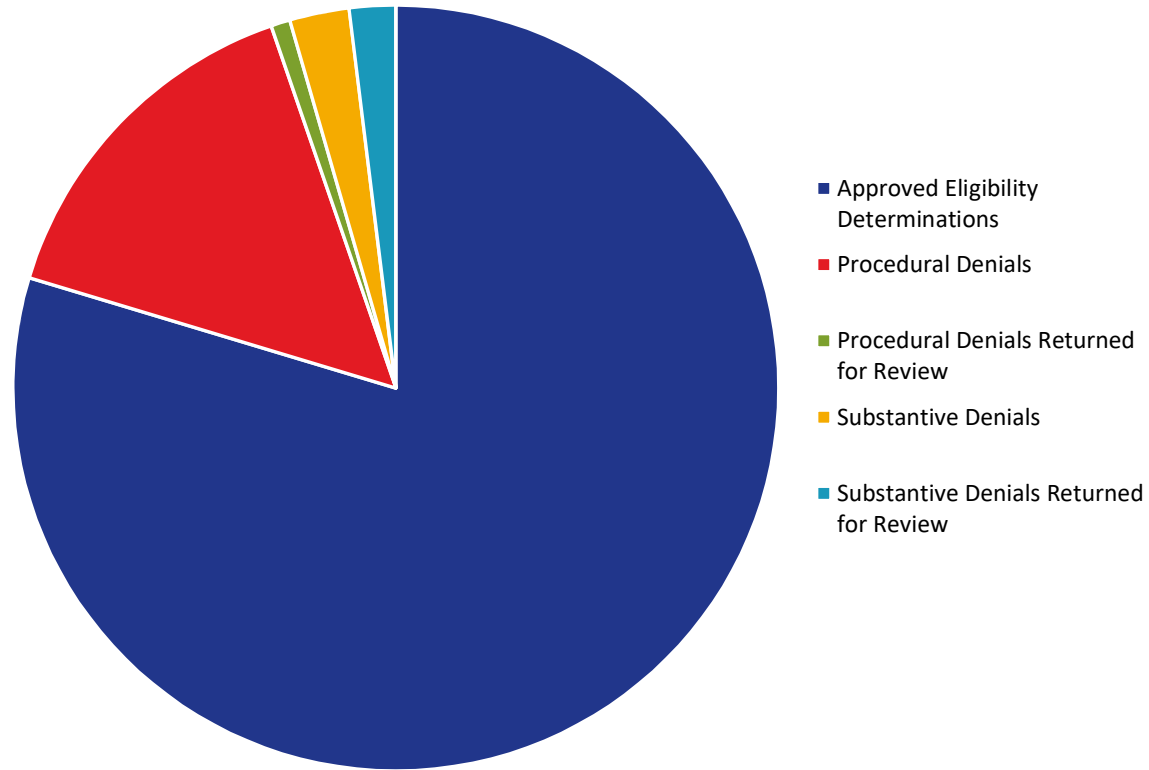
Claims Submitted by Month: Responder & Survivor



	2021								2022			
	May	Jun	Jul	Aug	Sep	Oct	Nov	Dec	Jan	Feb	Mar	Apr
Responder Claims	424	481	822	444	430	370	390	320	315	252	385	369
Survivor Claims	520	563	1,202	512	550	527	470	466	483	368	510	444
No Response Claims	2	12	10	7	7	9	4	9	15	3	9	5
Claims - Cumulative	63,410	64,466	66,500	67,463	68,450	69,356	70,220	71,015	71,828	72,451	73,355	74,173

VCF Program Statistics As of April 30, 2022

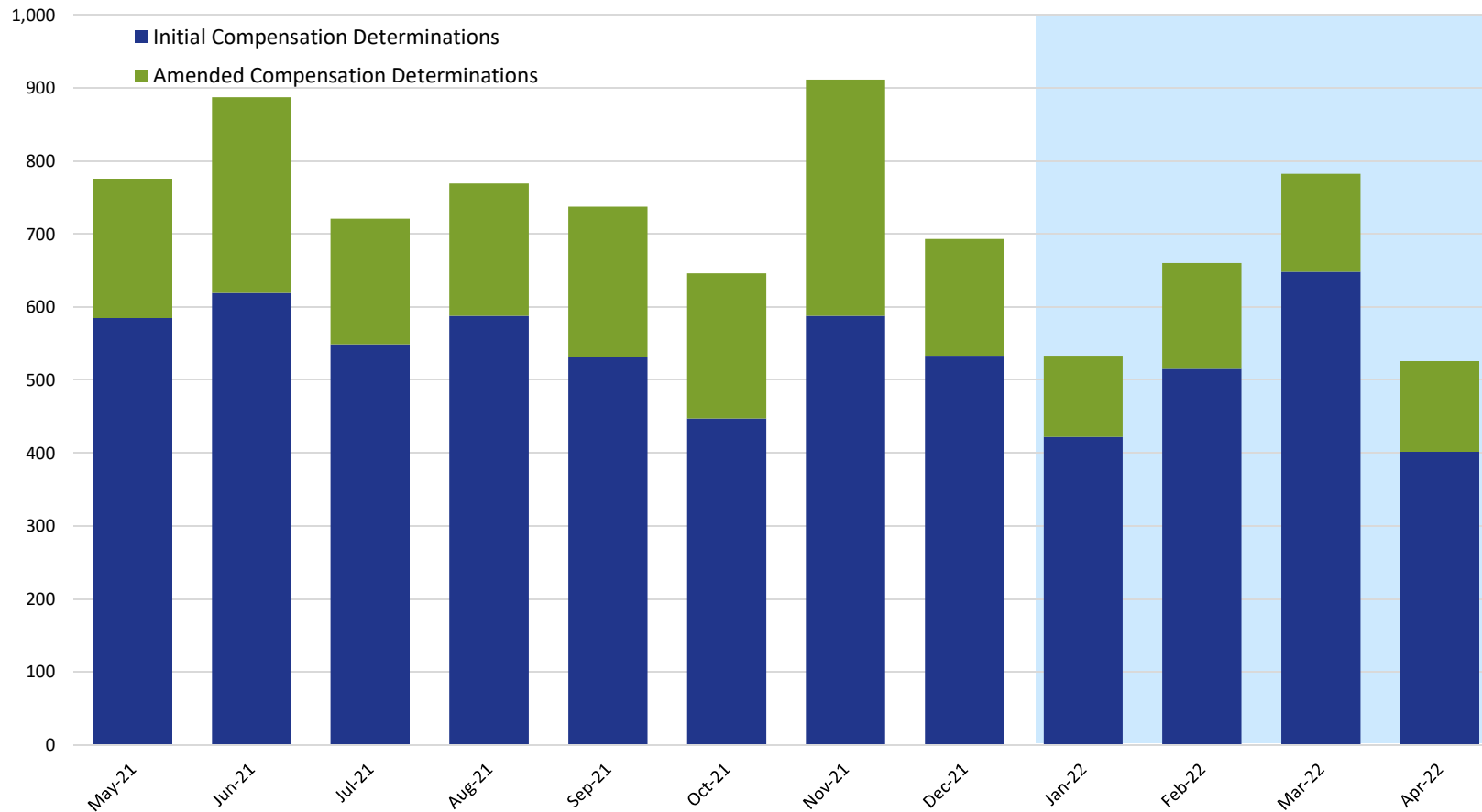
Eligibility



	2021								2022			
	May	Jun	Jul	Aug	Sep	Oct	Nov	Dec	Jan	Feb	Mar	Apr
Approved Eligibility Determinations	39,466	40,042	40,549	41,155	41,680	42,142	42,739	43,275	43,660	44,197	44,863	45,427
Procedural Denials	7,048	7,265	7,385	7,546	7,546	7,979	8,123	8,214	8,252	8,347	8,448	8,596
Procedural Denials Returned for Review	366	379	389	397	397	422	428	436	439	446	451	455
Substantive Denials	1,149	1,173	1,195	1,218	1,225	1,249	1,280	1,302	1,330	1,351	1,382	1,438
Substantive Denials Returned for Review	524	580	614	675	702	767	851	903	944	1,018	1,095	1,114

VCF Program Statistics As of April 30, 2022

Compensation Determinations by Month: Initial & Amended



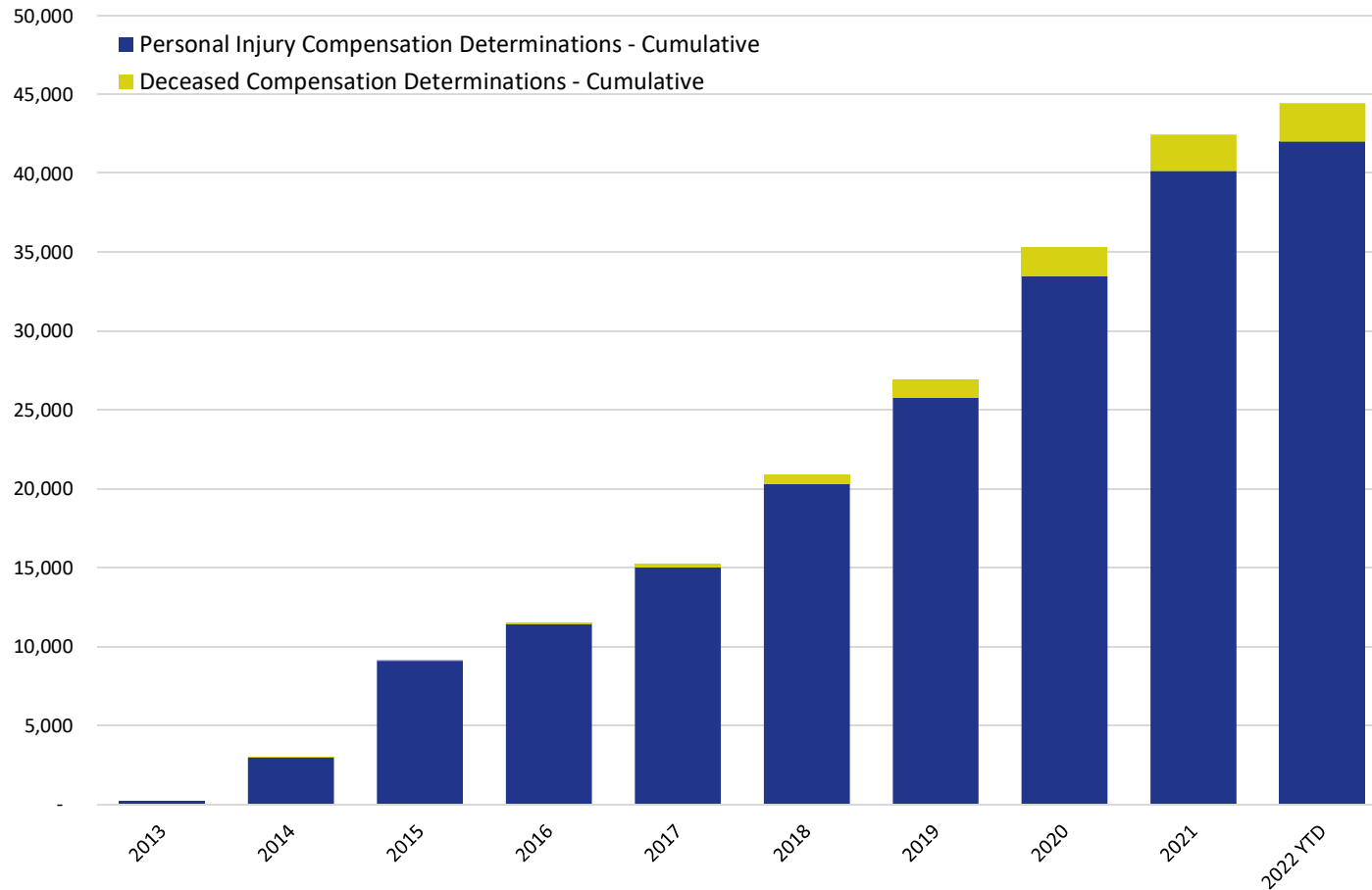
	2021								2022			
	May	Jun	Jul	Aug	Sep	Oct	Nov	Dec	Jan	Feb	Mar	Apr
Initial Compensation Determinations	584	619	549	588	532	447	588	533	422	515	648	402
Amended Compensation Determinations	191	268	172	181	205	199	323	160	111	145	134	123

NOTE: This chart includes only those compensation determinations for which the claimant has been notified by the VCF in writing of the amount of their award. Once a claimant is notified, the determination is counted on this chart, but it is reflected in the month in which the award was finalized and deemed ready for final quality checks, not in the month in which the claimant was notified. The VCF process includes a series of quality checks that are completed before a claimant is notified. These quality checks may take several weeks or longer. This means that there are claims for which substantive review has been completed but they are not counted on this chart because the claimant has not yet been notified of the award. This also means that the monthly numbers shown here for prior months will change from one report to the next as claims completed in earlier months finish the quality check process and claimants are notified.

VCF Program Statistics

As of April 30, 2022

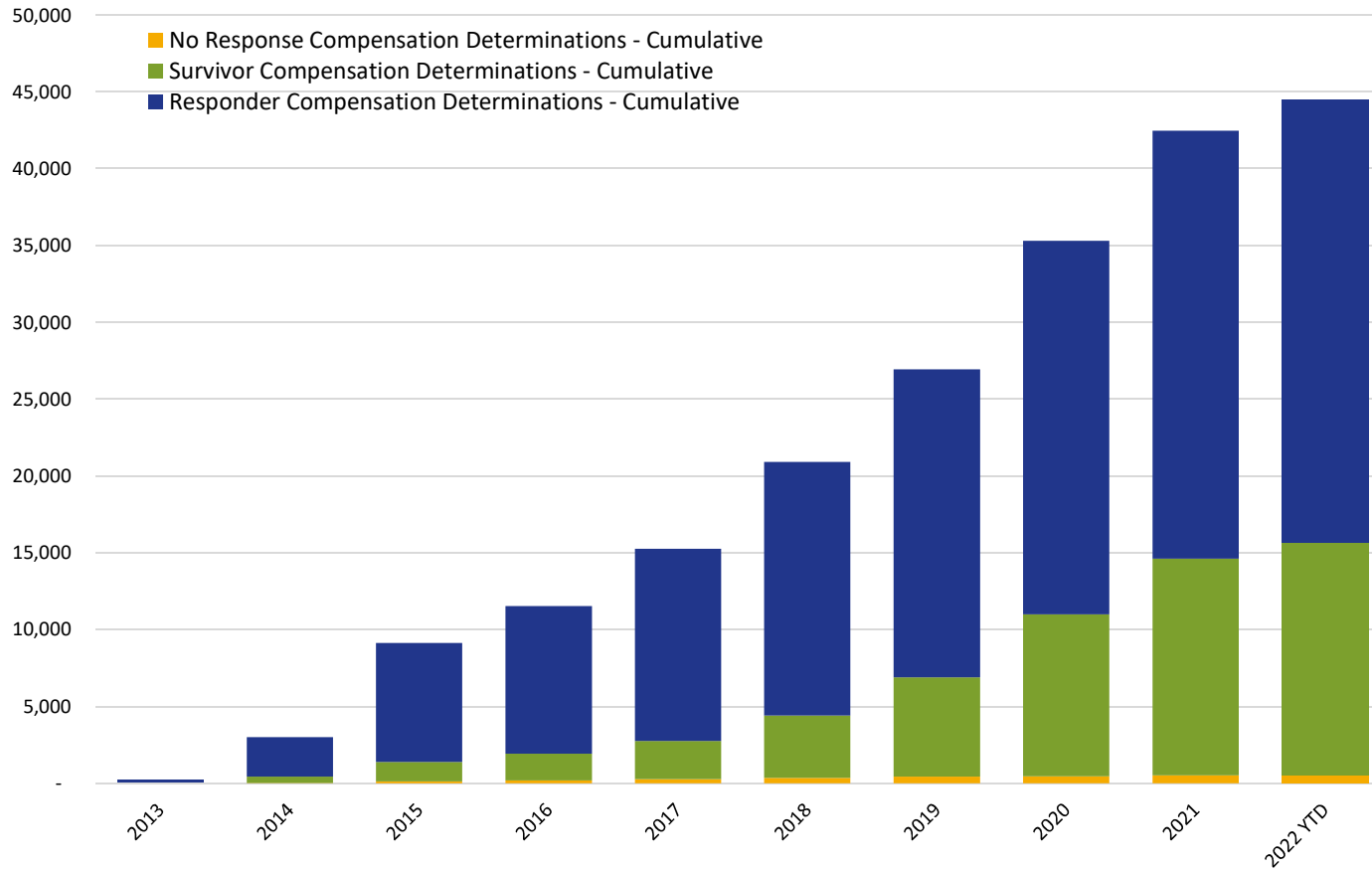
Cumulative Claims with Compensation Determinations Personal Injury & Deceased



	2013	2014	2015	2016	2017	2018	2019	2020	2021	2022 YTD
Personal Injury Compensation Determinations - Cumulative	225	2,999	9,112	11,474	15,058	20,319	25,774	33,455	40,132	41,987
Deceased Compensation Determinations - Cumulative	-	8	20	54	183	595	1,161	1,811	2,312	2,444

VCF Program Statistics As of April 30, 2022

Cumulative Claims with Compensation Determinations Responder & Survivor



	2013	2014	2015	2016	2017	2018	2019	2020	2021	2022 YTD
Responder Compensation Determinations - Cumulative	218	2,579	7,739	9,595	12,491	16,512	20,032	24,269	27,827	28,796
Survivor Compensation Determinations - Cumulative	6	403	1,263	1,740	2,465	4,032	6,461	10,524	14,091	15,091
No Response Compensation Determinations - Cumulative	1	25	130	193	285	370	442	473	526	544