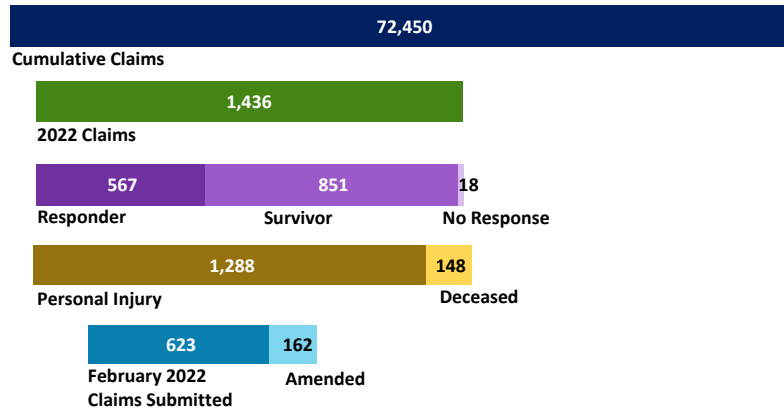


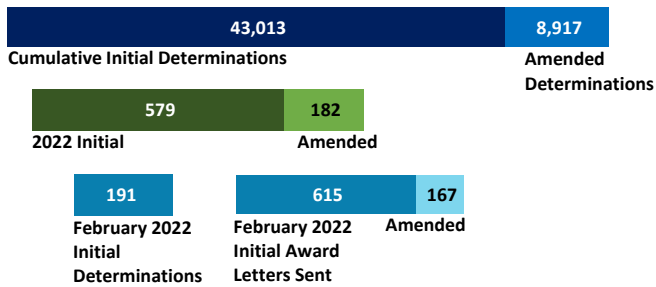
VCF Program Statistics As of February 28, 2022

VCF At-A-Glance

CLAIMS SUBMITTED



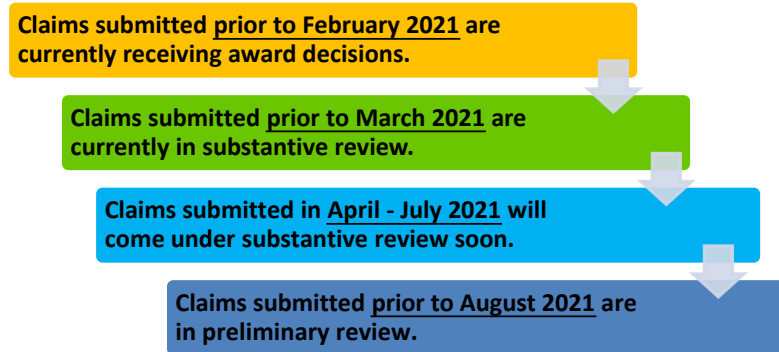
DETERMINATIONS RENDERED



DOLLARS AWARDED

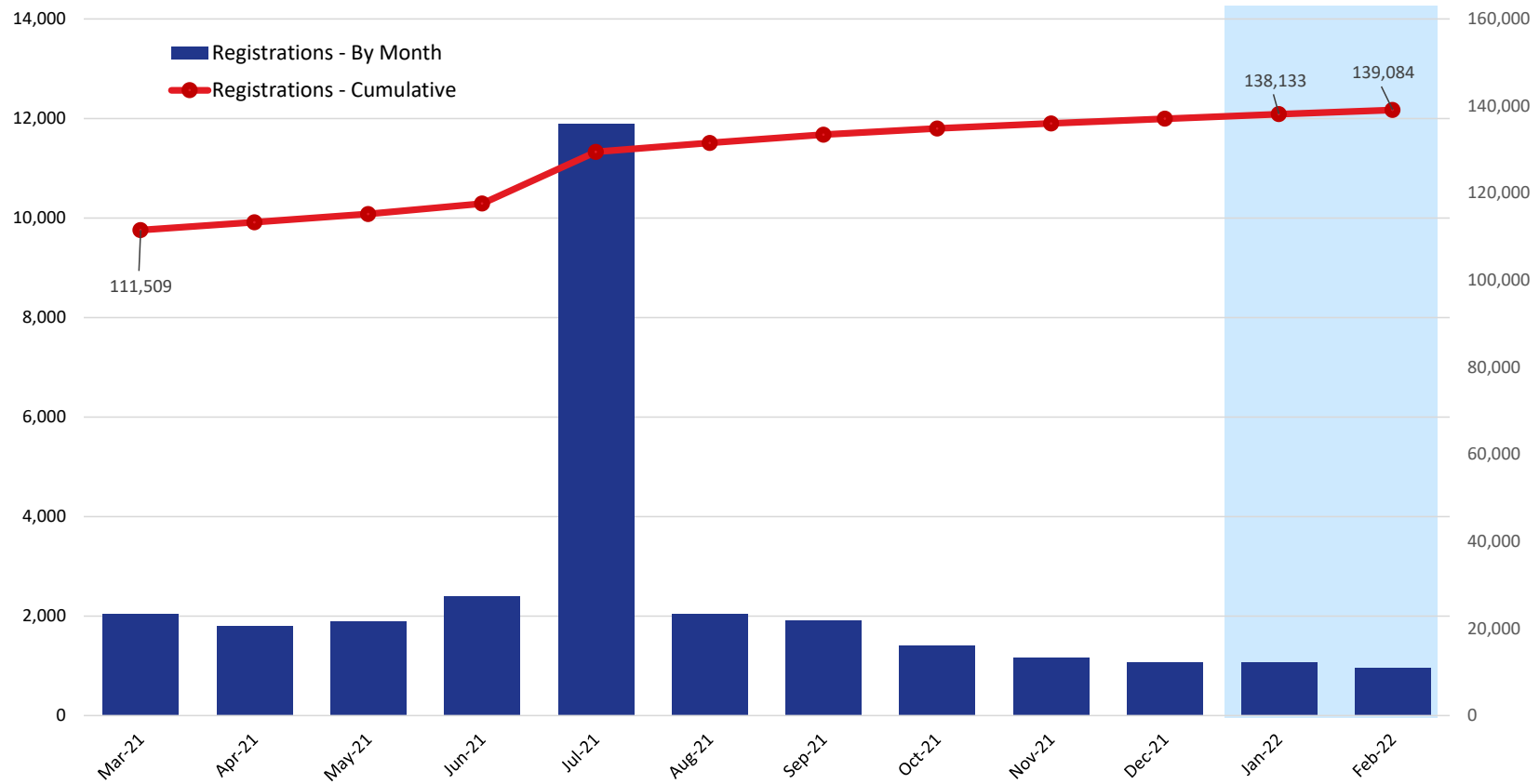


Claim Review Timeline



VCF Program Statistics As of February 28, 2022

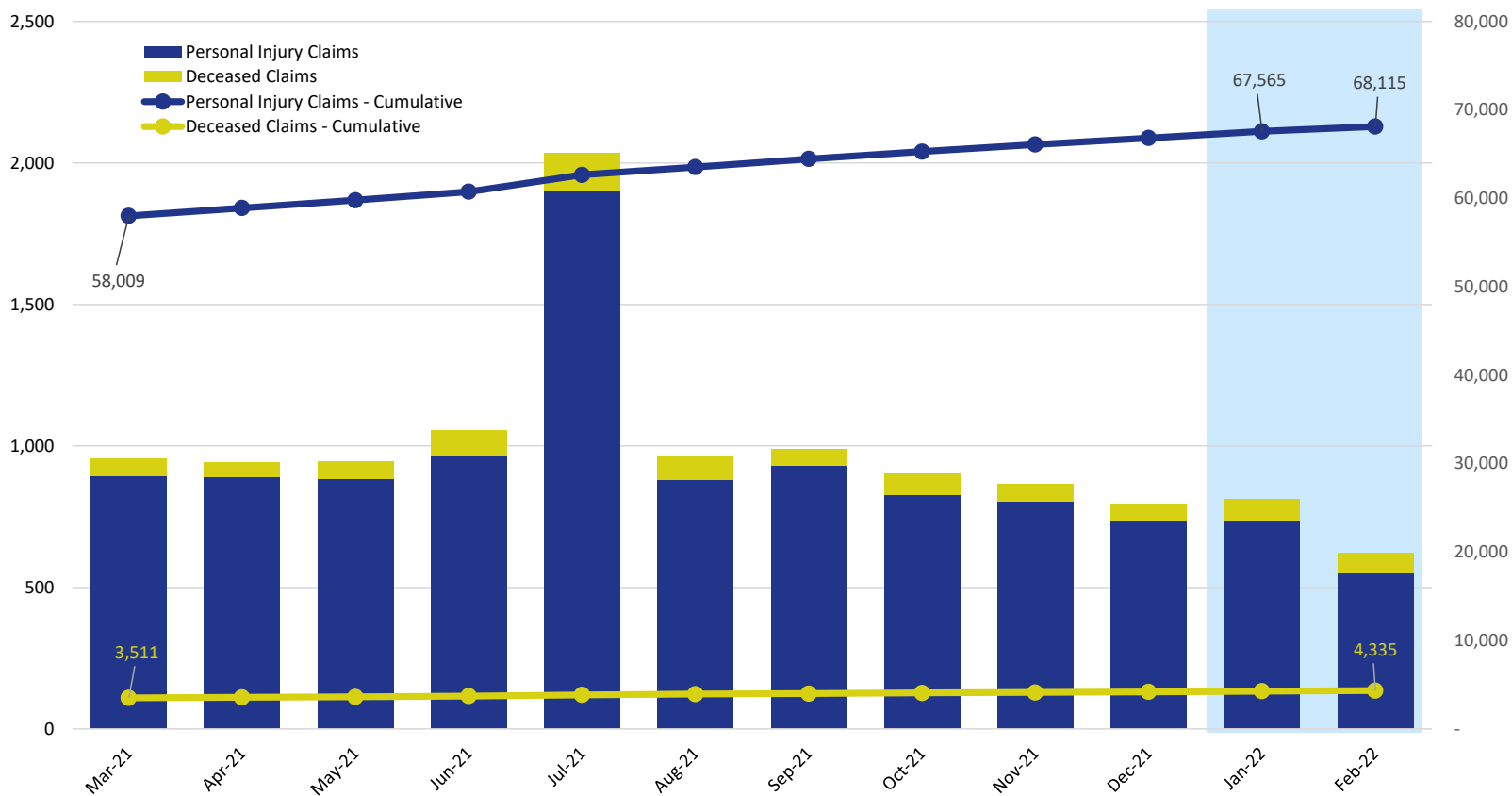
Unique Registrations



	2021										2022	
	Mar	Apr	May	Jun	Jul	Aug	Sep	Oct	Nov	Dec	Jan	Feb
Registrations - By Month	2,044	1,799	1,886	2,393	11,897	2,044	1,905	1,404	1,164	1,068	1,064	951
Registrations - Cumulative	111,509	113,308	115,194	117,587	129,484	131,528	133,433	134,837	136,001	137,069	138,133	139,084

VCF Program Statistics As of February 28, 2022

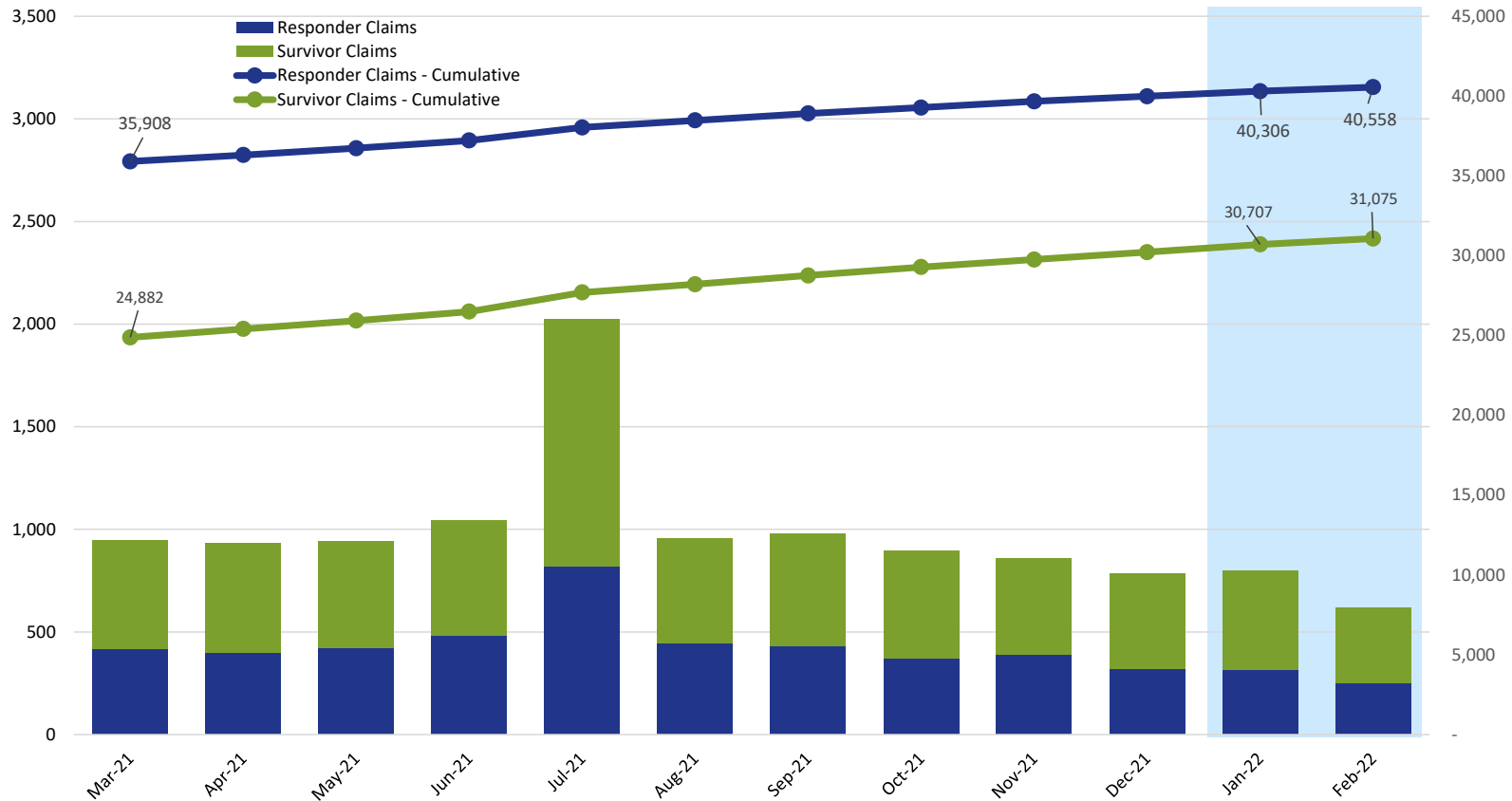
Claims Submitted by Month: Personal Injury & Deceased



	2021										2022	
	Mar	Apr	May	Jun	Jul	Aug	Sep	Oct	Nov	Dec	Jan	Feb
Personal Injury Claims	894	891	884	965	1,900	882	929	828	803	736	738	550
Deceased Claims	61	52	62	91	134	81	58	78	61	59	75	73
Unknown Claims	-	-	-	-	-	-	-	-	-	-	-	-
Claims - Cumulative	61,520	62,463	63,409	64,465	66,499	67,462	68,449	69,355	70,219	71,014	71,827	72,450

VCF Program Statistics As of February 28, 2022

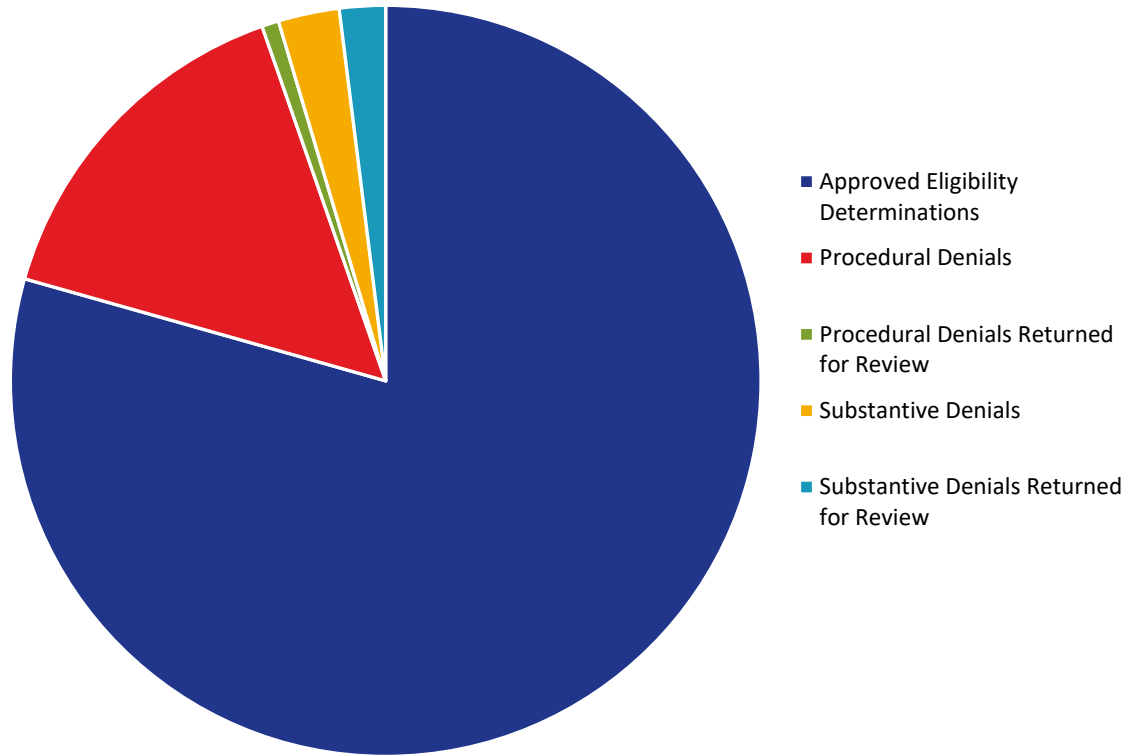
Claims Submitted by Month: Responder & Survivor



	2021										2022	
	Mar	Apr	May	Jun	Jul	Aug	Sep	Oct	Nov	Dec	Jan	Feb
Responder Claims	415	402	424	481	822	444	430	370	390	320	315	252
Survivor Claims	531	532	520	563	1,202	512	550	527	470	466	483	368
No Response Claims	9	9	2	12	10	7	7	9	4	9	15	3
Claims - Cumulative	61,520	62,463	63,409	64,465	66,499	67,462	68,449	69,355	70,219	71,014	71,827	72,450

VCF Program Statistics As of February 28, 2022

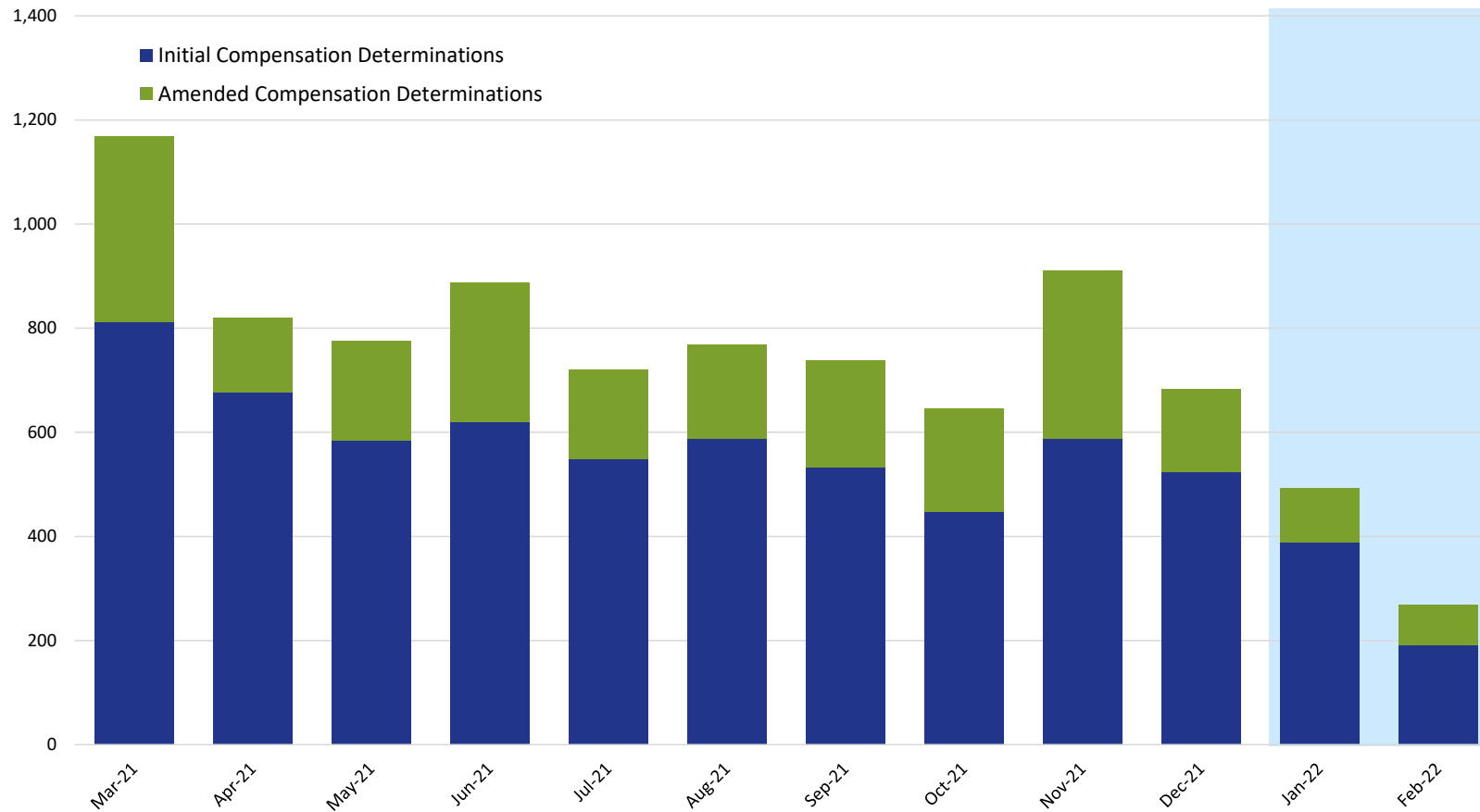
Eligibility



	2021										2022	
	Mar	Apr	May	Jun	Jul	Aug	Sep	Oct	Nov	Dec	Jan	Feb
Approved Eligibility Determinations	38,184	38,863	39,464	40,040	40,547	41,153	41,678	42,140	42,737	43,273	43,658	44,196
Procedural Denials	6,870	7,071	7,172	7,395	7,518	7,681	7,681	8,124	8,269	8,364	8,404	8,504
Procedural Denials Returned for Review	324	332	340	351	359	370	370	391	399	404	405	407
Substantive Denials	1,136	1,155	1,174	1,199	1,221	1,248	1,255	1,284	1,325	1,350	1,387	1,465
Substantive Denials Returned for Review	485	526	582	643	682	750	778	854	967	1,033	1,082	1,103

VCF Program Statistics As of February 28, 2022

Compensation Determinations by Month: Initial & Amended

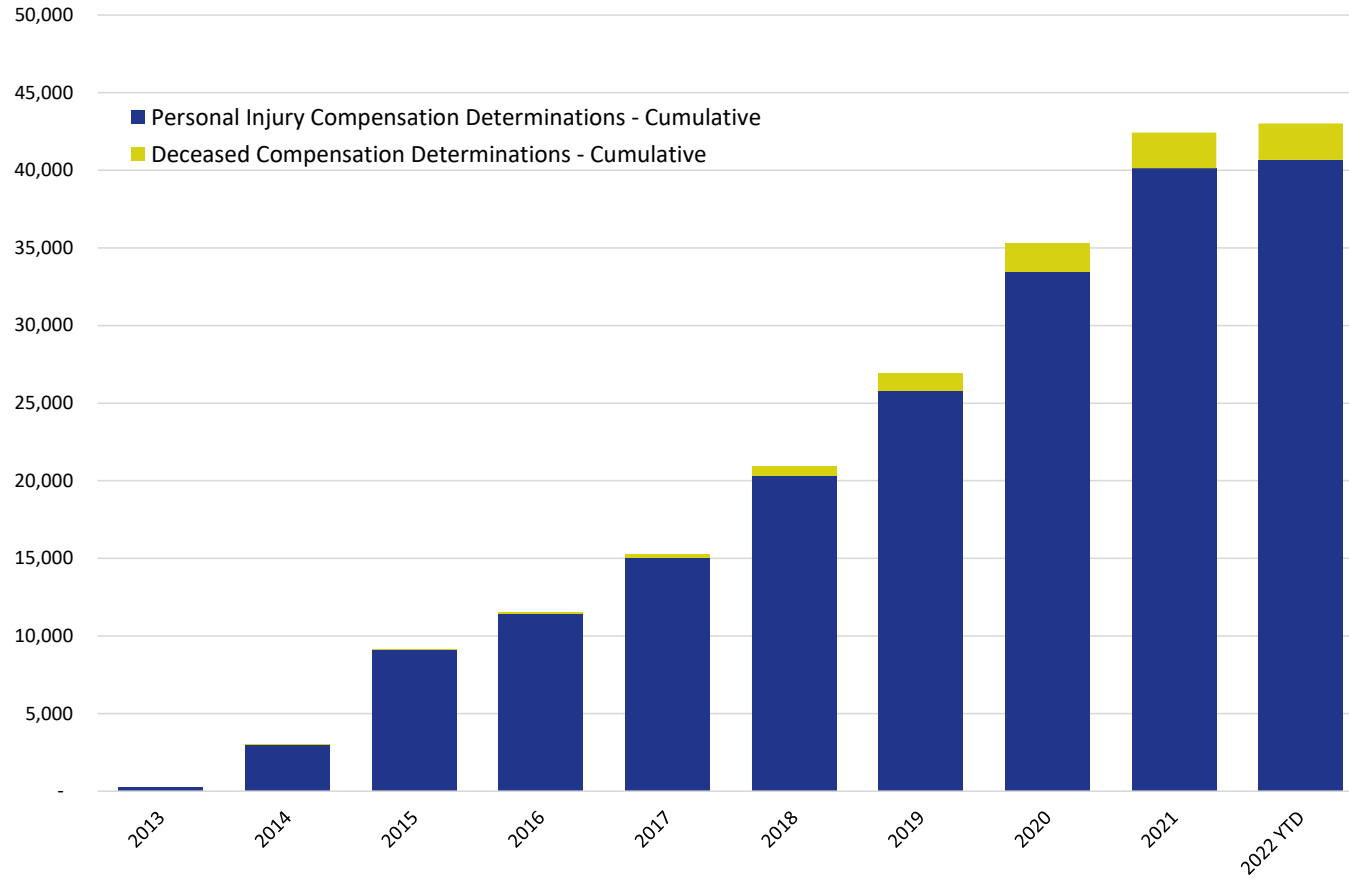


	2021										2022	
	Mar	Apr	May	Jun	Jul	Aug	Sep	Oct	Nov	Dec	Jan	Feb
Initial Compensation Determinations	812	677	584	619	549	588	532	447	588	524	388	191
Amended Compensation Determinations	357	143	191	268	172	181	205	199	322	160	104	78

NOTE: This chart includes only those compensation determinations for which the claimant has been notified by the VCF in writing of the amount of their award. Once a claimant is notified, the determination is counted on this chart, but it is reflected in the month in which the award was finalized and deemed ready for final quality checks, not in the month in which the claimant was notified. The VCF process includes a series of quality checks that are completed before a claimant is notified. These quality checks may take several weeks or longer. This means that there are claims for which substantive review has been completed but they are not counted on this chart because the claimant has not yet been notified of the award. This also means that the monthly numbers shown here for prior months will change from one report to the next as claims completed in earlier months finish the quality check process and claimants are notified.

VCF Program Statistics As of February 28, 2022

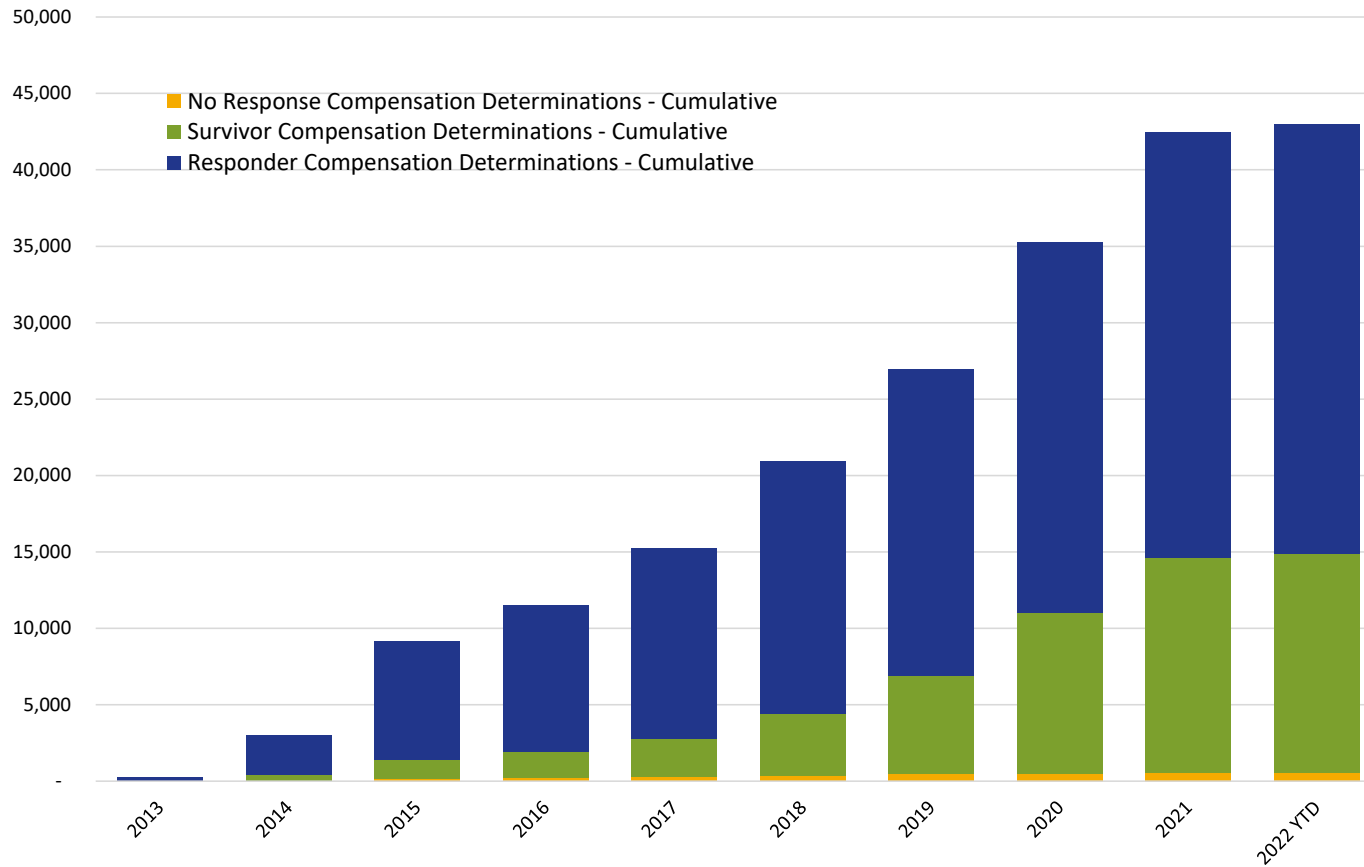
Cumulative Claims with Compensation Determinations Personal Injury & Deceased



	2013	2014	2015	2016	2017	2018	2019	2020	2021	2022 YTD
Personal Injury Compensation Determinations - Cumulative	225	2,999	9,112	11,473	15,057	20,318	25,774	33,455	40,124	40,667
Deceased Compensation Determinations - Cumulative	-	8	20	54	183	595	1,160	1,810	2,310	2,346

VCF Program Statistics As of February 28, 2022

Cumulative Claims with Compensation Determinations Responder & Survivor



	2013	2014	2015	2016	2017	2018	2019	2020	2021	2022 YTD
Responder Compensation Determinations - Cumulative	218	2,579	7,739	9,595	12,491	16,512	20,032	24,269	27,823	28,117
Survivor Compensation Determinations - Cumulative	6	403	1,263	1,740	2,465	4,032	6,461	10,524	14,086	14,370
No Response Compensation Determinations - Cumulative	1	25	130	192	284	369	441	472	525	526