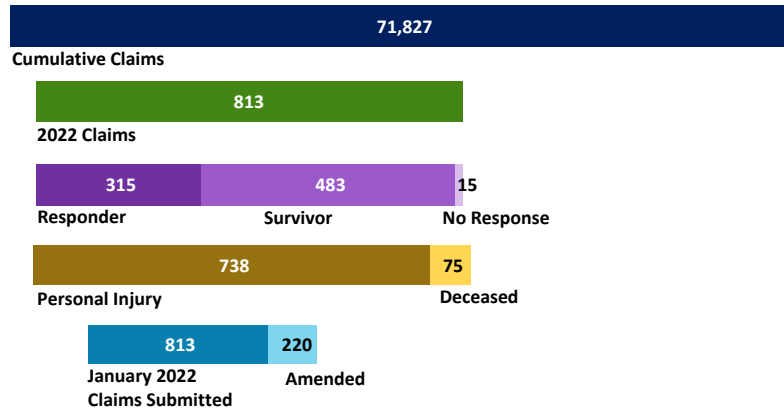


VCF Program Statistics

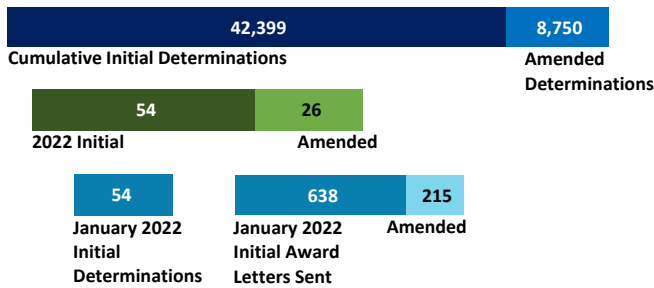
As of January 31, 2022

VCF At-A-Glance


CLAIMS SUBMITTED



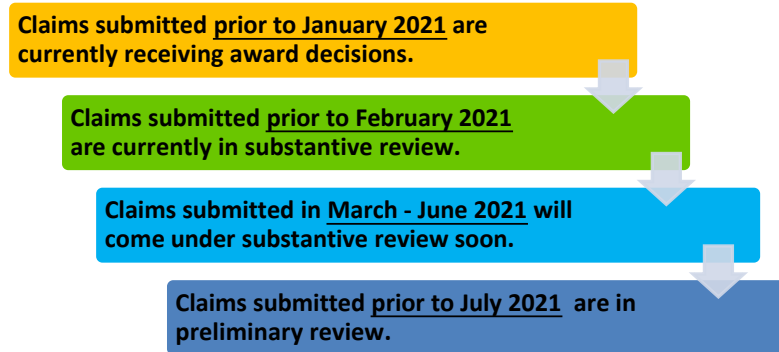
DETERMINATIONS RENDERED



DOLLARS AWARDED

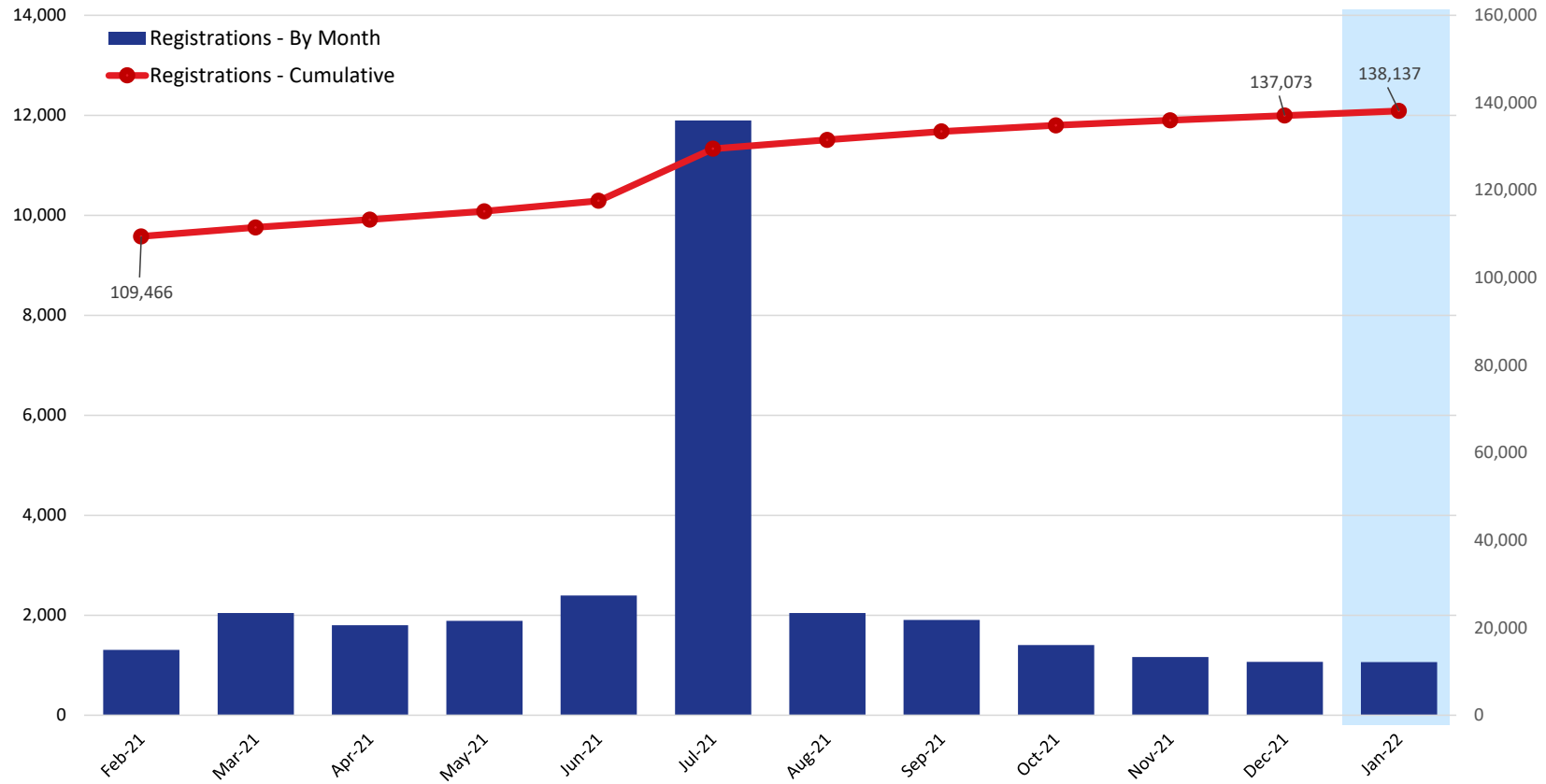


Claim Review Timeline



VCF Program Statistics As of January 31, 2022

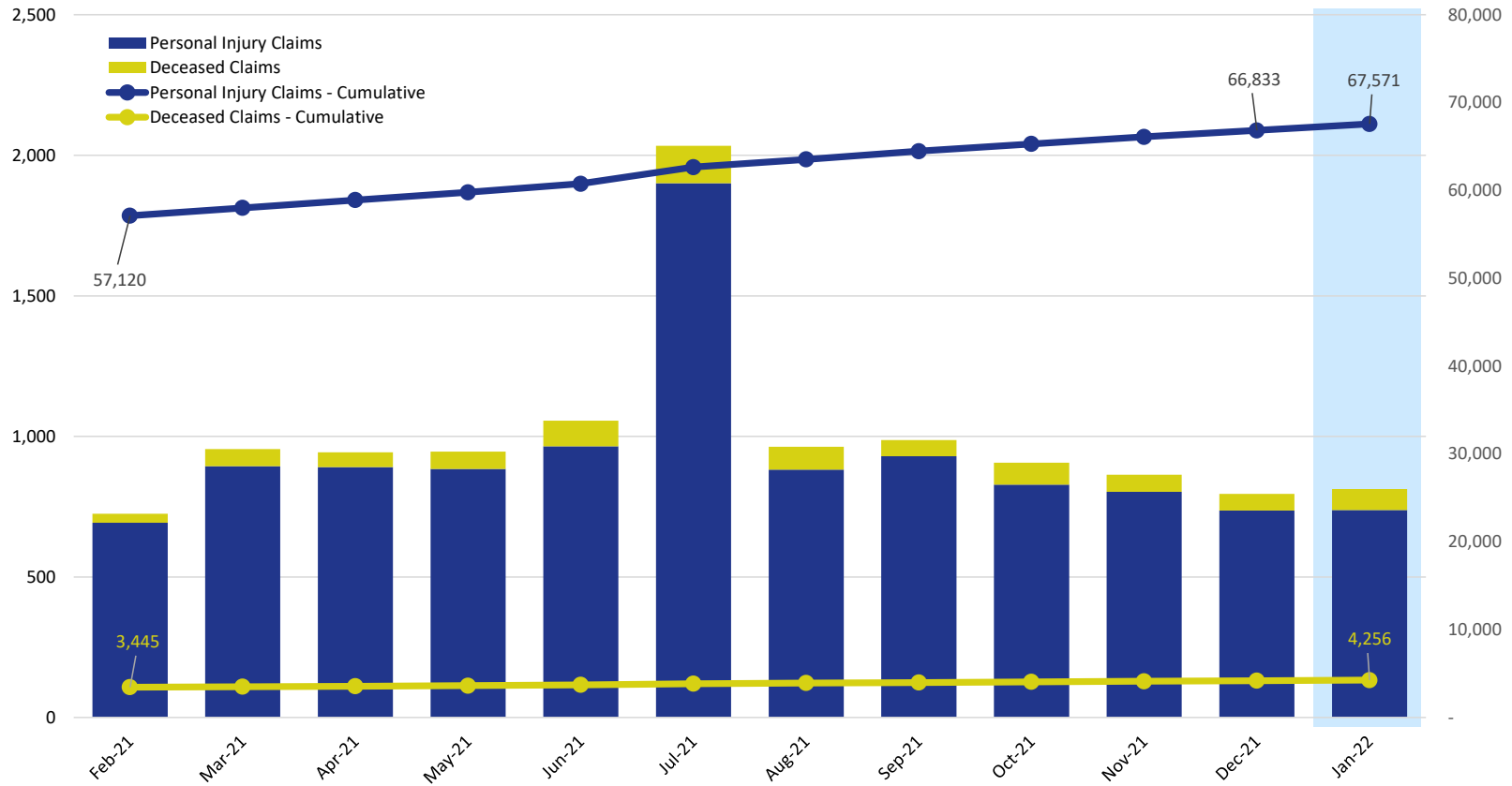
Unique Registrations



	2021											2022
	Feb	Mar	Apr	May	Jun	Jul	Aug	Sep	Oct	Nov	Dec	Jan
Registrations - By Month	1,307	2,045	1,799	1,886	2,393	11,898	2,044	1,906	1,404	1,164	1,068	1,064
Registrations - Cumulative	109,466	111,511	113,310	115,196	117,589	129,487	131,531	133,437	134,841	136,005	137,073	138,137

VCF Program Statistics As of January 31, 2022

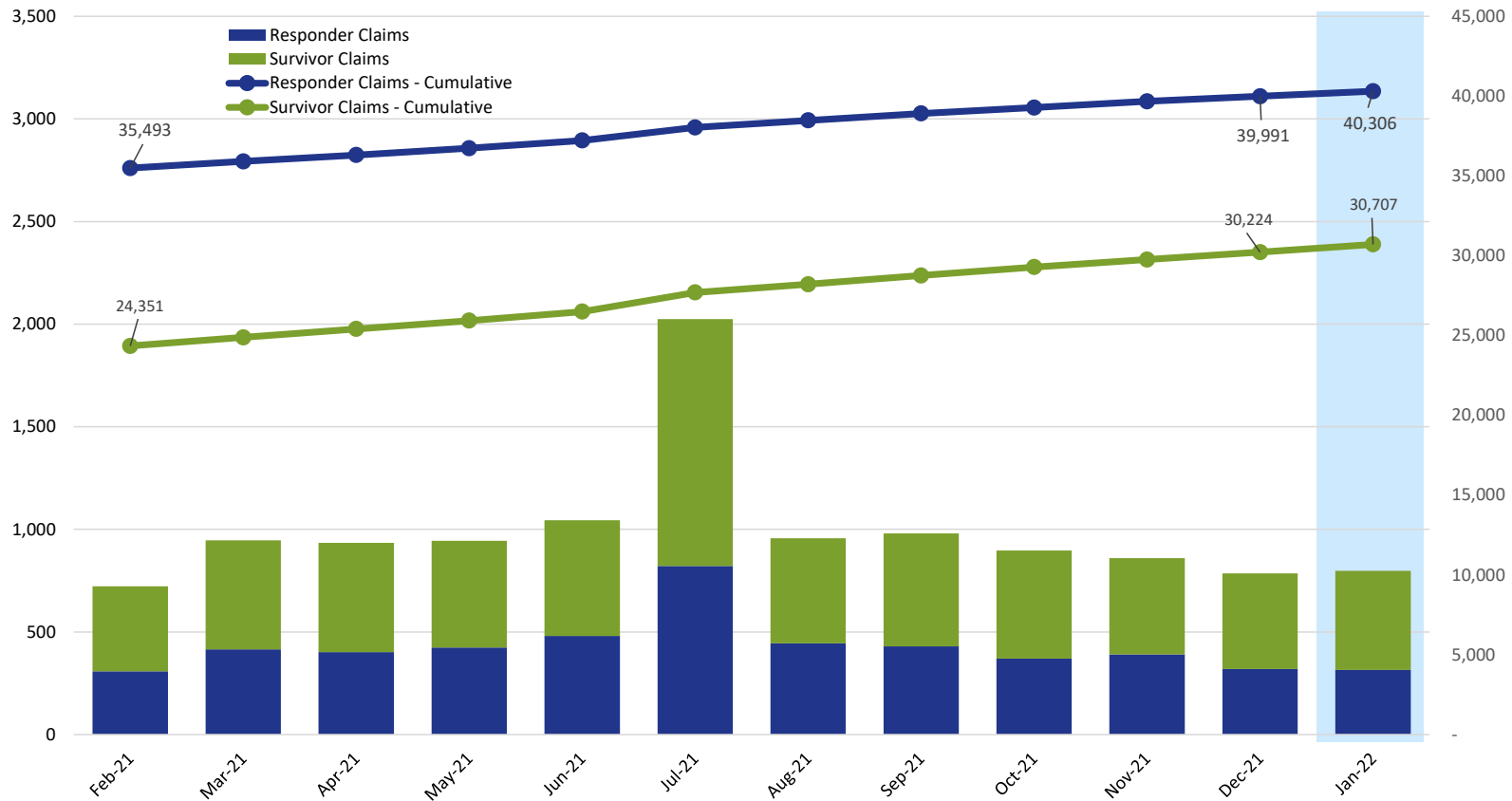
Claims Submitted by Month: Personal Injury & Deceased



	2021											2022
	Feb	Mar	Apr	May	Jun	Jul	Aug	Sep	Oct	Nov	Dec	Jan
Personal Injury Claims	693	894	891	884	965	1,901	882	929	828	803	736	738
Deceased Claims	32	61	52	62	91	133	81	58	78	61	59	75
Unknown Claims	-	-	-	-	-	-	-	-	-	-	-	-
Claims - Cumulative	60,565	61,520	62,463	63,409	64,465	66,499	67,462	68,449	69,355	70,219	71,014	71,827

VCF Program Statistics As of January 31, 2022

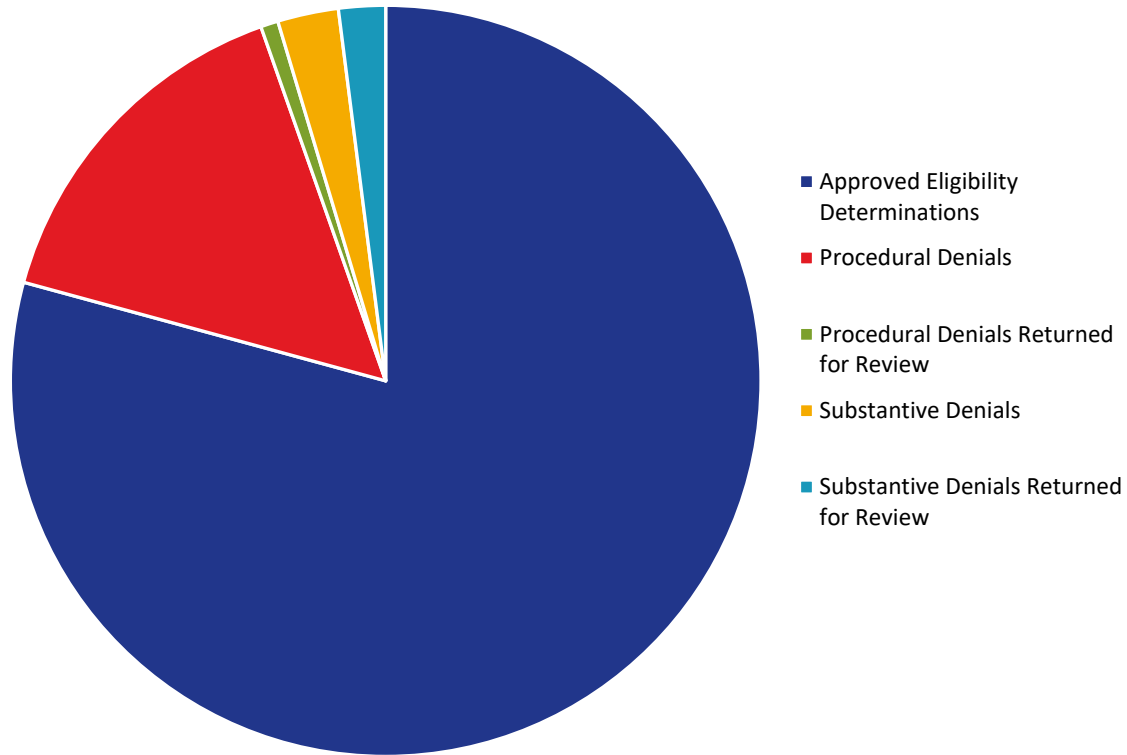
Claims Submitted by Month: Responder & Survivor



	2021											2022
	Feb	Mar	Apr	May	Jun	Jul	Aug	Sep	Oct	Nov	Dec	Jan
Responder Claims	308	415	402	424	481	822	444	430	370	390	320	315
Survivor Claims	414	531	532	520	563	1,202	512	550	527	470	466	483
No Response Claims	3	9	9	2	12	10	7	7	9	4	9	15
Claims - Cumulative	60,565	61,520	62,463	63,409	64,465	66,499	67,462	68,449	69,355	70,219	71,014	71,827

VCF Program Statistics As of January 31, 2022

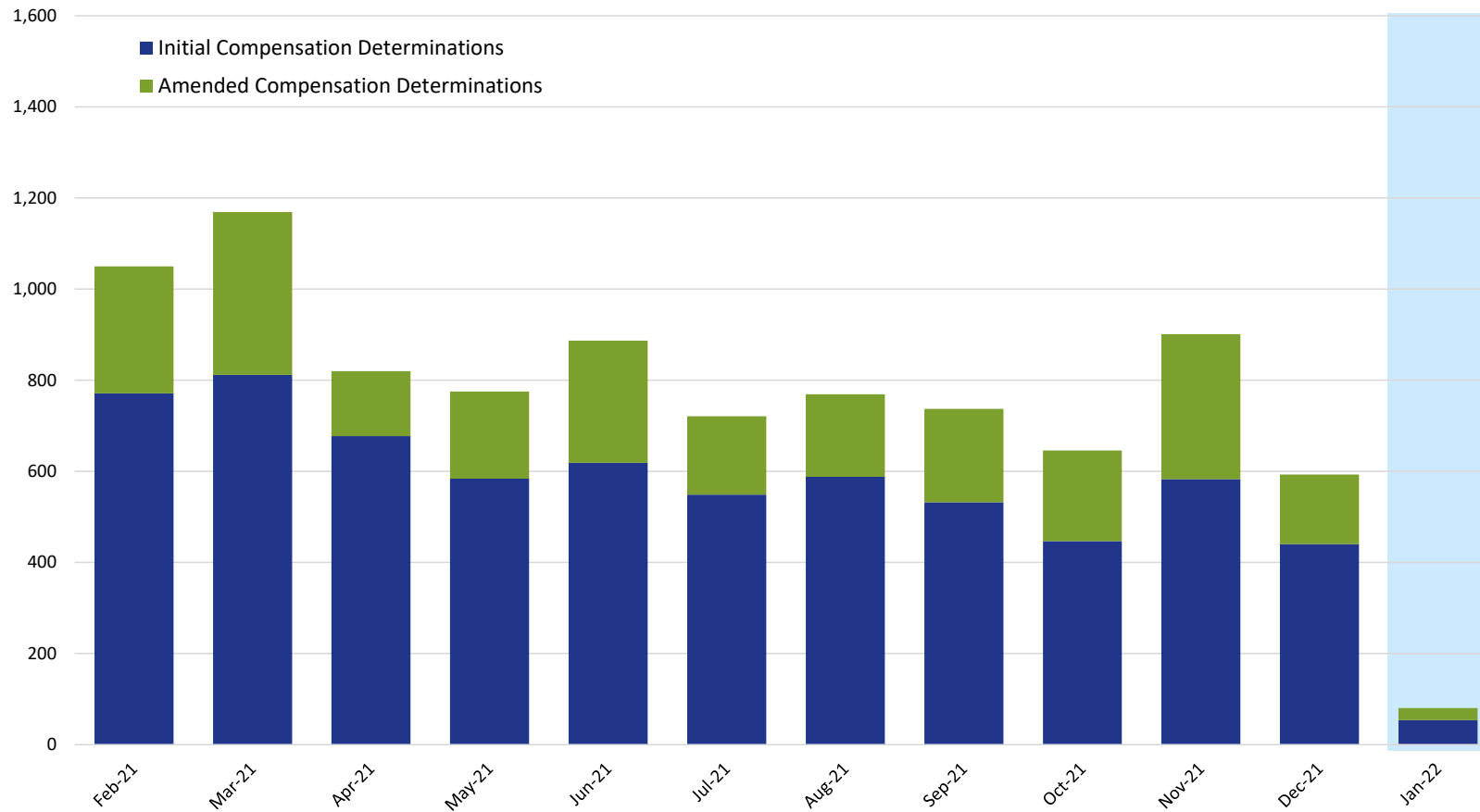
Eligibility



	2021											2022
	Feb	Mar	Apr	May	Jun	Jul	Aug	Sep	Oct	Nov	Dec	Jan
Approved Eligibility Determinations	37,370	38,185	38,864	39,465	40,041	40,548	41,154	41,679	42,141	42,738	43,274	43,659
Procedural Denials	6,728	6,925	7,127	7,227	7,451	7,576	7,740	7,740	8,186	8,332	8,431	8,472
Procedural Denials Returned for Review	307	332	344	354	369	375	388	388	408	415	416	416
Substantive Denials	1,115	1,142	1,161	1,181	1,205	1,227	1,256	1,263	1,295	1,337	1,366	1,445
Substantive Denials Returned for Review	473	512	554	610	678	718	790	821	907	1,032	1,101	1,112

VCF Program Statistics As of January 31, 2022

Compensation Determinations by Month: Initial & Amended

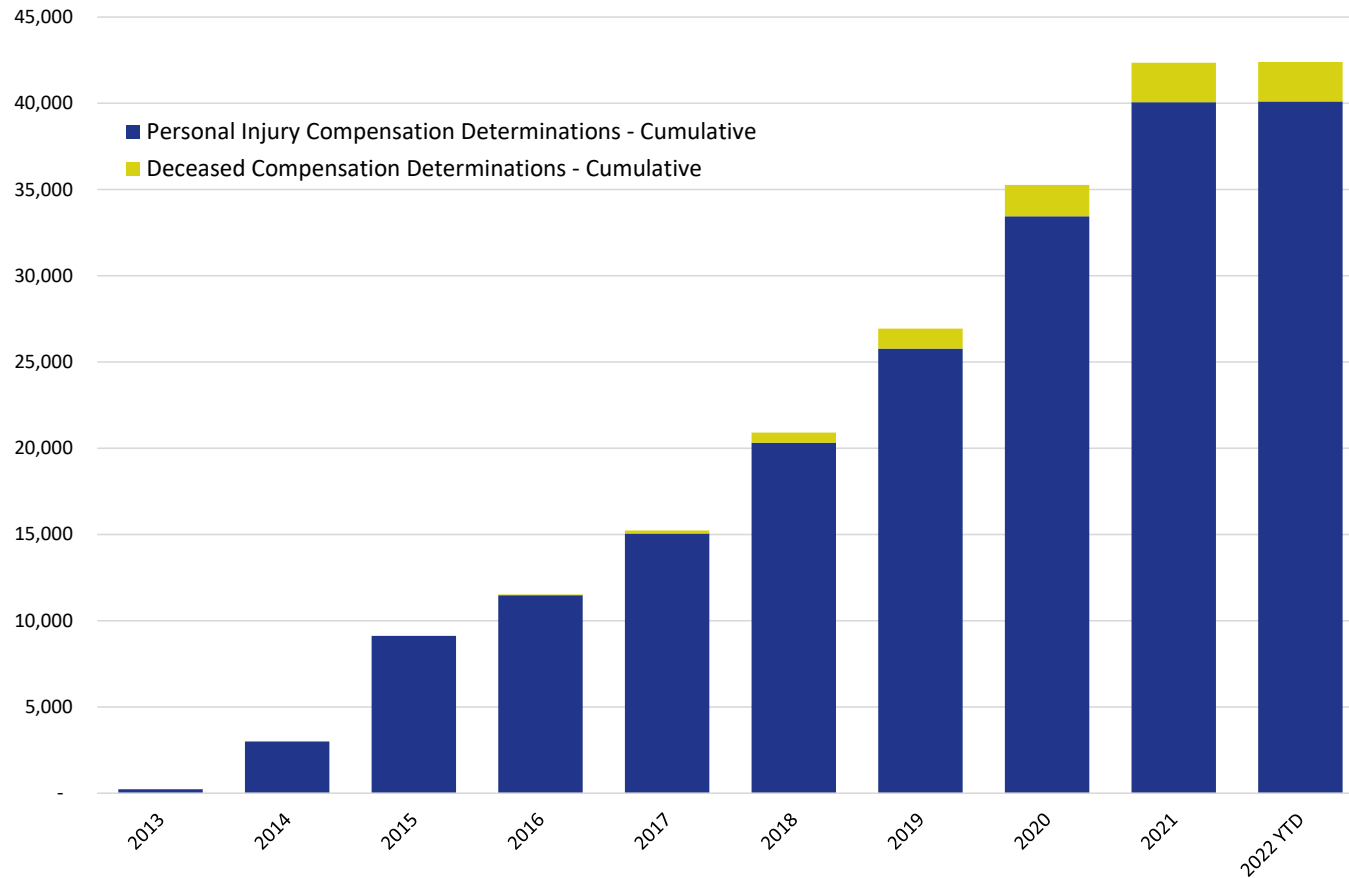


	2021											2022
	Feb	Mar	Apr	May	Jun	Jul	Aug	Sep	Oct	Nov	Dec	Jan
Initial Compensation Determinations	771	812	677	584	619	549	588	532	447	583	440	54
Amended Compensation Determinations	279	357	143	191	268	172	181	205	199	318	153	26

NOTE: This chart includes only those compensation determinations for which the claimant has been notified by the VCF in writing of the amount of their award. Once a claimant is notified, the determination is counted on this chart, but it is reflected in the month in which the award was finalized and deemed ready for final quality checks, not in the month in which the claimant was notified. The VCF process includes a series of quality checks that are completed before a claimant is notified. These quality checks may take several weeks or longer. This means that there are claims for which substantive review has been completed but they are not counted on this chart because the claimant has not yet been notified of the award. This also means that the monthly numbers shown here for prior months will change from one report to the next as claims completed in earlier months finish the quality check process and claimants are notified.

VCF Program Statistics As of January 31, 2022

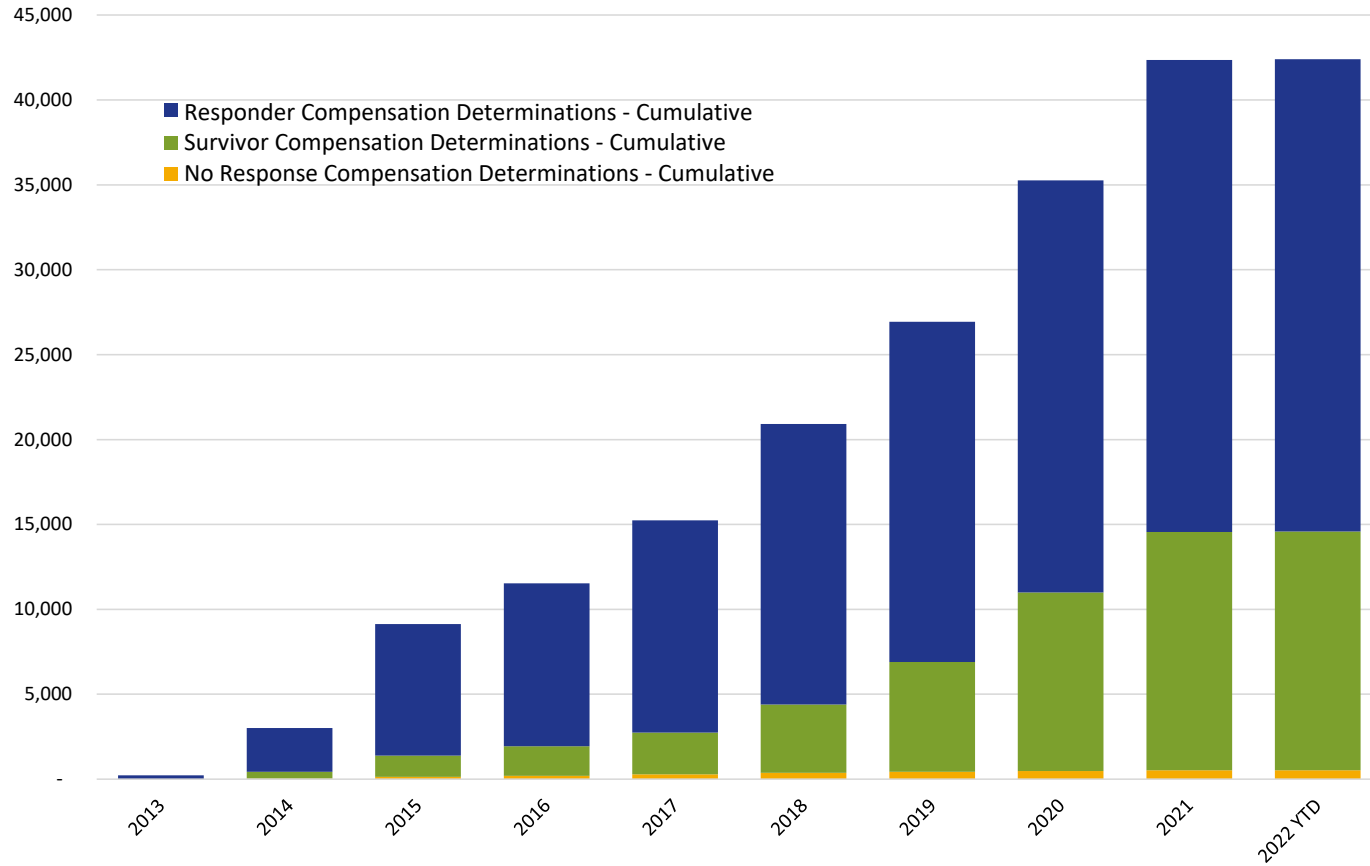
Cumulative Claims with Compensation Determinations Personal Injury & Deceased



	2013	2014	2015	2016	2017	2018	2019	2020	2021	2022 YTD
Personal Injury Compensation Determinations - Cumulative	225	2,999	9,112	11,473	15,057	20,319	25,775	33,456	40,058	40,103
Deceased Compensation Determinations - Cumulative	-	8	20	54	183	594	1,159	1,809	2,287	2,296

VCF Program Statistics As of January 31, 2022

Cumulative Claims with Compensation Determinations Responder & Survivor



	2013	2014	2015	2016	2017	2018	2019	2020	2021	2022 YTD
Responder Compensation Determinations - Cumulative	218	2,579	7,739	9,595	12,491	16,512	20,032	24,269	27,783	27,812
Survivor Compensation Determinations - Cumulative	6	403	1,263	1,740	2,465	4,032	6,461	10,524	14,037	14,062
No Response Compensation Determinations - Cumulative	1	25	130	192	284	369	441	472	525	525