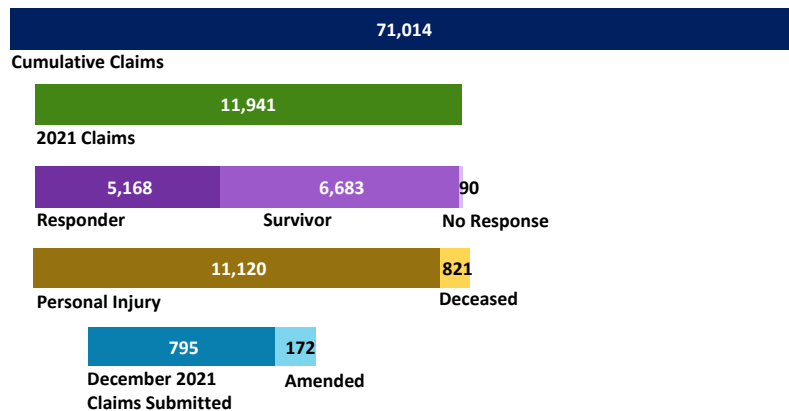


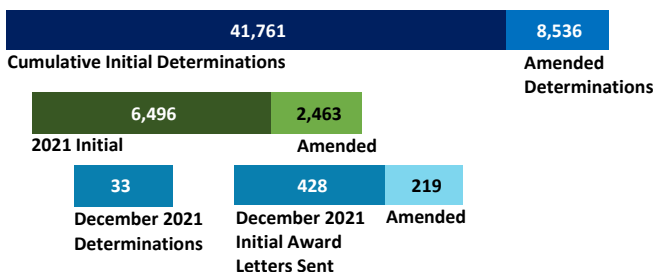
VCF Program Statistics As of December 31, 2021

VCF At-A-Glance


CLAIMS SUBMITTED



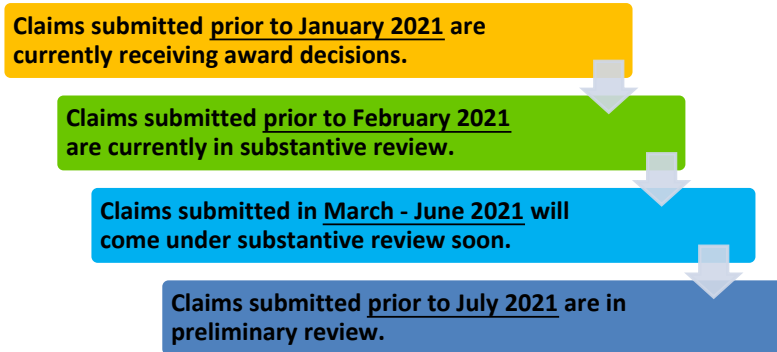
DETERMINATIONS RENDERED



DOLLARS AWARDED

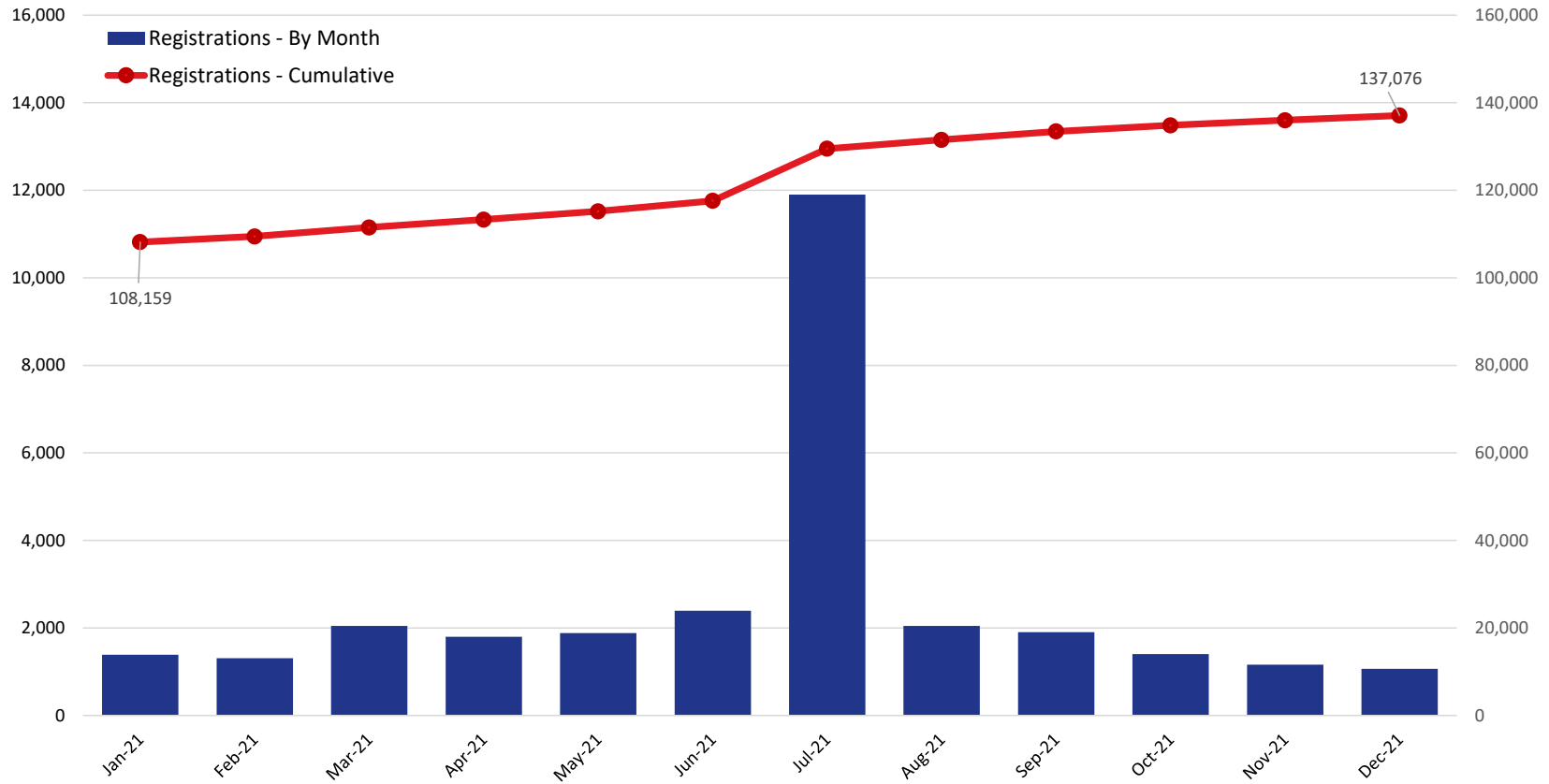


Claim Review Timeline



VCF Program Statistics As of December 31, 2021

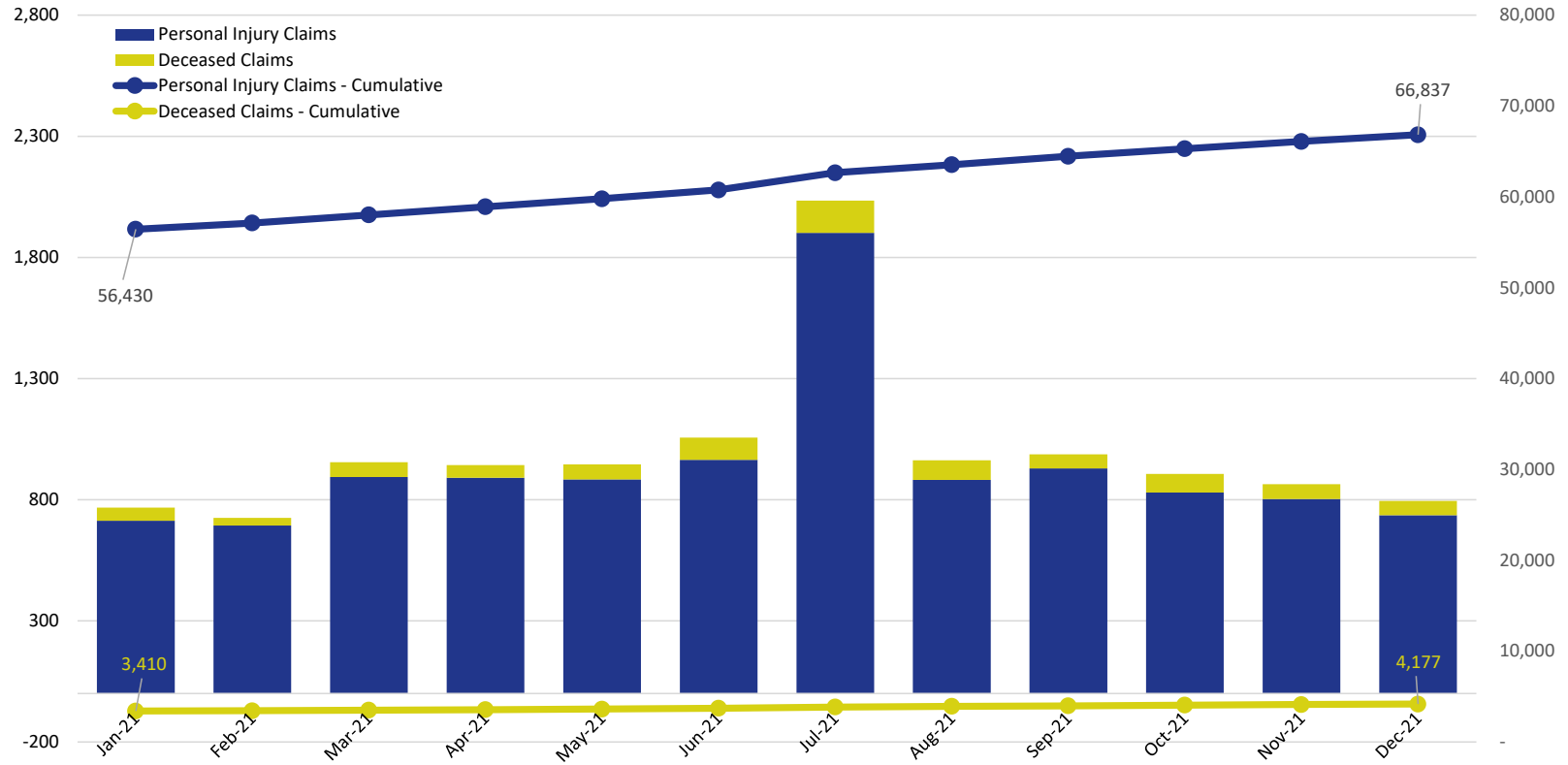
Unique Registrations



	2021	2021	2021	2021	2021	2021	2021	2021	2021	2021	2021	2021
	Jan	Feb	Mar	Apr	May	Jun	Jul	Aug	Sep	Oct	Nov	Dec
Registrations - By Month	1,387	1,307	2,046	1,799	1,886	2,394	11,898	2,045	1,906	1,404	1,164	1,068
Registrations - Cumulative	108,159	109,466	111,512	113,311	115,197	117,591	129,489	131,534	133,440	134,844	136,008	137,076

VCF Program Statistics As of December 31, 2021

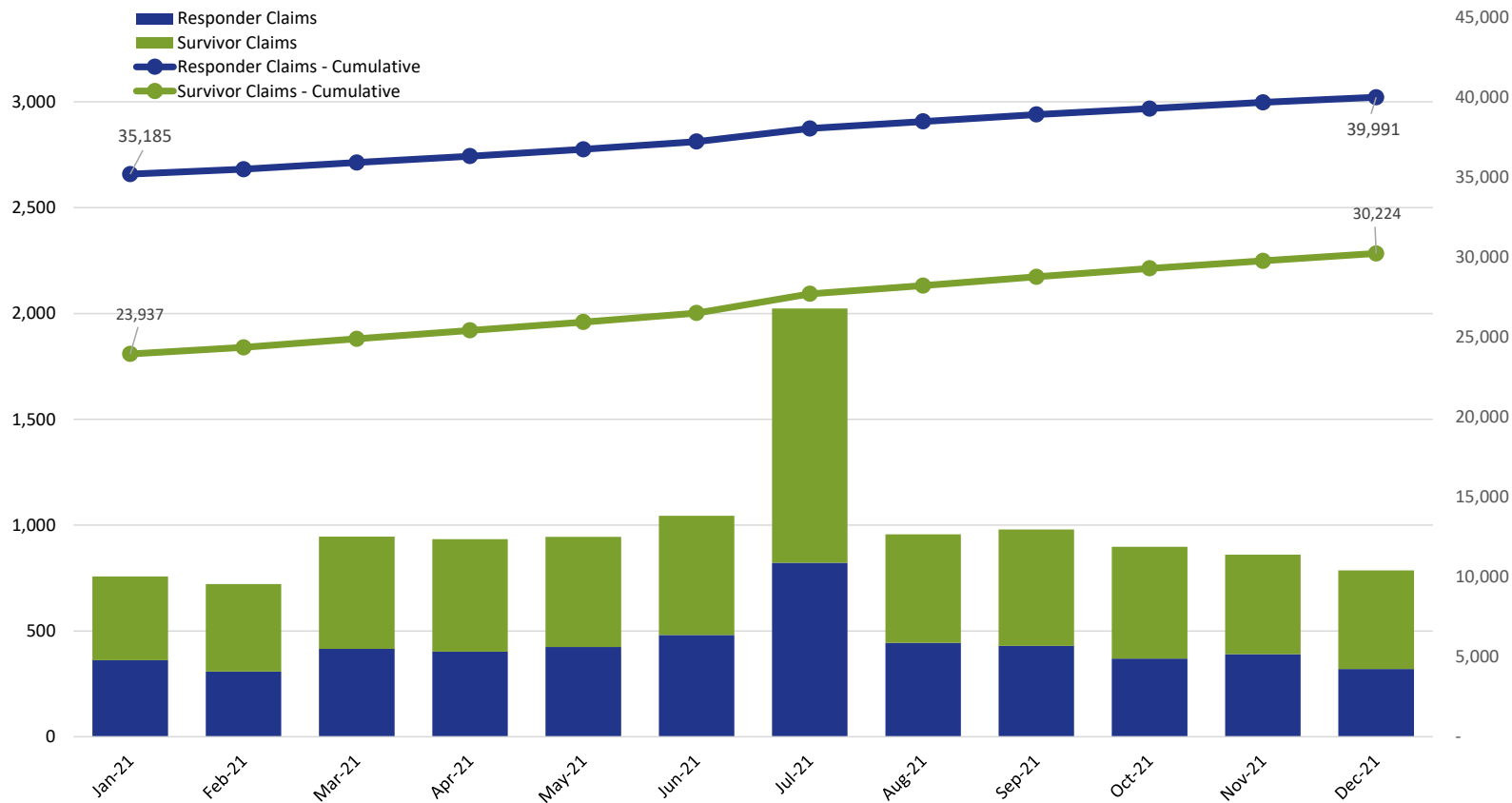
Claims Submitted by Month: Personal Injury & Deceased



	2021	2021	2021	2021	2021	2021	2021	2021	2021	2021	2021	2021
	Jan	Feb	Mar	Apr	May	Jun	Jul	Aug	Sep	Oct	Nov	Dec
Personal Injury Claims	713	693	894	891	884	965	1,901	882	929	829	803	736
Deceased Claims	54	32	61	52	62	91	133	81	58	77	61	59
Unknown Claims	-	-	-	-	-	-	-	-	-	-	-	-
Claims - Cumulative	59,840	60,565	61,520	62,463	63,409	64,465	66,499	67,462	68,449	69,355	70,219	71,014

VCF Program Statistics As of December 31, 2021

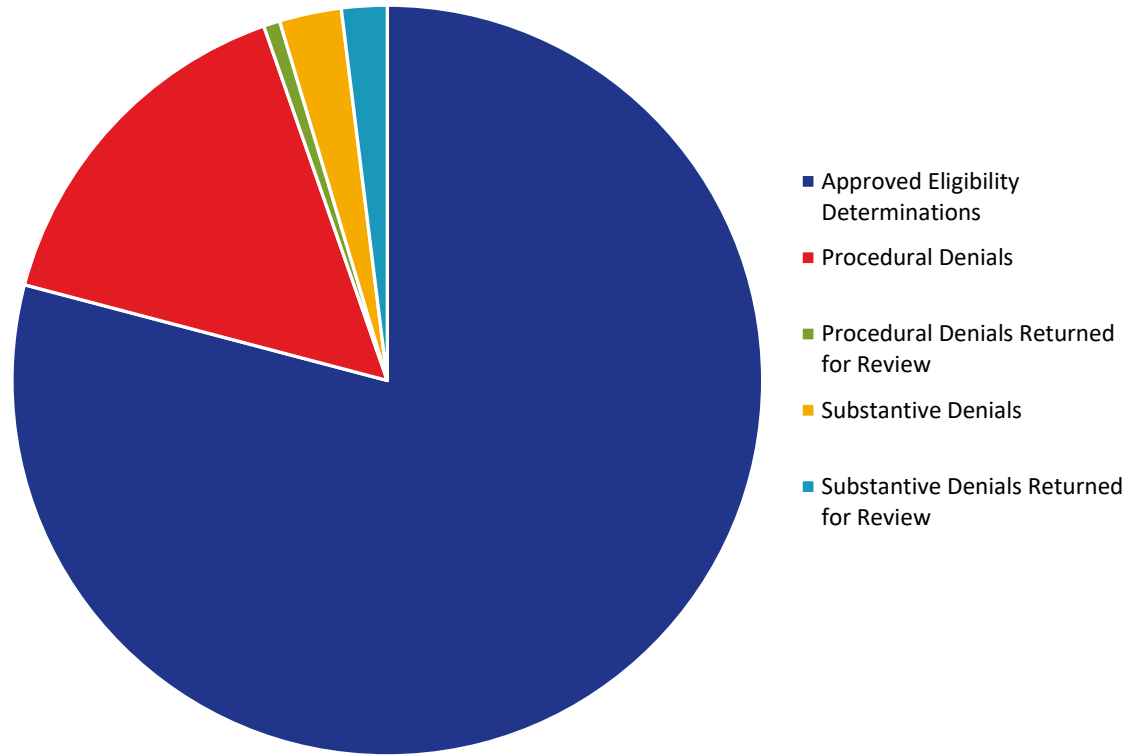
Claims Submitted by Month: Responder & Survivor



	2021	2021	2021	2021	2021	2021	2021	2021	2021	2021	2021	2021
	Jan	Feb	Mar	Apr	May	Jun	Jul	Aug	Sep	Oct	Nov	Dec
Responder Claims	362	308	415	402	424	481	822	444	430	370	390	320
Survivor Claims	396	414	531	532	520	563	1,202	512	550	527	470	466
No Response Claims	9	3	9	9	2	12	10	7	7	9	4	9
Claims - Cumulative	59,840	60,565	61,520	62,463	63,409	64,465	66,499	67,462	68,449	69,355	70,219	71,014

VCF Program Statistics As of December 31, 2021

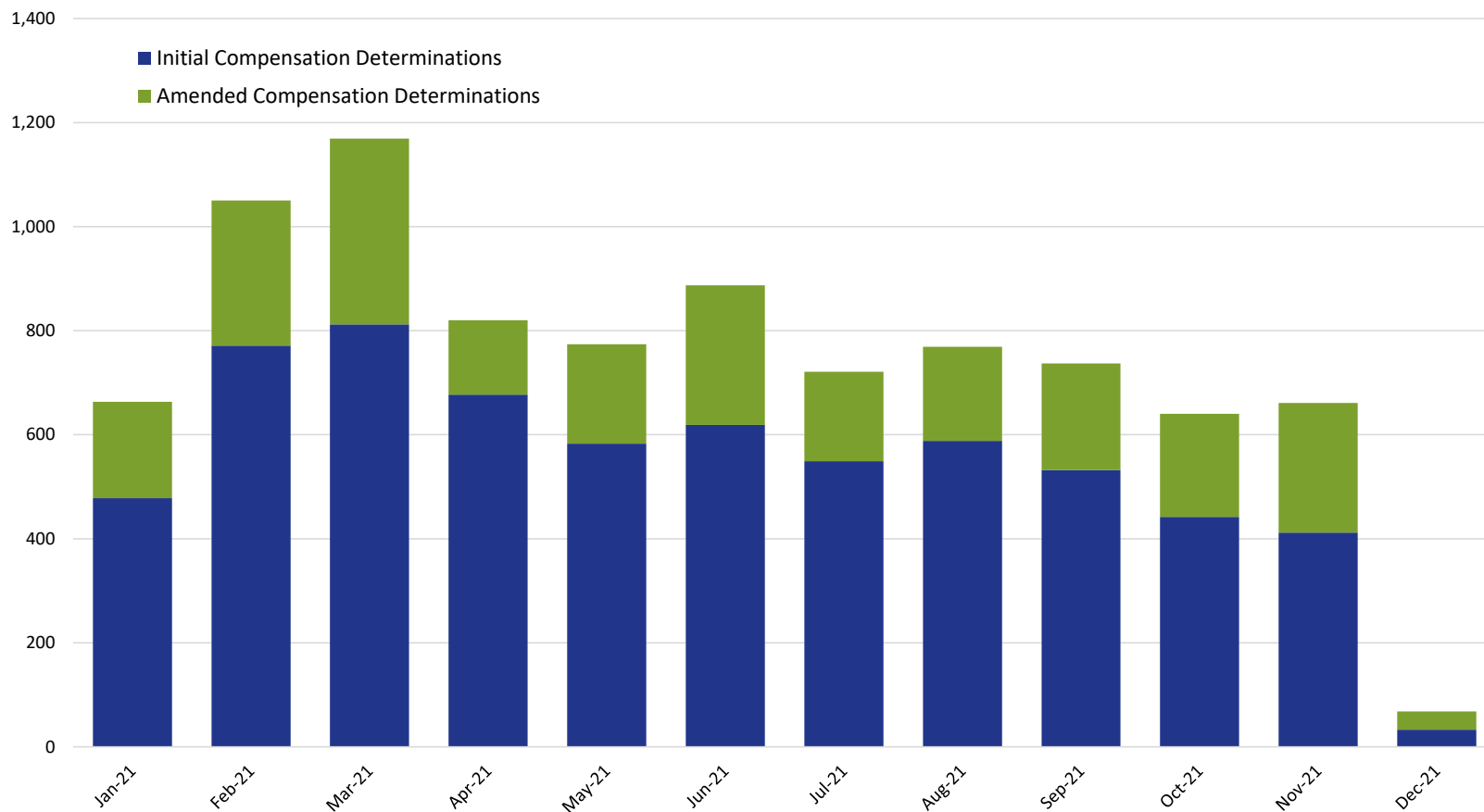
Eligibility



	2021	2021	2021	2021	2021	2021	2021	2021	2021	2021	2021	2021
	Jan	Feb	Mar	Apr	May	Jun	Jul	Aug	Sep	Oct	Nov	Dec
Approved Eligibility Determinations	36,562	37,369	38,184	38,863	39,464	40,040	40,548	41,154	41,679	42,141	42,738	43,274
Procedural Denials	6,465	6,778	6,982	7,187	7,291	7,518	7,644	7,808	7,808	8,260	8,410	8,510
Procedural Denials Returned for Review	270	295	317	327	333	345	352	366	366	382	385	385
Substantive Denials	1,088	1,122	1,148	1,168	1,189	1,214	1,239	1,272	1,280	1,313	1,385	1,462
Substantive Denials Returned for Review	436	499	539	581	638	706	745	819	850	947	1,051	1,073

VCF Program Statistics As of December 31, 2021

Compensation Determinations by Month: Initial & Amended

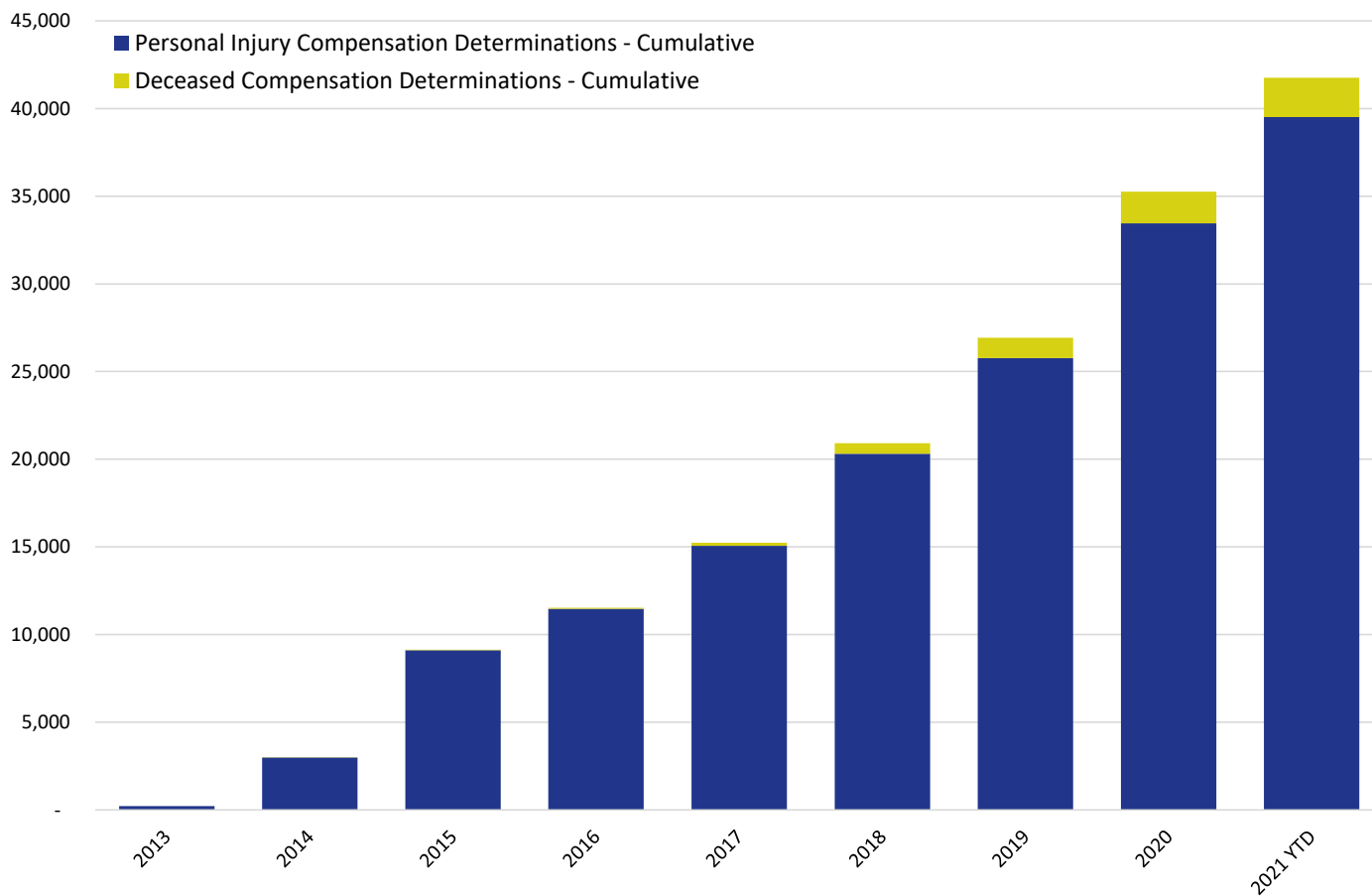


	2021	2021	2021	2021	2021	2021	2021	2021	2021	2021	2021	2021	2021
	Jan	Feb	Mar	Apr	May	Jun	Jul	Aug	Sep	Oct	Nov	Dec	Dec
Initial Compensation Determinations	478	771	812	677	583	619	549	588	532	442	412	33	33
Amended Compensation Determinations	185	279	357	143	191	268	172	181	205	198	249	35	35

NOTE: This chart includes only those compensation determinations for which the claimant has been notified by the VCF in writing of the amount of their award. Once a claimant is notified, the determination is counted on this chart, but it is reflected in the month in which the award was finalized and deemed ready for final quality checks, not in the month in which the claimant was notified. The VCF process includes a series of quality checks that are completed before a claimant is notified. These quality checks may take several weeks or longer. This means that there are claims for which substantive review has been completed but they are not counted on this chart because the claimant has not yet been notified of the award. This also means that the monthly numbers shown here for prior months will change from one report to the next as claims completed in earlier months finish the quality check process and claimants are notified.

VCF Program Statistics As of December 31, 2021

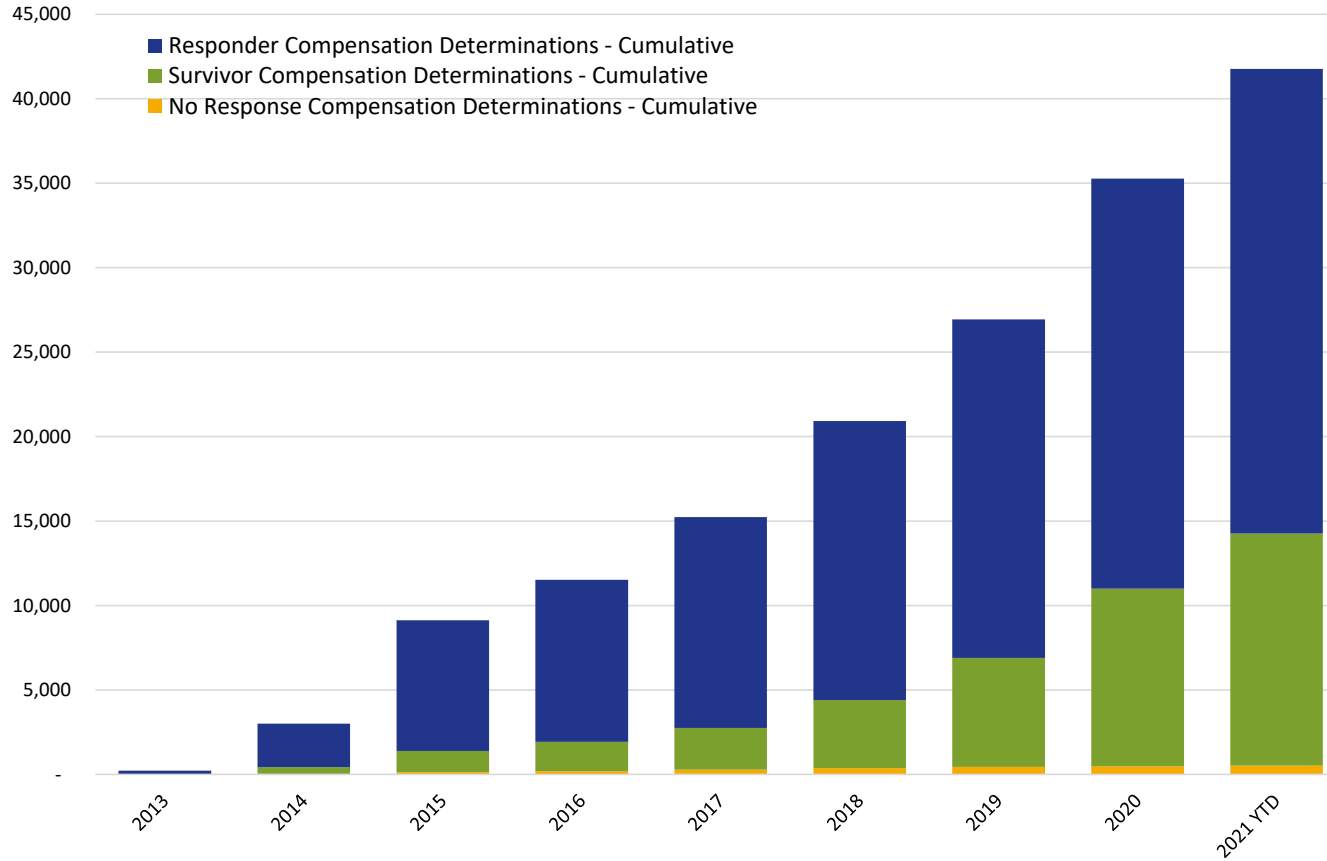
Cumulative Claims with Compensation Determinations Personal Injury & Deceased



	2013	2014	2015	2016	2017	2018	2019	2020	2021 YTD
Personal Injury Compensation Determinations - Cumulative	225	2,999	9,112	11,473	15,057	20,319	25,775	33,456	39,510
Deceased Compensation Determinations - Cumulative	-	8	20	54	183	594	1,159	1,809	2,251

VCF Program Statistics As of December 31, 2021

Cumulative Claims with Compensation Determinations Responder & Survivor



	2013	2014	2015	2016	2017	2018	2019	2020	2021 YTD
Responder Compensation Determinations - Cumulative	218	2,579	7,739	9,595	12,491	16,512	20,032	24,269	27,500
Survivor Compensation Determinations - Cumulative	6	403	1,263	1,740	2,465	4,032	6,461	10,524	13,740
No Response Compensation Determinations - Cumulative	1	25	130	192	284	369	441	472	521