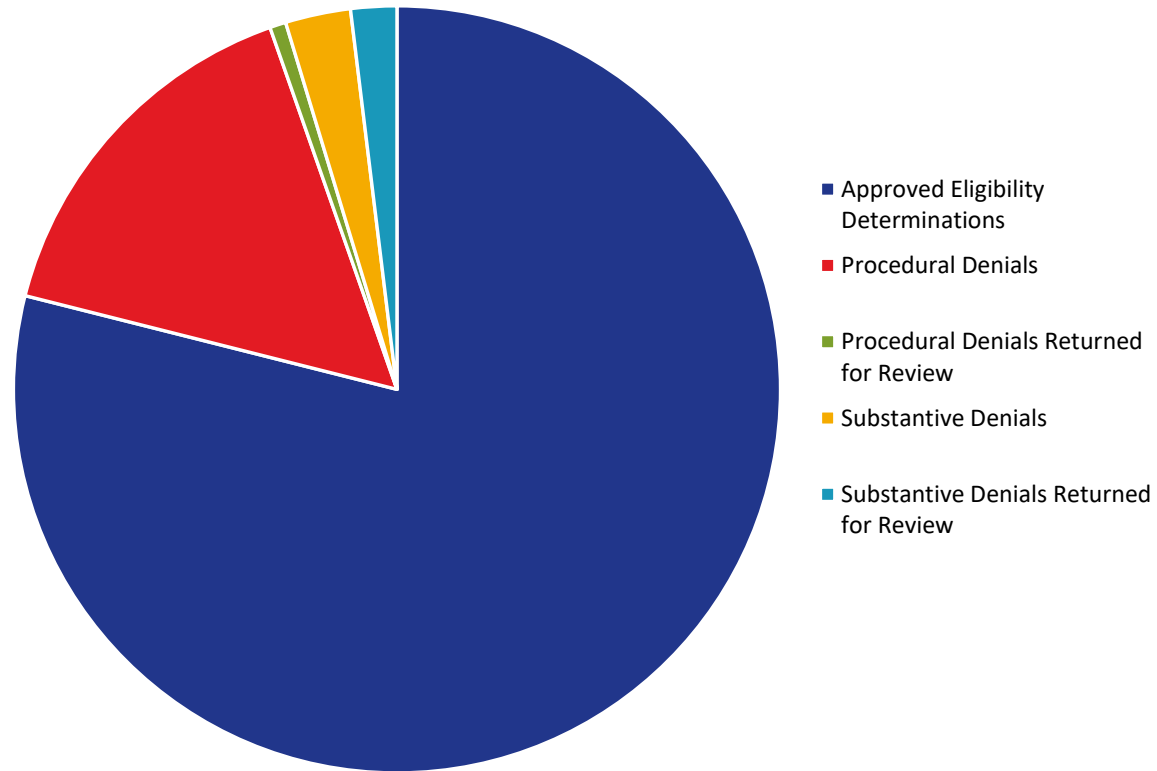


VCF Program Statistics As of November 30, 2021

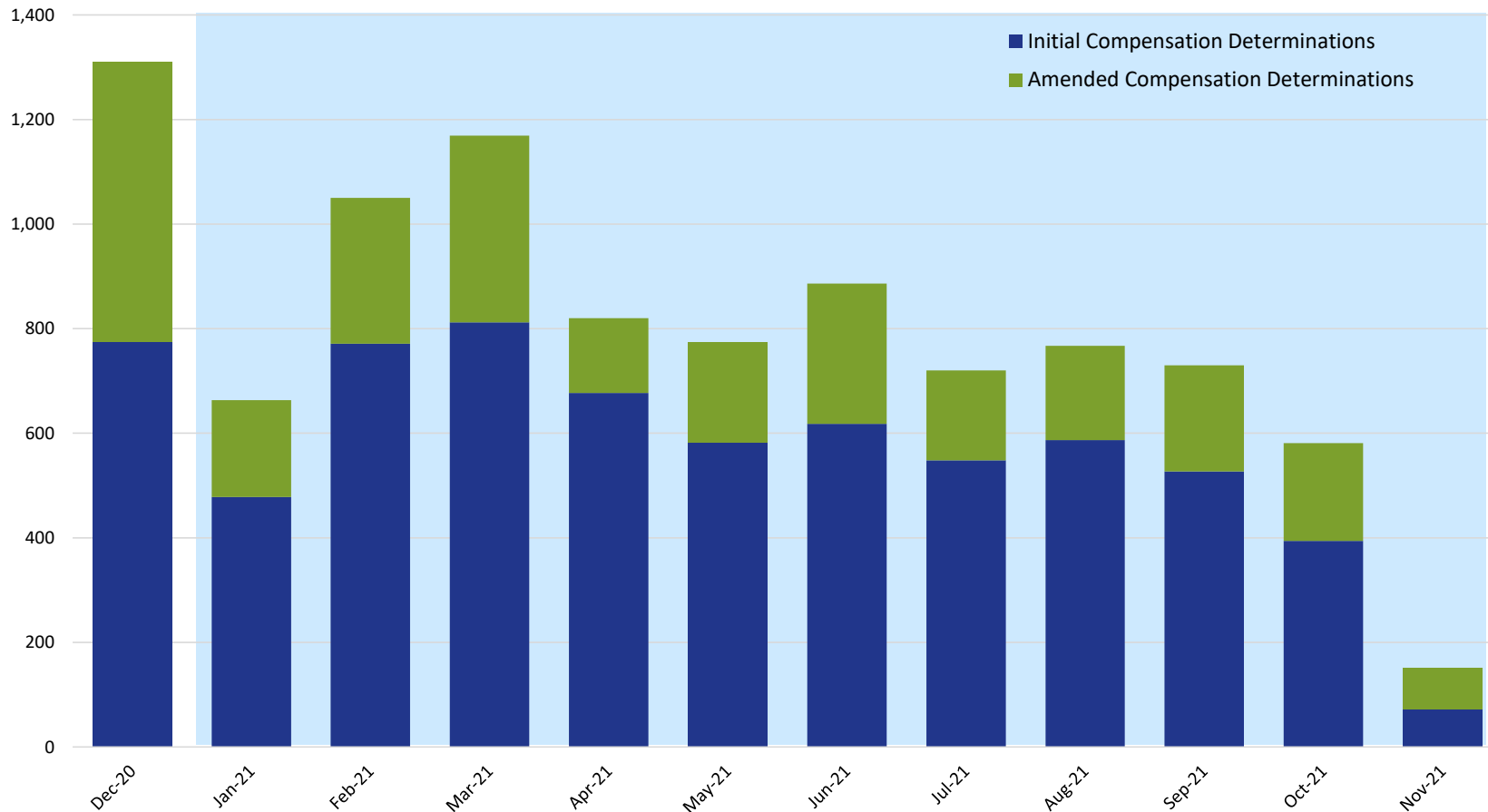
Eligibility



	2020	2021										
	Dec	Jan	Feb	Mar	Apr	May	Jun	Jul	Aug	Sep	Oct	Nov
Approved Eligibility Determinations	36,091	36,562	37,369	38,184	38,863	39,464	40,040	40,548	41,154	41,679	42,141	42,739
Procedural Denials	5,766	6,522	6,841	7,055	7,262	7,366	7,594	7,723	7,890	7,890	8,349	8,501
Procedural Denials Returned for Review	221	270	291	306	317	323	340	346	359	359	368	369
Substantive Denials	1,077	1,095	1,129	1,156	1,176	1,198	1,224	1,250	1,284	1,291	1,336	1,490
Substantive Denials Returned for Review	422	473	542	586	629	689	762	807	890	927	1,022	1,049

VCF Program Statistics As of November 30, 2021

Compensation Determinations by Month: Initial & Amended

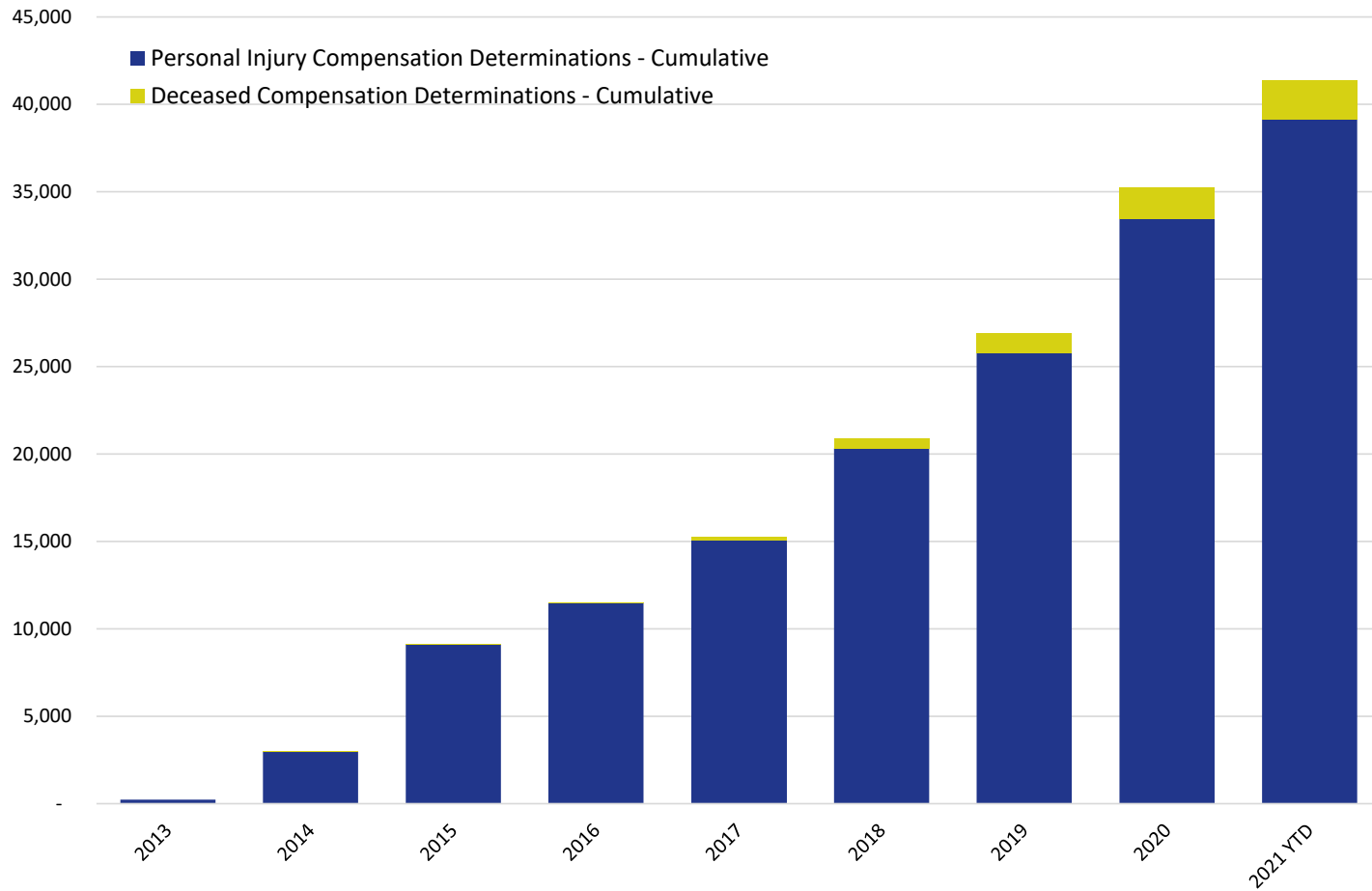


	2020	2021											
	Dec	Jan	Feb	Mar	Apr	May	Jun	Jul	Aug	Sep	Oct	Nov	
Initial Compensation Determinations	775	478	771	812	677	583	618	548	587	527	394	73	
Amended Compensation Determinations	535	185	279	357	143	191	268	172	180	203	187	79	

NOTE: This chart includes only those compensation determinations for which the claimant has been notified by the VCF in writing of the amount of their award. Once a claimant is notified, the determination is counted on this chart, but it is reflected in the month in which the award was finalized and deemed ready for final quality checks, not in the month in which the claimant was notified. The VCF process includes a series of quality checks that are completed before a claimant is notified. These quality checks may take several weeks or longer. This means that there are claims for which substantive review has been completed but they are not counted on this chart because the claimant has not yet been notified of the award. This also means that the monthly numbers shown here for prior months will change from one report to the next as claims completed in earlier months finish the quality check process and claimants are notified.

VCF Program Statistics As of November 30, 2021

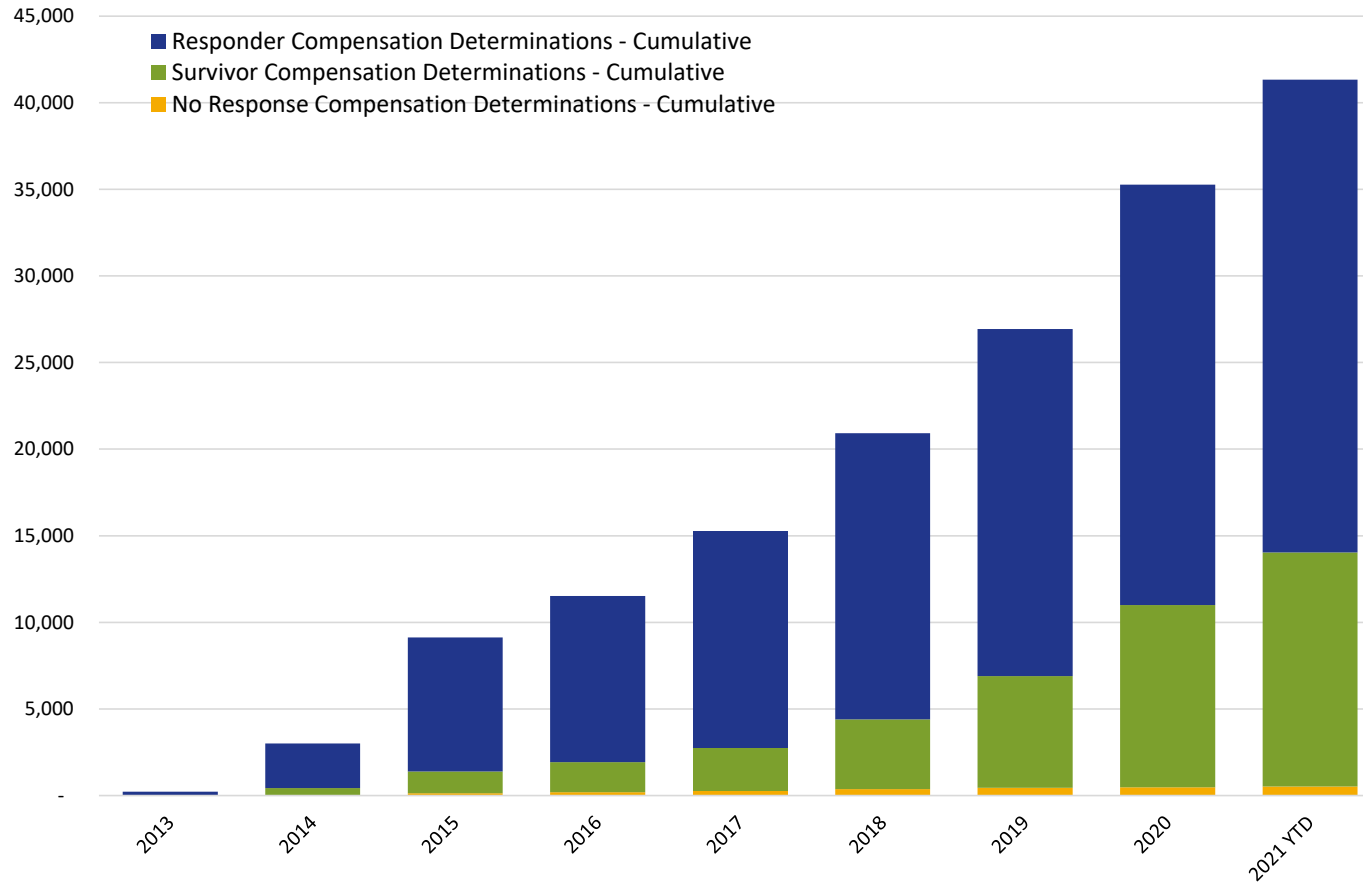
Cumulative Claims with Compensation Determinations Personal Injury & Deceased



	2013	2014	2015	2016	2017	2018	2019	2020	2021 YTD
Personal Injury Compensation Determinations - Cumulative	225	2,999	9,112	11,473	15,057	20,319	25,775	33,455	39,119
Deceased Compensation Determinations - Cumulative	-	8	20	54	183	594	1,159	1,810	2,214

VCF Program Statistics As of November 30, 2021

Cumulative Claims with Compensation Determinations Responder & Survivor



	2013	2014	2015	2016	2017	2018	2019	2020	2021 YTD
Responder Compensation Determinations - Cumulative	218	2,579	7,739	9,595	12,491	16,512	20,032	24,269	27,303
Survivor Compensation Determinations - Cumulative	6	403	1,263	1,740	2,465	4,032	6,461	10,524	13,512
No Response Compensation Determinations - Cumulative	1	25	130	192	284	369	441	472	518