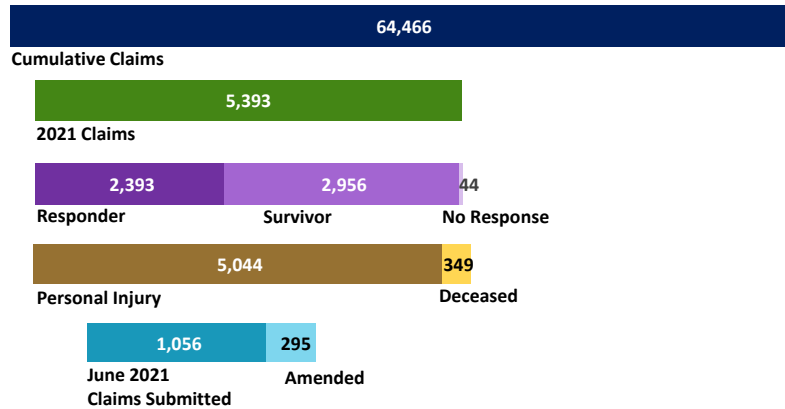


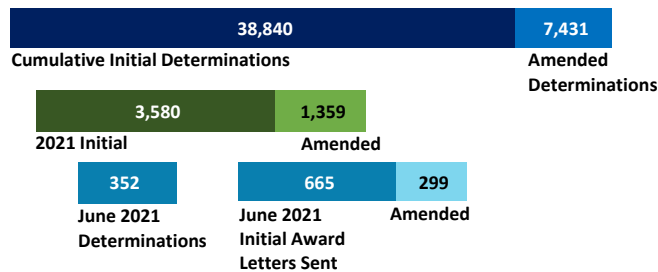
VCF Program Statistics As of June 30, 2021

VCF At-A-Glance


CLAIMS SUBMITTED



DETERMINATIONS RENDERED



DOLLARS AWARDED



Claim Review Timeline

Claims submitted prior to July 2020 are currently receiving award decisions.

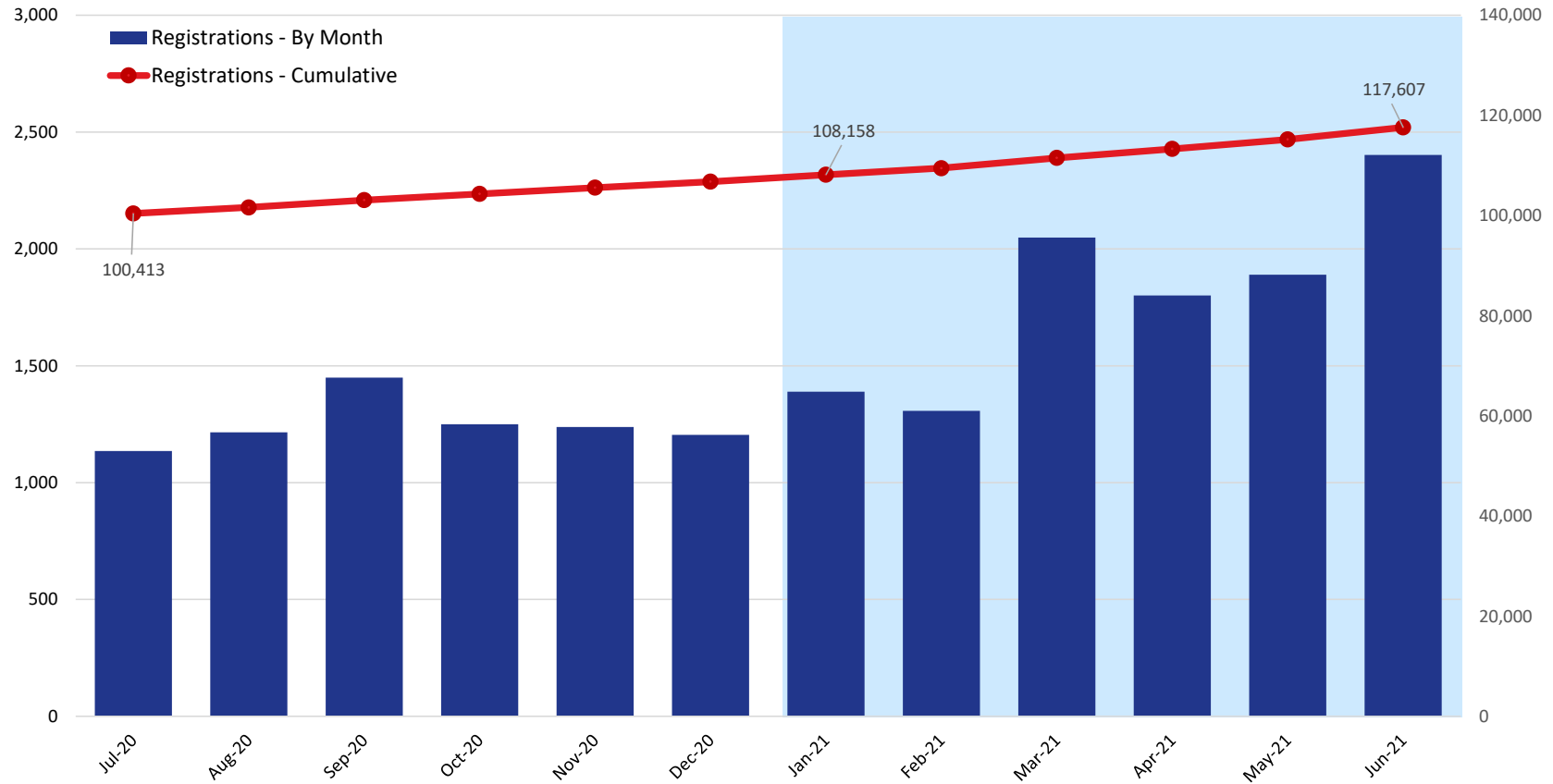
Claims submitted prior to August 2020 are currently in substantive review.

Claims submitted in August - September 2020 will come under substantive review soon.

Claims submitted in October - November 2020 are in preliminary review.

VCF Program Statistics As of June 30, 2021

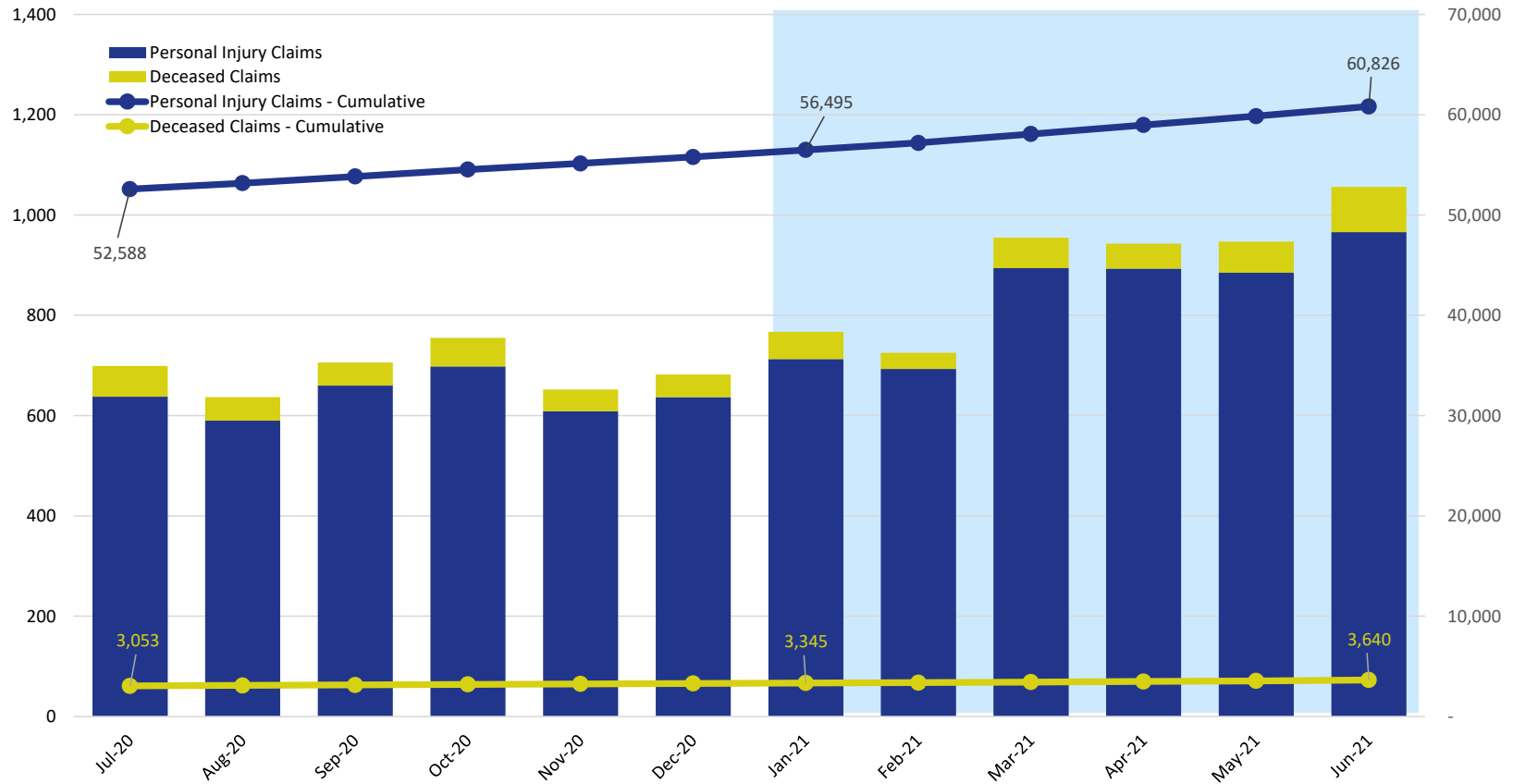
Unique Registrations



	2020						2021					
	Jul	Aug	Sep	Oct	Nov	Dec	Jan	Feb	Mar	Apr	May	Jun
Registrations - By Month	1,135	1,215	1,449	1,250	1,238	1,204	1,389	1,307	2,049	1,801	1,890	2,402
Registrations - Cumulative	100,413	101,628	103,077	104,327	105,565	106,769	108,158	109,465	111,514	113,315	115,205	117,607

VCF Program Statistics As of June 30, 2021

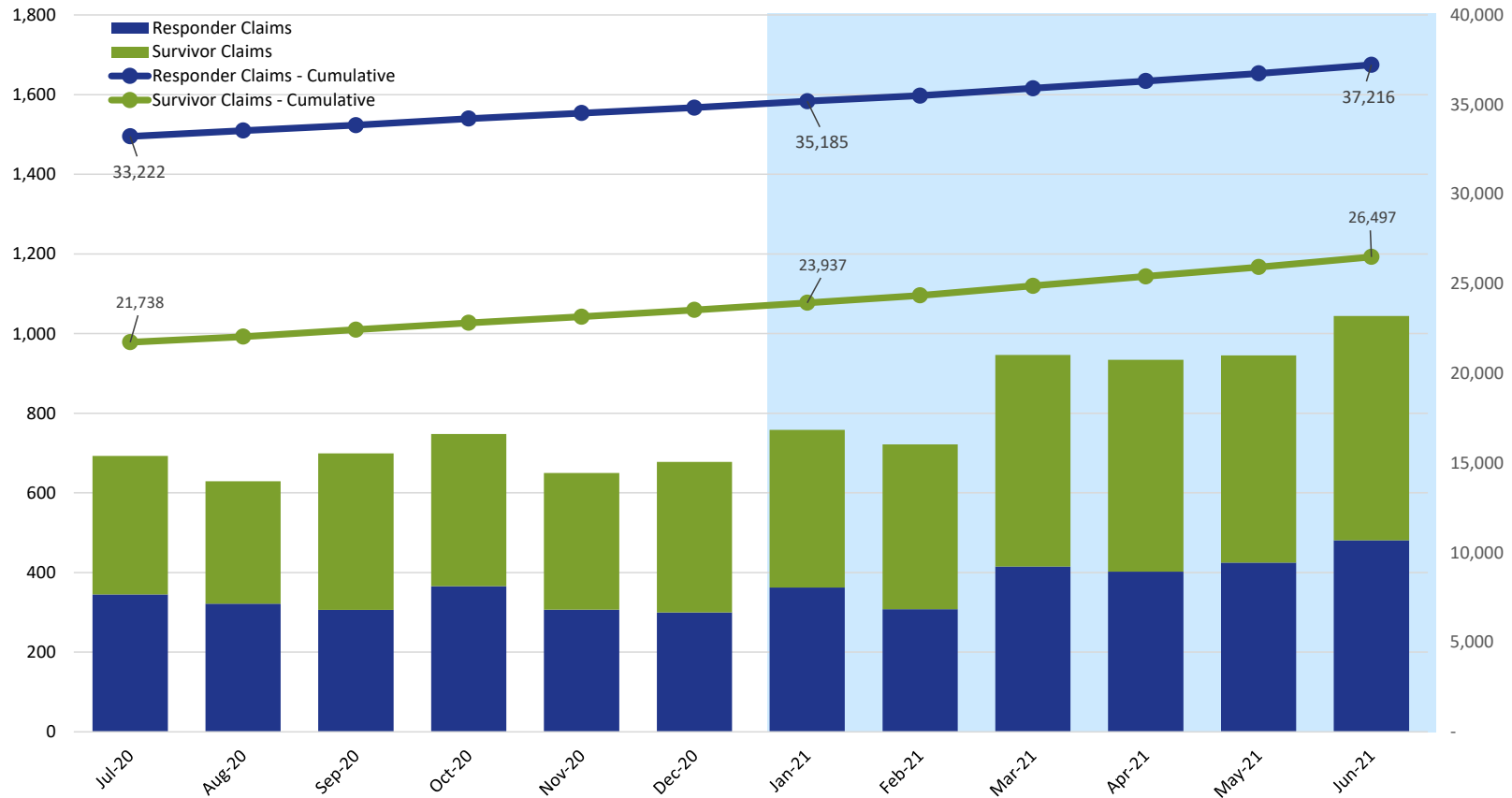
Claims Submitted by Month: Personal Injury & Deceased



	2020						2021					
	Jul	Aug	Sep	Oct	Nov	Dec	Jan	Feb	Mar	Apr	May	Jun
Personal Injury Claims	638	590	660	698	609	637	713	693	894	893	885	966
Deceased Claims	61	47	46	57	43	45	54	32	61	50	62	90
Unknown Claims	-	-	-	-	-	-	-	-	-	-	-	-
Claims - Cumulative	55,641	56,278	56,984	57,739	58,391	59,073	59,840	60,565	61,520	62,463	63,410	64,466

VCF Program Statistics As of June 30, 2021

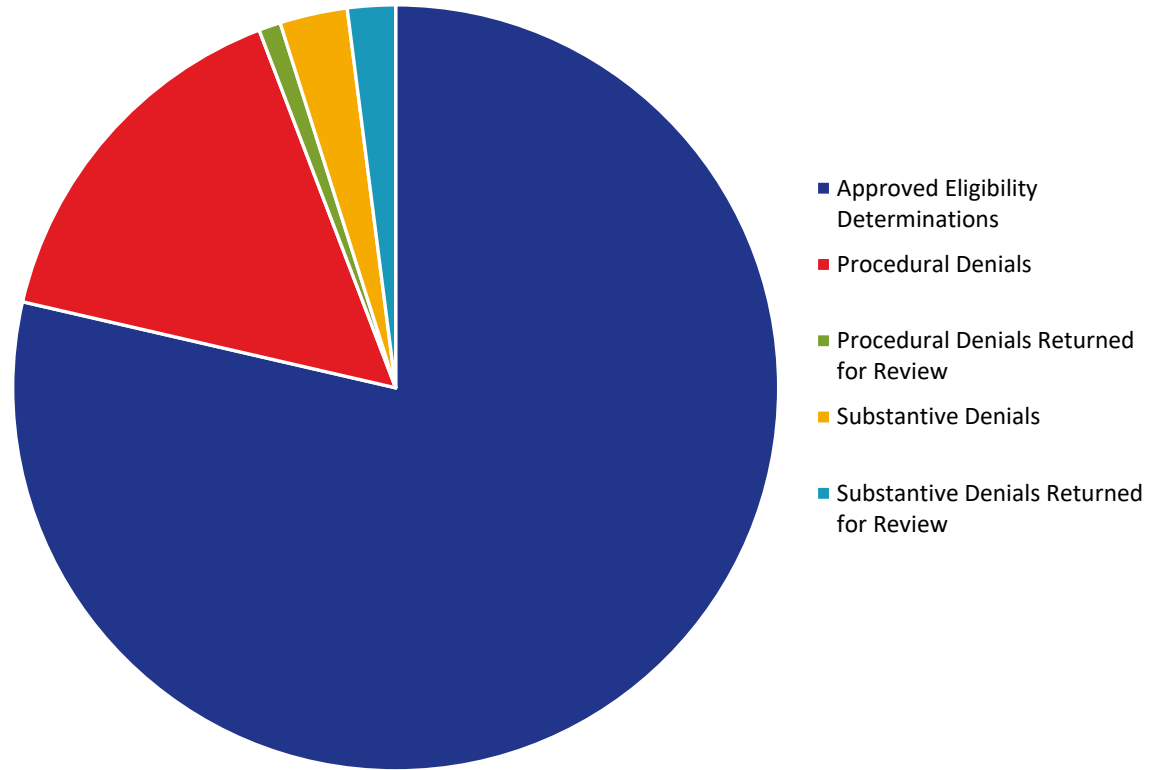
Claims Submitted by Month: Responder & Survivor



	2020						2021					
	Jul	Aug	Sep	Oct	Nov	Dec	Jan	Feb	Mar	Apr	May	Jun
Responder Claims	345	322	306	366	307	300	362	308	415	402	425	481
Survivor Claims	348	307	393	382	343	378	396	414	531	532	520	563
No Response Claims	6	8	7	7	2	4	9	3	9	9	2	12
Claims - Cumulative	55,641	56,278	56,984	57,739	58,391	59,073	59,840	60,565	61,520	62,463	63,410	64,466

VCF Program Statistics As of June 30, 2021

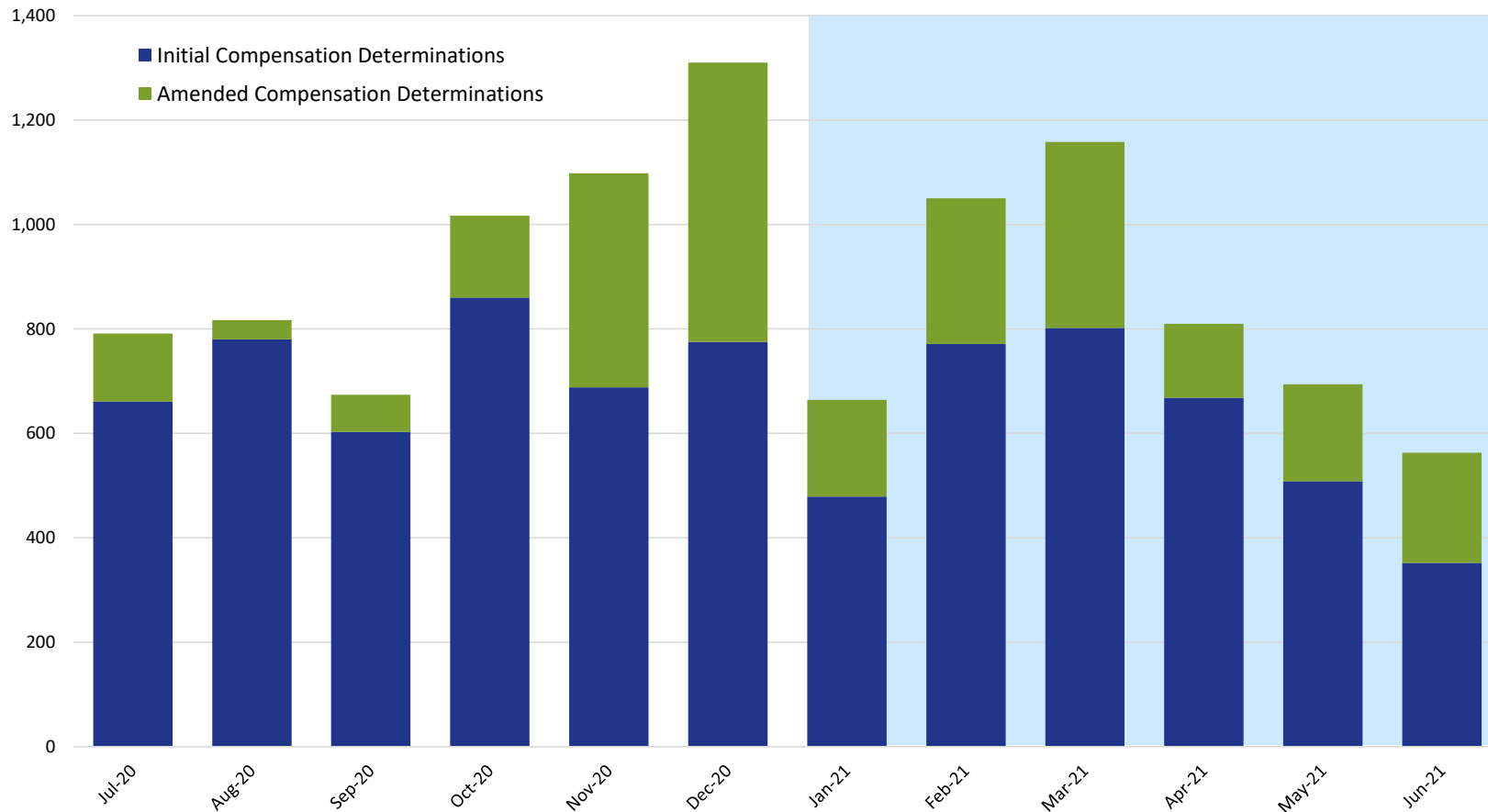
Eligibility



	2020						2021					
	Jul	Aug	Sep	Oct	Nov	Dec	Jan	Feb	Mar	Apr	May	Jun
Approved Eligibility Determinations	32,584	33,377	33,905	34,690	35,311	36,092	36,563	37,370	38,185	38,864	39,465	40,041
Procedural Denials	5,055	5,258	5,441	5,491	5,507	5,977	6,782	7,128	7,360	7,579	7,691	7,940
Procedural Denials Returned for Review	310	321	326	330	331	357	426	451	461	467	469	471
Substantive Denials	1,016	1,033	1,043	1,089	1,115	1,133	1,158	1,202	1,240	1,267	1,306	1,454
Substantive Denials Returned for Review	349	380	404	471	539	569	643	746	826	907	1,004	1,031

VCF Program Statistics As of June 30, 2021

Compensation Determinations by Month: Initial & Amended



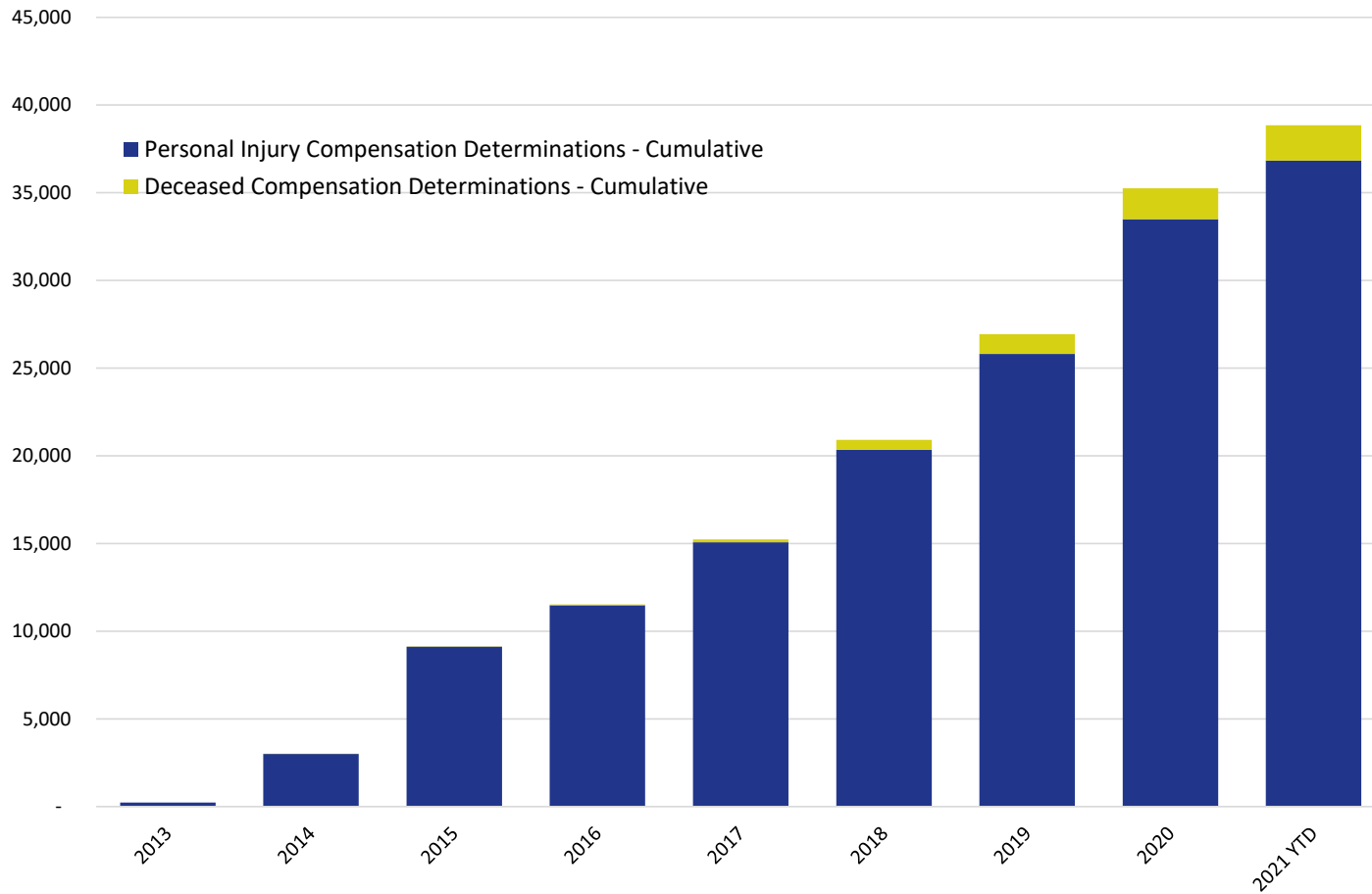
	2020						2021					
	Jul	Aug	Sep	Oct	Nov	Dec	Jan	Feb	Mar	Apr	May	Jun
Initial Compensation Determinations	661	780	603	860	688	775	479	771	802	668	508	352
Amended Compensation Determinations	130	37	71	157	410	535	185	279	356	142	186	211

NOTE: This chart includes only those compensation determinations for which the claimant has been notified by the VCF in writing of the amount of their award. Once a claimant is notified, the determination is counted on this chart, but it is reflected in the month in which the award was finalized and deemed ready for final quality checks, not in the month in which the claimant was notified. The VCF process includes a series of quality checks that are completed before a claimant is notified. These quality checks may take several weeks or longer. This means that there are claims for which substantive review has been completed but they are not counted on this chart because the claimant has not yet been notified of the award. This also means that the monthly numbers shown here for prior months will change from one report to the next as claims completed in earlier months finish the quality check process and claimants are notified.

VCF Program Statistics

As of June 30, 2021

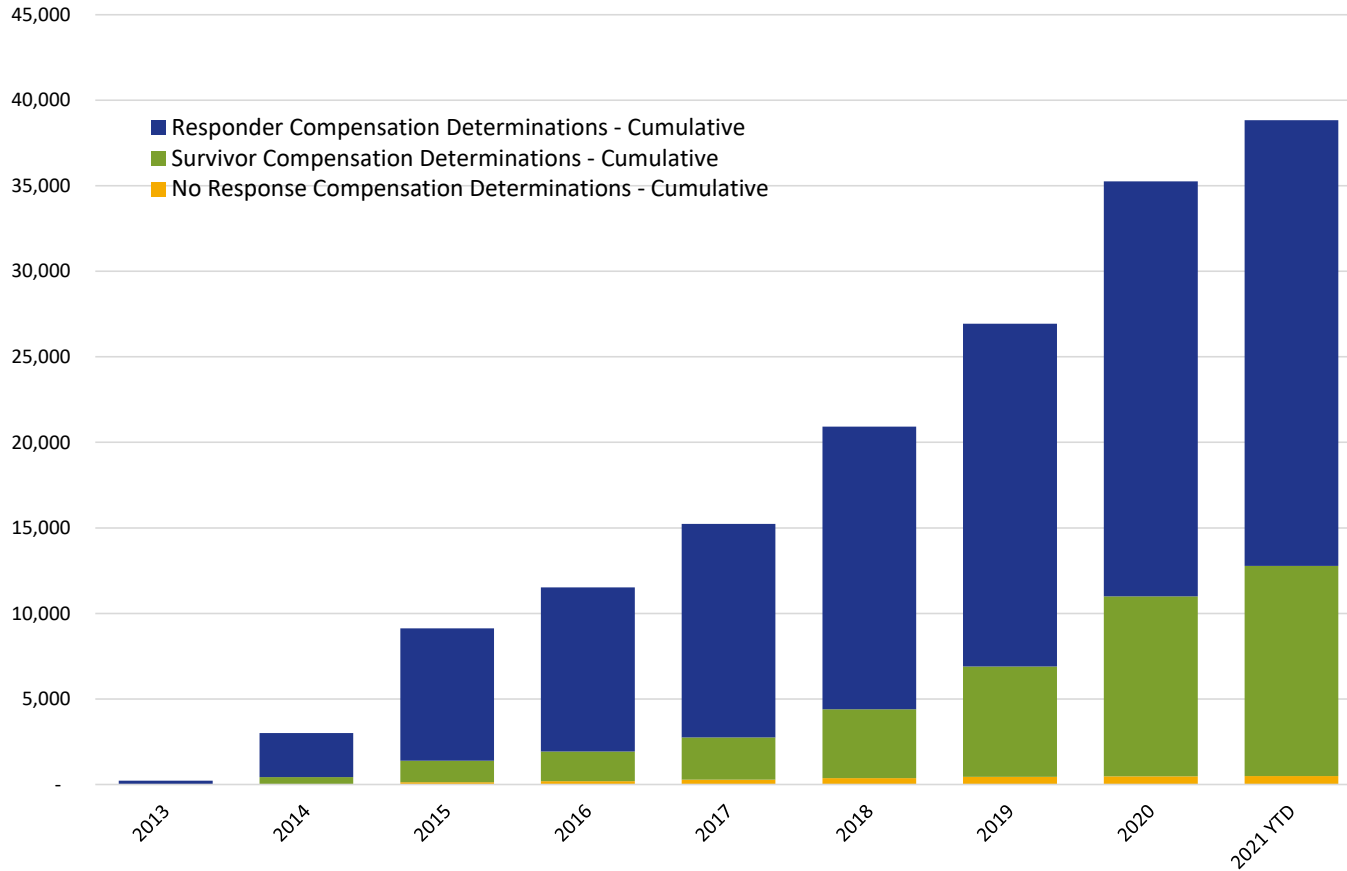
Cumulative Claims with Compensation Determinations Personal Injury & Deceased



	2013	2014	2015	2016	2017	2018	2019	2020	2021 YTD
Personal Injury Compensation Determinations - Cumulative	225	2,999	9,112	11,475	15,065	20,341	25,814	33,498	36,839
Deceased Compensation Determinations - Cumulative	-	8	20	52	175	572	1,119	1,762	2,001

VCF Program Statistics As of June 30, 2021

Cumulative Claims with Compensation Determinations Responder & Survivor



	2013	2014	2015	2016	2017	2018	2019	2020	2021 YTD
Responder Compensation Determinations - Cumulative	218	2,579	7,739	9,595	12,491	16,512	20,031	24,265	26,061
Survivor Compensation Determinations - Cumulative	6	403	1,263	1,740	2,465	4,032	6,461	10,523	12,280
No Response Compensation Determinations - Cumulative	1	25	130	192	284	369	441	472	499