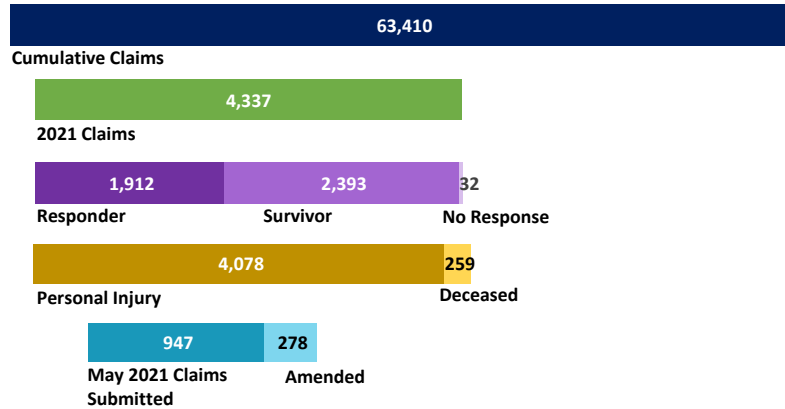


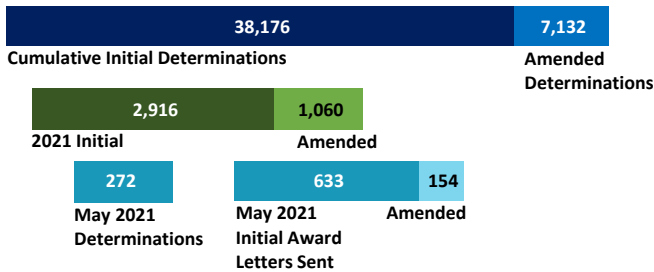
VCF Program Statistics As of May 31, 2021

VCF At-A-Glance


CLAIMS SUBMITTED



DETERMINATIONS RENDERED



DOLLARS AWARDED



Claim Review Timeline

Claims submitted prior to June 2020 are currently receiving award decisions.

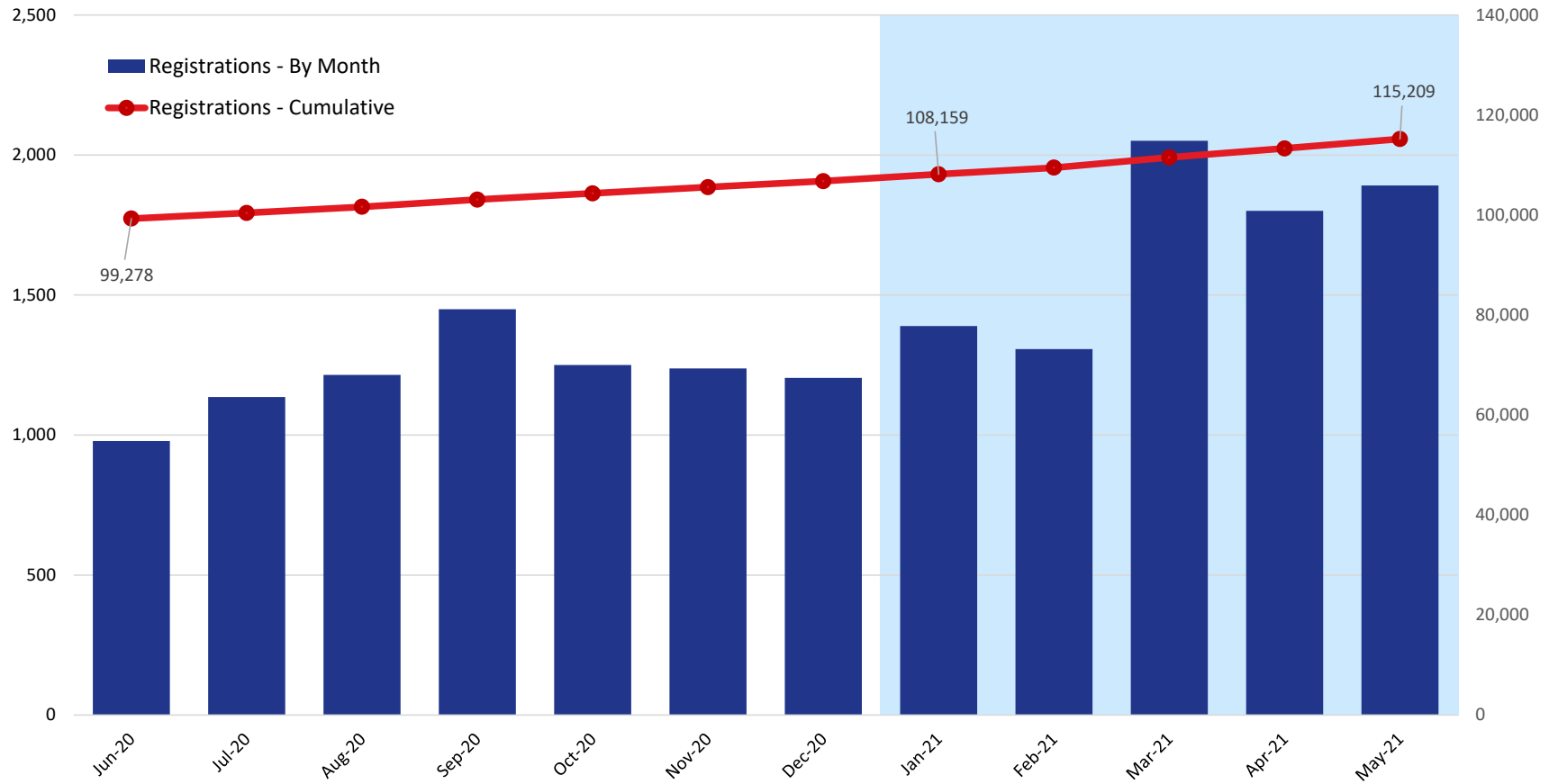
Claims submitted prior to July 2020 are currently in substantive review.

Claims submitted in August - September 2020 will come under substantive review soon.

Claims submitted in October - November 2020 are in preliminary review.

VCF Program Statistics As of May 31, 2021

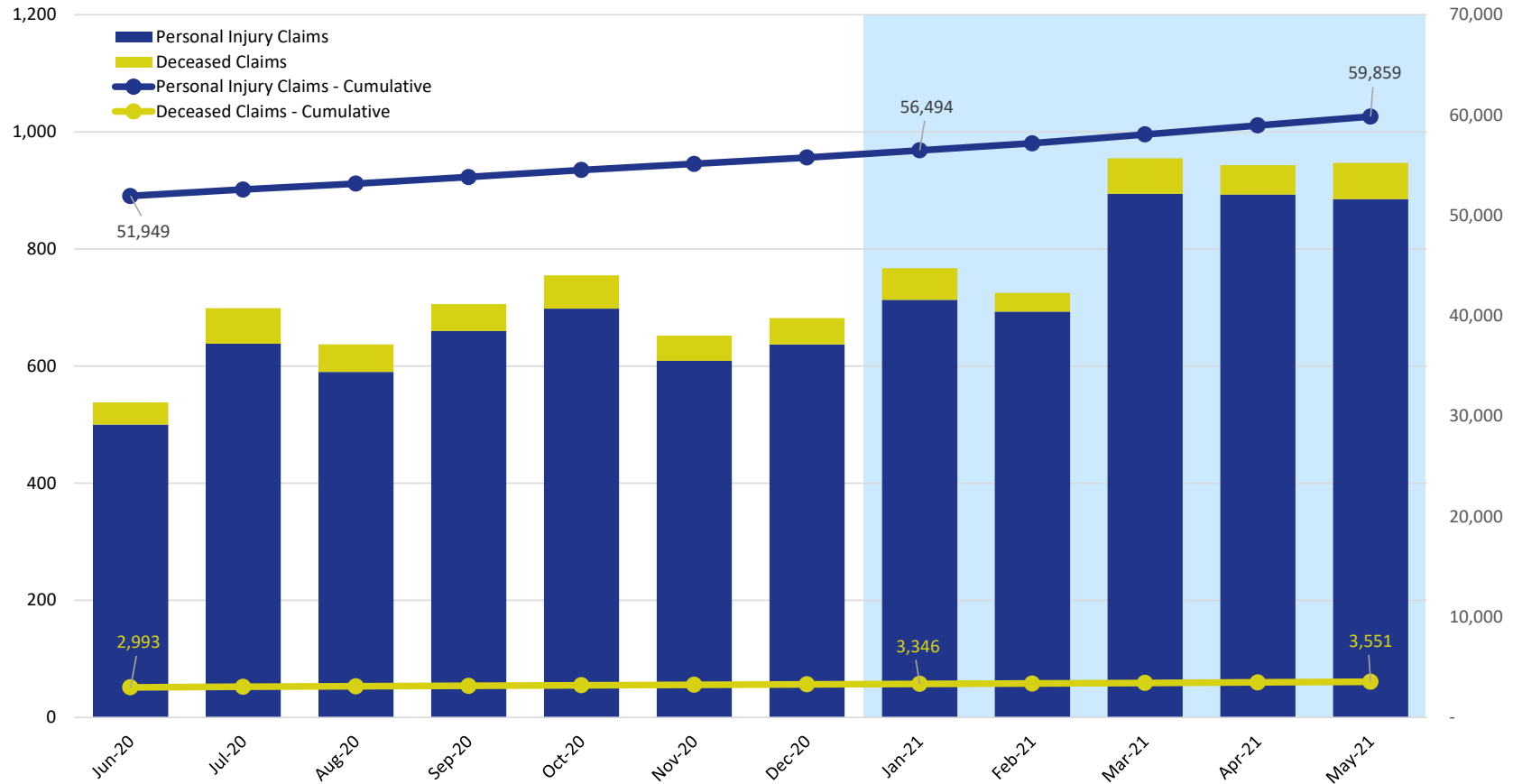
Unique Registrations



	2020							2021				
	Jun	Jul	Aug	Sep	Oct	Nov	Dec	Jan	Feb	Mar	Apr	May
Registrations - By Month	979	1,136	1,215	1,449	1,250	1,238	1,204	1,389	1,307	2,051	1,801	1,891
Registrations - Cumulative	99,278	100,414	101,629	103,078	104,328	105,566	106,770	108,159	109,466	111,517	113,318	115,209

VCF Program Statistics As of May 31, 2021

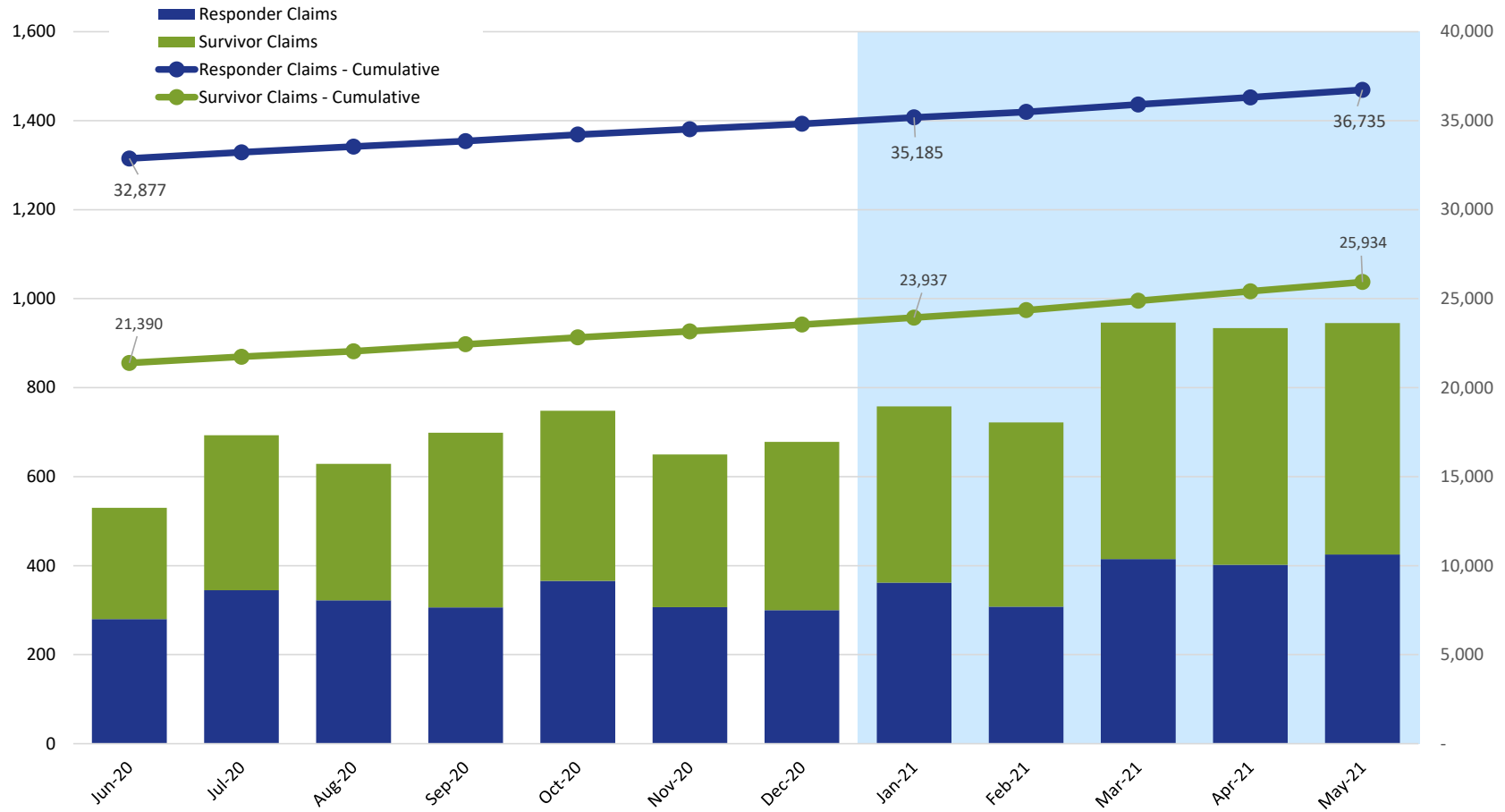
Claims Submitted by Month: Personal Injury & Deceased



	2020							2021				
	Jun	Jul	Aug	Sep	Oct	Nov	Dec	Jan	Feb	Mar	Apr	May
Personal Injury Claims	500	638	590	660	698	609	637	713	693	894	893	885
Deceased Claims	38	61	47	46	57	43	45	54	32	61	50	62
Unknown Claims	-	-	-	-	-	-	-	-	-	-	-	-
Claims - Cumulative	54,942	55,641	56,278	56,984	57,739	58,391	59,073	59,840	60,565	61,520	62,463	63,410

VCF Program Statistics As of May 31, 2021

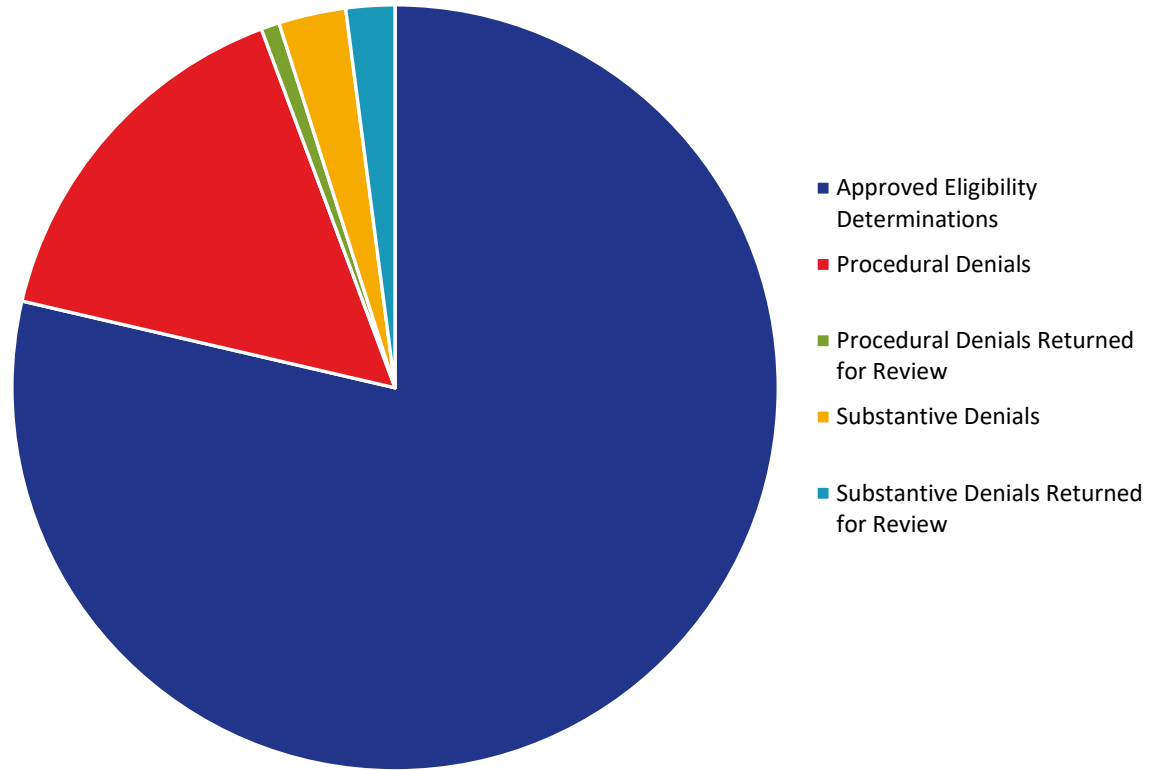
Claims Submitted by Month: Responder & Survivor



	2020							2021				
	Jun	Jul	Aug	Sep	Oct	Nov	Dec	Jan	Feb	Mar	Apr	May
Responder Claims	280	345	322	306	366	307	300	362	308	415	402	425
Survivor Claims	250	348	307	393	382	343	378	396	414	531	532	520
No Response Claims	8	6	8	7	7	2	4	9	3	9	9	2
Claims - Cumulative	54,942	55,641	56,278	56,984	57,739	58,391	59,073	59,840	60,565	61,520	62,463	63,410

VCF Program Statistics As of May 31, 2021

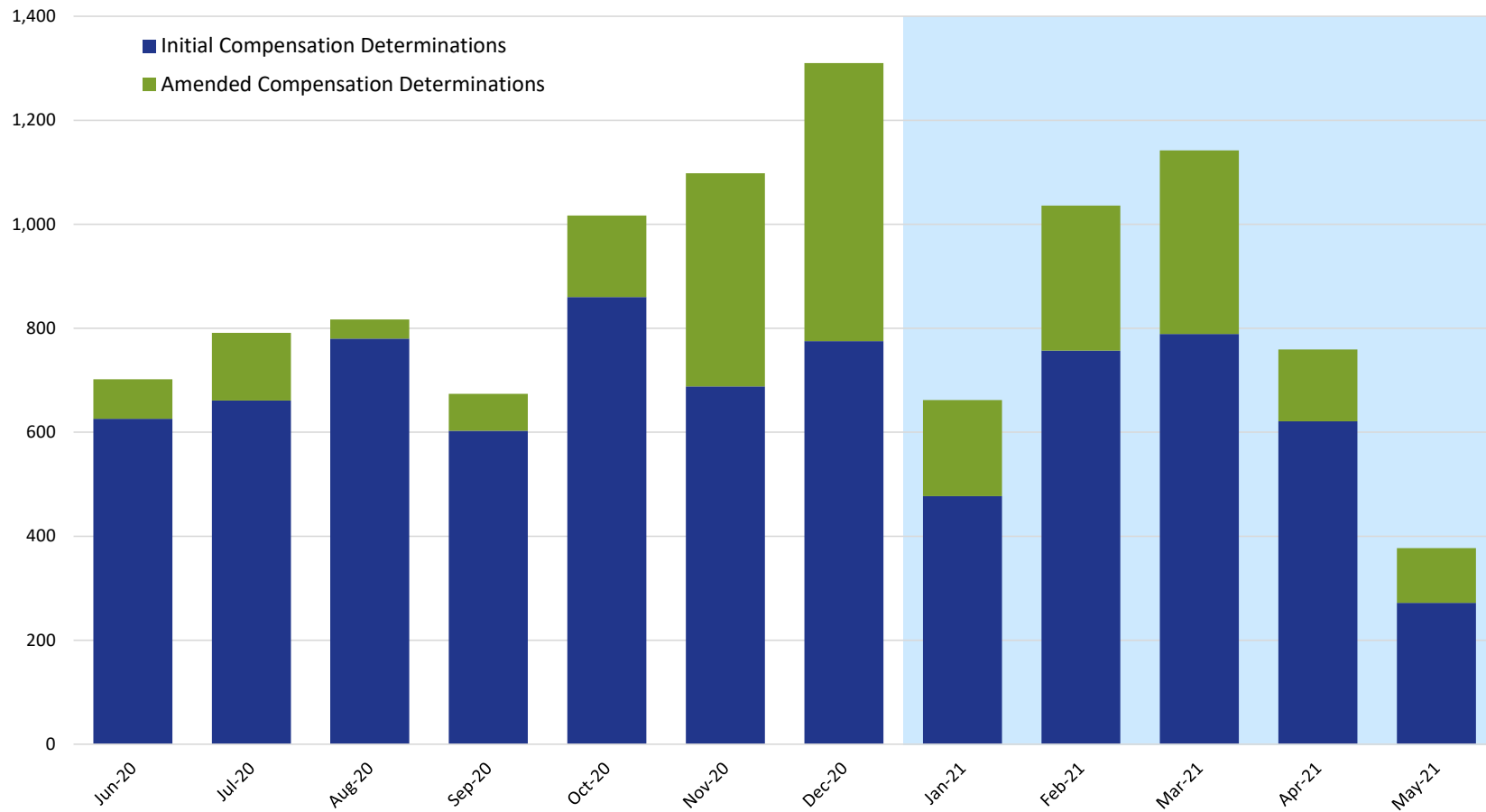
Eligibility



	2020							2021				
	Jun	Jul	Aug	Sep	Oct	Nov	Dec	Jan	Feb	Mar	Apr	May
Approved Eligibility Determinations	31,918	32,584	33,377	33,905	34,690	35,311	36,092	36,563	37,370	38,185	38,864	39,465
Procedural Denials	5,126	5,181	5,384	5,568	5,622	5,639	6,117	6,947	7,300	7,536	7,757	7,871
Procedural Denials Returned for Review	251	256	270	281	282	282	303	358	378	386	390	390
Substantive Denials	979	1,017	1,034	1,044	1,092	1,123	1,144	1,171	1,218	1,258	1,302	1,424
Substantive Denials Returned for Review	348	406	439	465	538	609	639	725	851	946	1,018	1,035

VCF Program Statistics As of May 31, 2021

Compensation Determinations by Month: Initial & Amended



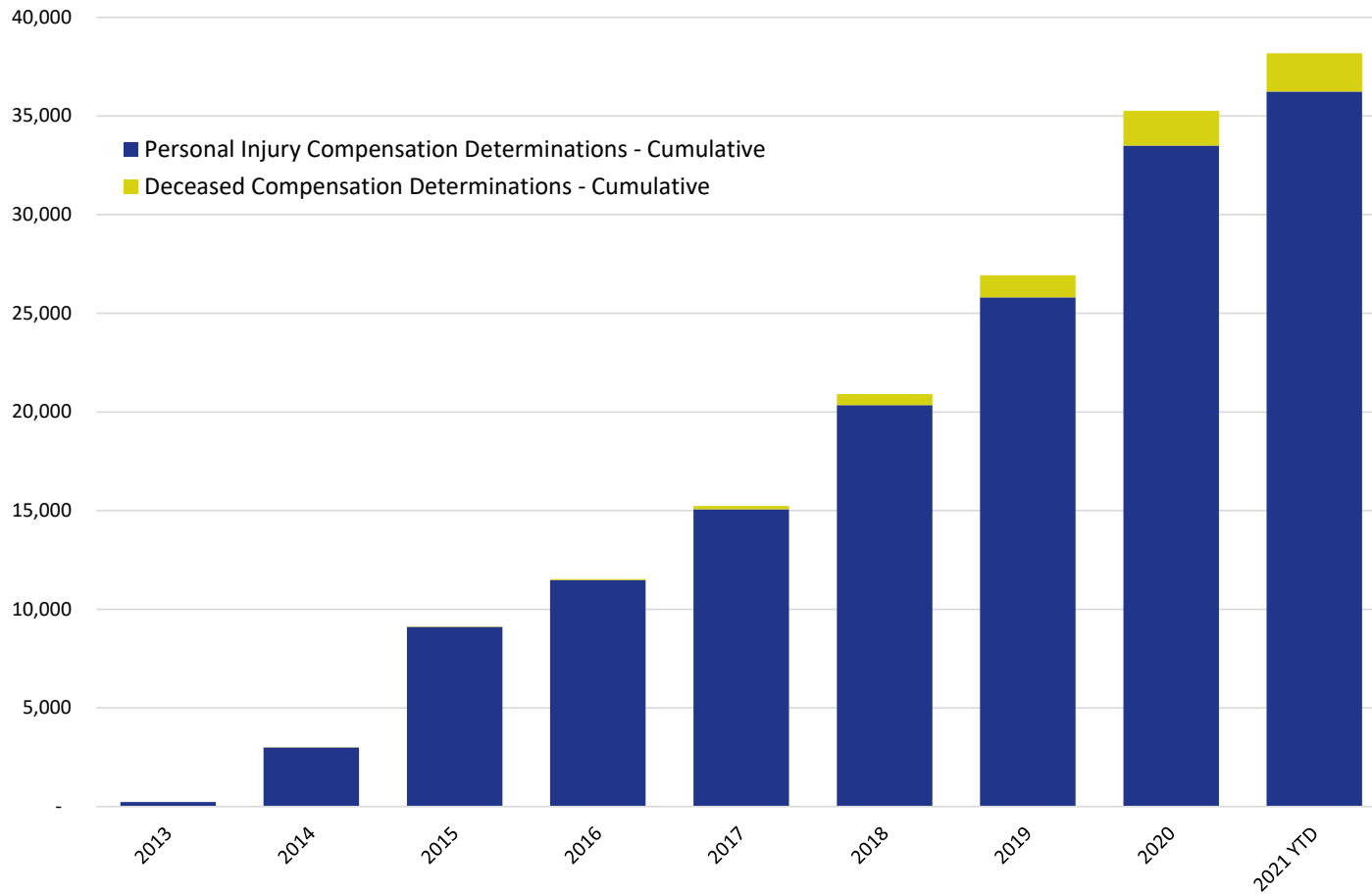
	2020							2021				
	Jun	Jul	Aug	Sep	Oct	Nov	Dec	Jan	Feb	Mar	Apr	May
Initial Compensation Determinations	626	661	780	603	860	688	775	477	757	789	621	272
Amended Compensation Determinations	76	130	37	71	157	410	535	185	279	353	138	105

NOTE: This chart includes only those compensation determinations for which the claimant has been notified by the VCF in writing of the amount of their award. Once a claimant is notified, the determination is counted on this chart, but it is reflected in the month in which the award was finalized and deemed ready for final quality checks, not in the month in which the claimant was notified. The VCF process includes a series of quality checks that are completed before a claimant is notified. These quality checks may take several weeks or longer. This means that there are claims for which substantive review has been completed but they are not counted on this chart because the claimant has not yet been notified of the award. This also means that the monthly numbers shown here for prior months will change from one report to the next as claims completed in earlier months finish the quality check process and claimants are notified.

VCF Program Statistics

As of May 31, 2021

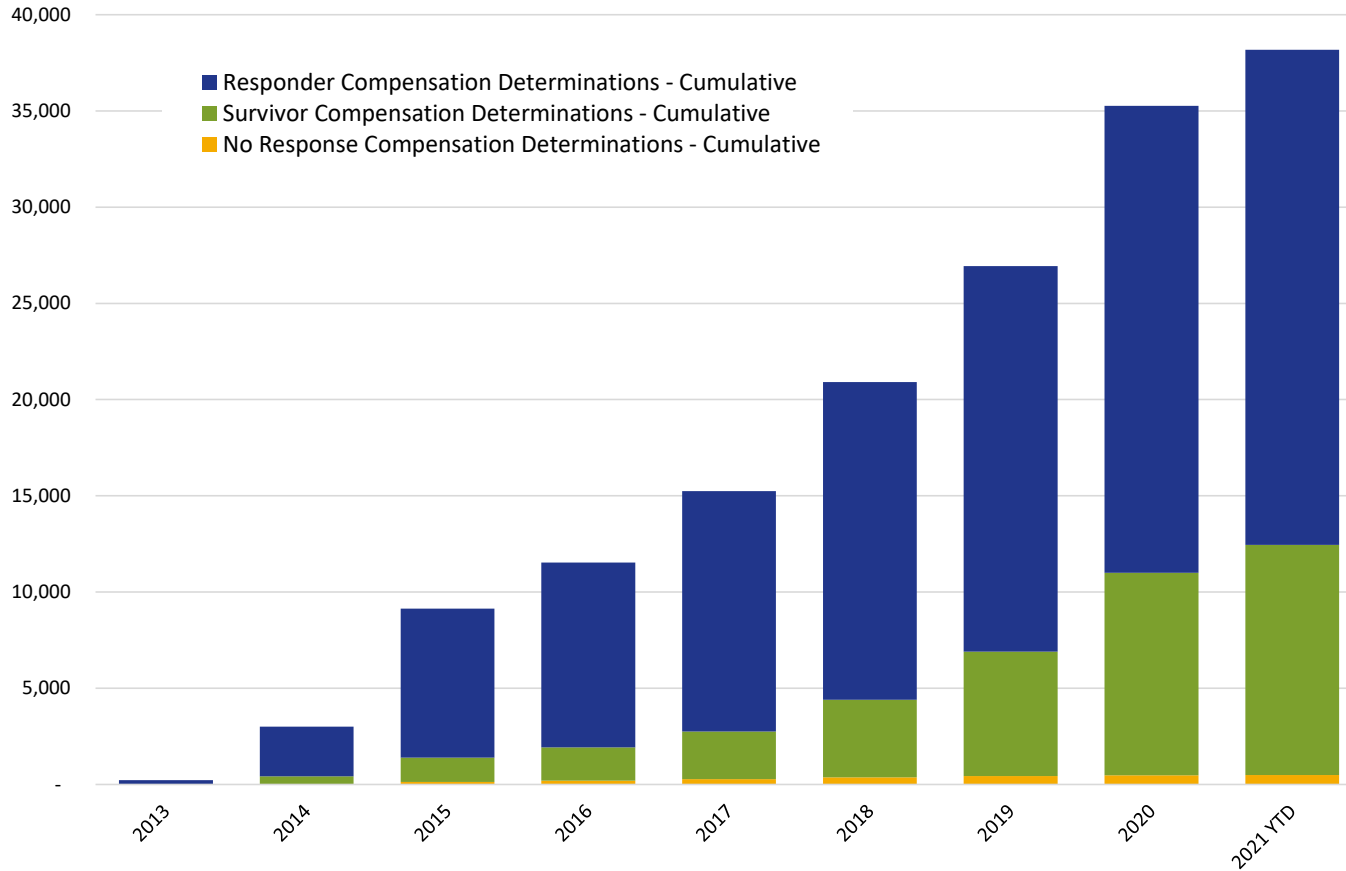
Cumulative Claims with Compensation Determinations Personal Injury & Deceased



	2013	2014	2015	2016	2017	2018	2019	2020	2021 YTD
Personal Injury Compensation Determinations - Cumulative	225	2,999	9,112	11,475	15,065	20,341	25,814	33,498	36,244
Deceased Compensation Determinations - Cumulative	-	8	20	52	175	572	1,119	1,762	1,932

VCF Program Statistics As of May 31, 2021

Cumulative Claims with Compensation Determinations Responder & Survivor



	2013	2014	2015	2016	2017	2018	2019	2020	2021 YTD
Responder Compensation Determinations - Cumulative	218	2,579	7,739	9,595	12,491	16,512	20,031	24,265	25,732
Survivor Compensation Determinations - Cumulative	6	403	1,263	1,740	2,465	4,032	6,461	10,523	11,949
No Response Compensation Determinations - Cumulative	1	25	130	192	284	369	441	472	495