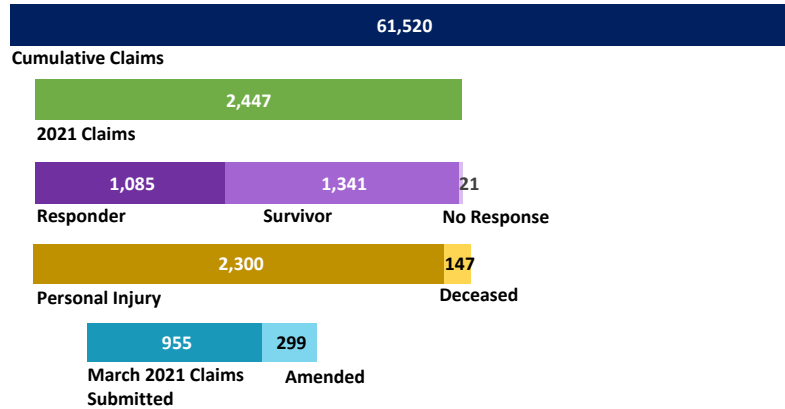


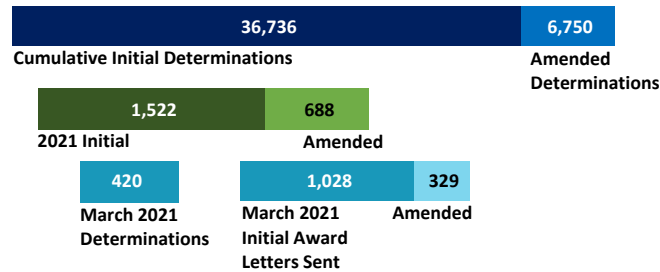
# VCF Program Statistics As of March 31, 2021

## VCF At-A-Glance


### CLAIMS SUBMITTED



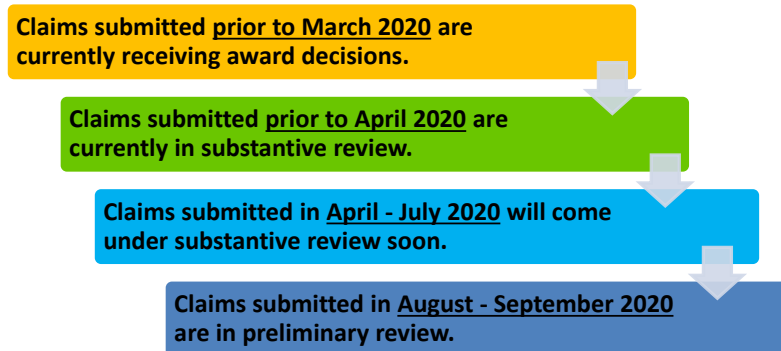
### DETERMINATIONS RENDERED



### DOLLARS AWARDED

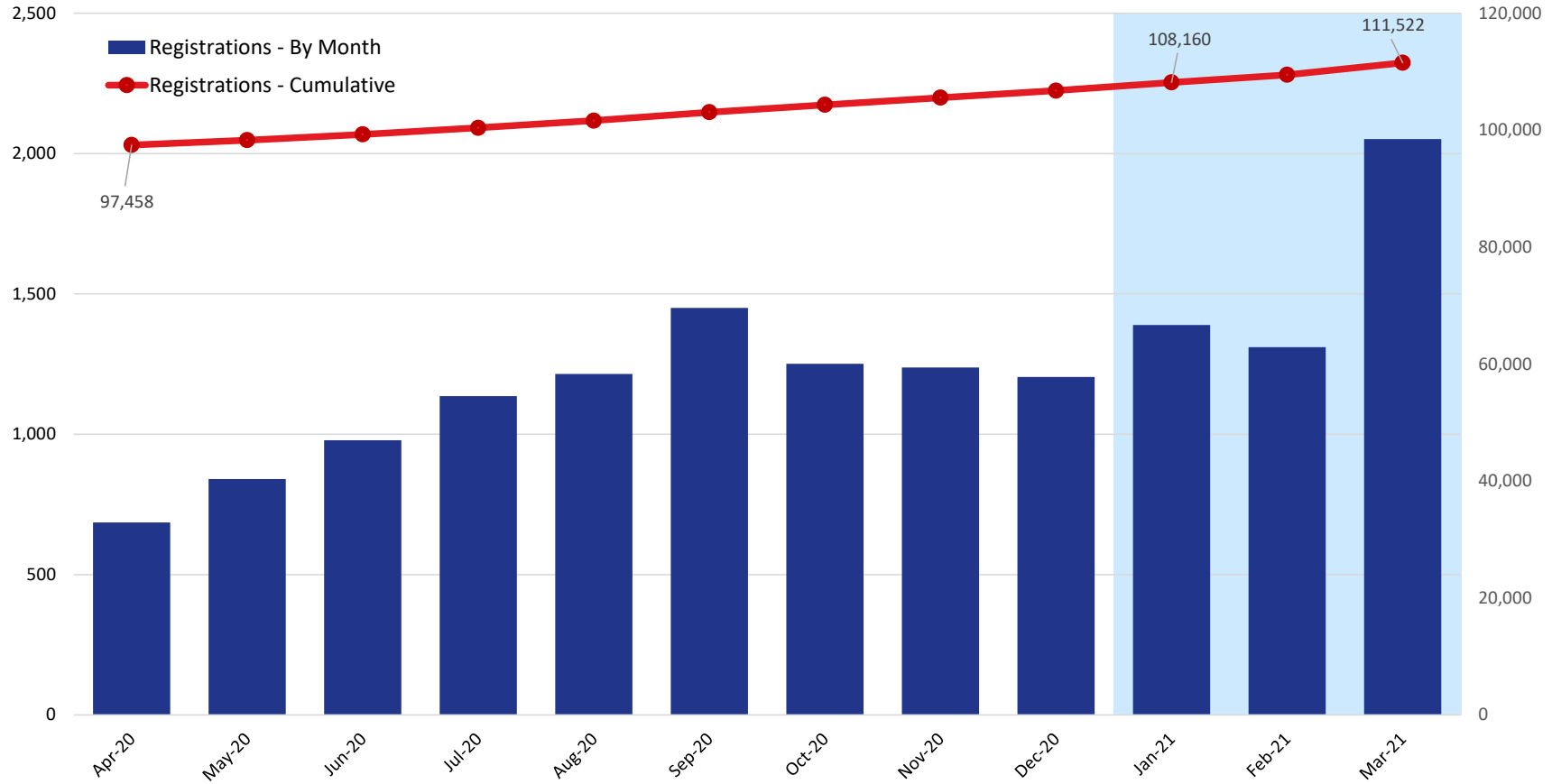


## Claim Review Timeline



## VCF Program Statistics As of March 31, 2021

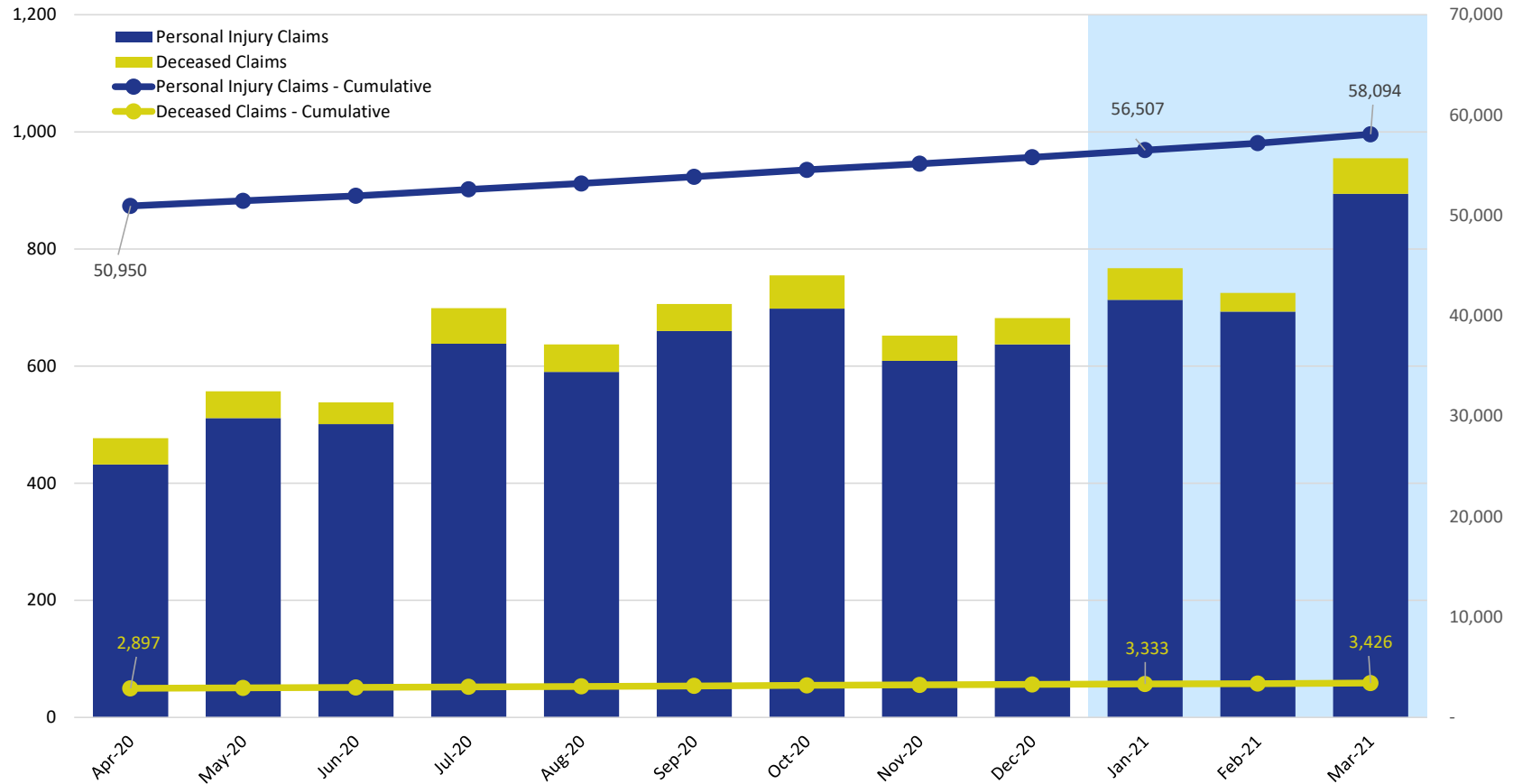
### Unique Registrations



	2020									2021		
	Apr	May	Jun	Jul	Aug	Sep	Oct	Nov	Dec	Jan	Feb	Mar
Registrations - By Month	686	840	979	1,136	1,215	1,450	1,251	1,238	1,204	1,389	1,310	2,052
Registrations - Cumulative	97,458	98,298	99,277	100,413	101,628	103,078	104,329	105,567	106,771	108,160	109,470	111,522

## VCF Program Statistics As of March 31, 2021

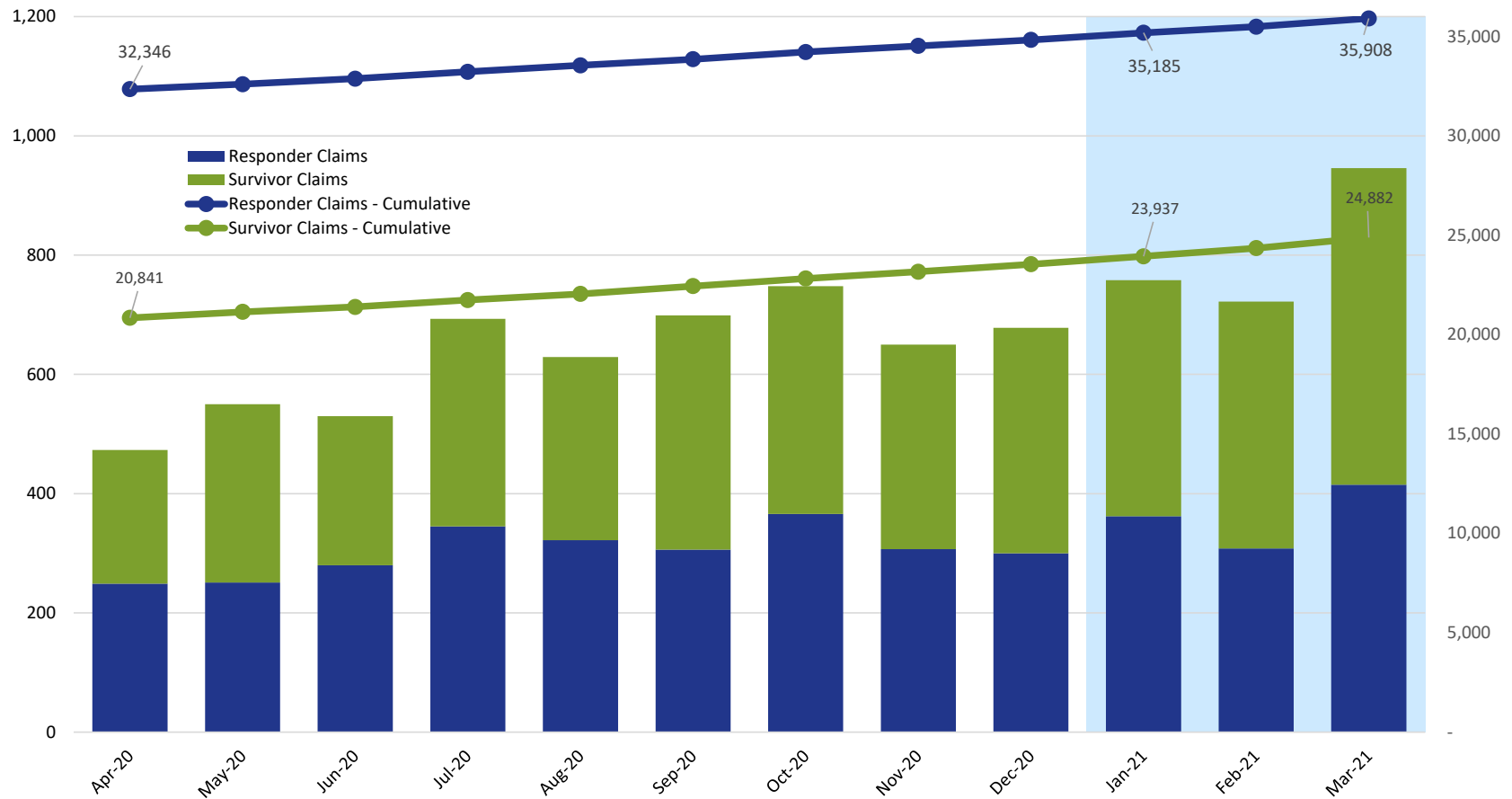
### Claims Submitted by Month: Personal Injury & Deceased



	2020										2021		
	Apr	May	Jun	Jul	Aug	Sep	Oct	Nov	Dec	Jan	Feb	Mar	
Personal Injury Claims	432	511	501	638	590	660	698	609	637	713	693	894	
Deceased Claims	45	46	37	61	47	46	57	43	45	54	32	61	
Unknown Claims	-	-	-	-	-	-	-	-	-	-	-	-	
Claims - Cumulative	53,847	54,404	54,942	55,641	56,278	56,984	57,739	58,391	59,073	59,840	60,565	61,520	

## VCF Program Statistics As of March 31, 2021

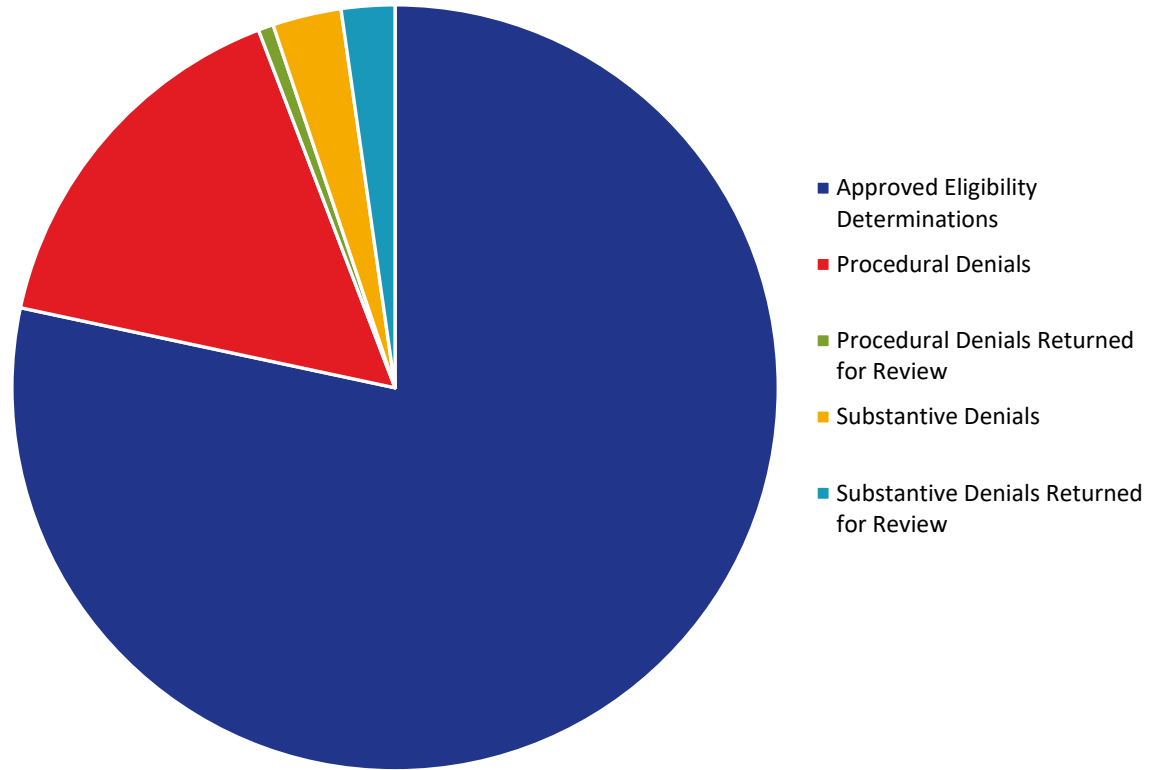
### Claims Submitted by Month: Responder & Survivor



	2020										2021		
	Apr	May	Jun	Jul	Aug	Sep	Oct	Nov	Dec	Jan	Feb	Mar	
Responder Claims	249	251	280	345	322	306	366	307	300	362	308	415	
Survivor Claims	224	299	250	348	307	393	382	343	378	396	414	531	
No Response Claims	4	7	8	6	8	7	7	2	4	9	3	9	
Claims - Cumulative	53,847	54,404	54,942	55,641	56,278	56,984	57,739	58,391	59,073	59,840	60,565	61,520	

## VCF Program Statistics As of March 31, 2021

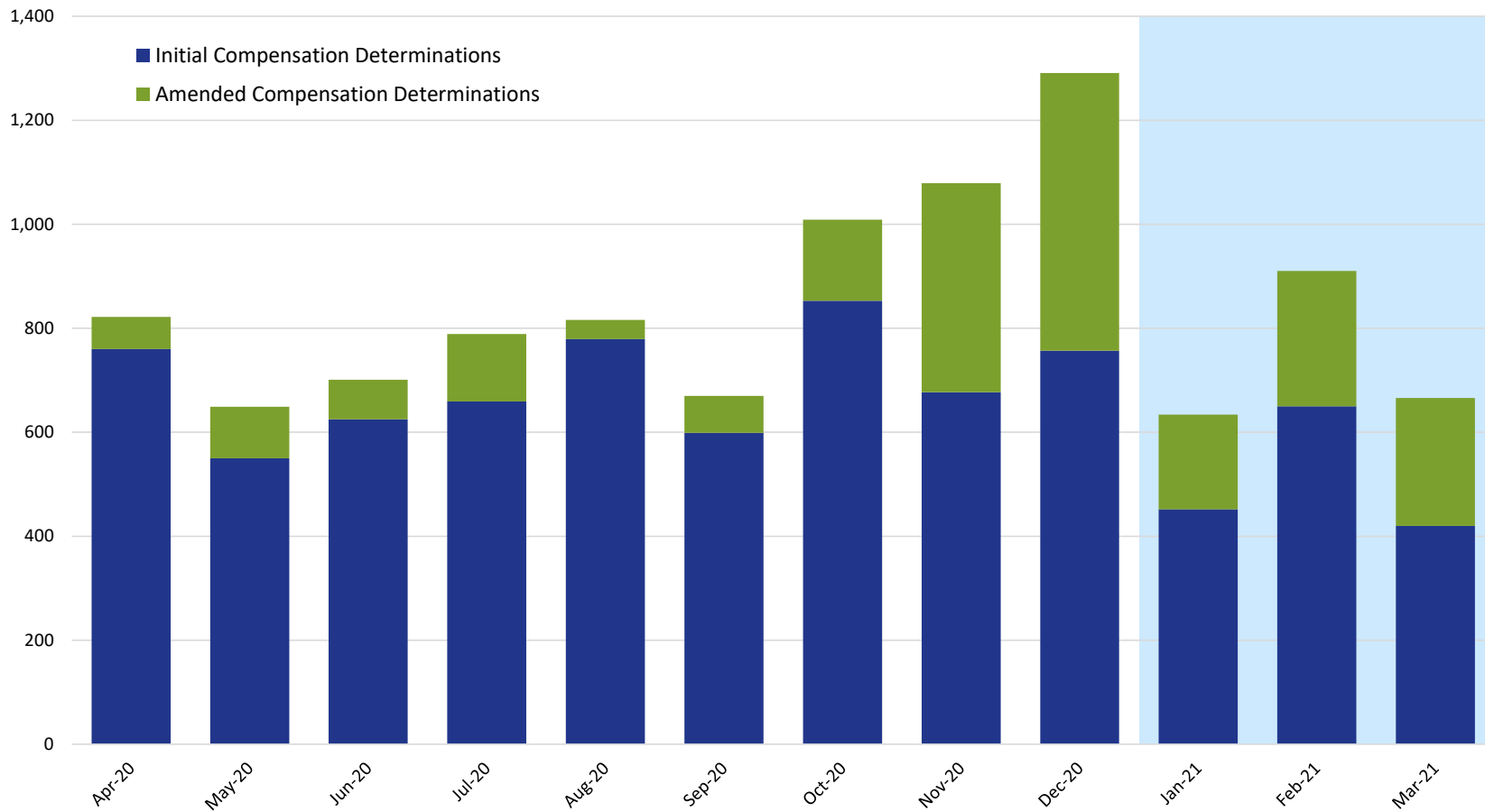
Eligibility



	2020									2021		
	Apr	May	Jun	Jul	Aug	Sep	Oct	Nov	Dec	Jan	Feb	Mar
Approved Eligibility Determinations	30,691	31,275	31,918	32,584	33,377	33,905	34,690	35,311	36,092	36,563	37,371	38,186
Procedural Denials	5,060	5,133	5,256	5,313	5,522	5,708	5,762	5,779	6,265	7,116	7,480	7,721
Procedural Denials Returned for Review	174	178	185	188	203	222	224	224	246	300	310	314
Substantive Denials	945	974	1,002	1,040	1,057	1,068	1,120	1,159	1,182	1,209	1,285	1,414
Substantive Denials Returned for Review	307	362	403	477	517	549	654	742	802	922	1,070	1,100

## VCF Program Statistics As of March 31, 2021

### Compensation Determinations by Month: Initial & Amended



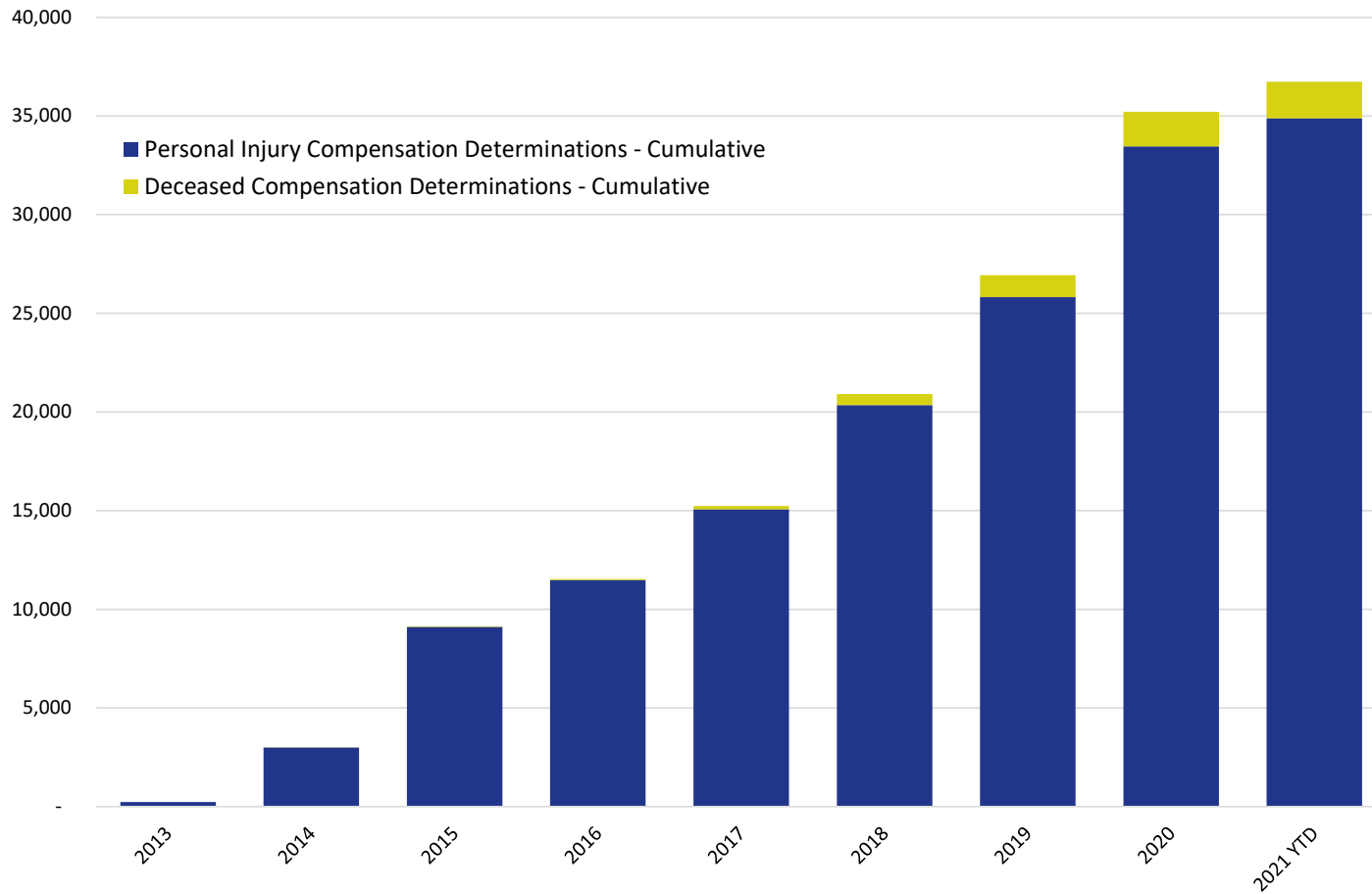
	2020									2021		
	Apr	May	Jun	Jul	Aug	Sep	Oct	Nov	Dec	Jan	Feb	Mar
Initial Compensation Determinations	760	550	625	659	779	599	853	677	757	452	650	420
Amended Compensation Determinations	62	99	76	130	37	71	156	402	534	182	260	246

**NOTE:** This chart includes only those compensation determinations for which the claimant has been notified by the VCF in writing of the amount of their award. Once a claimant is notified, the determination is counted on this chart, but it is reflected in the month in which the award was finalized and deemed ready for final quality checks, not in the month in which the claimant was notified. The VCF process includes a series of quality checks that are completed before a claimant is notified. These quality checks may take several weeks or longer. This means that there are claims for which substantive review has been completed but they are not counted on this chart because the claimant has not yet been notified of the award. This also means that the monthly numbers shown here for prior months will change from one report to the next as claims completed in earlier months finish the quality check process and claimants are notified.

## VCF Program Statistics

As of March 31, 2021

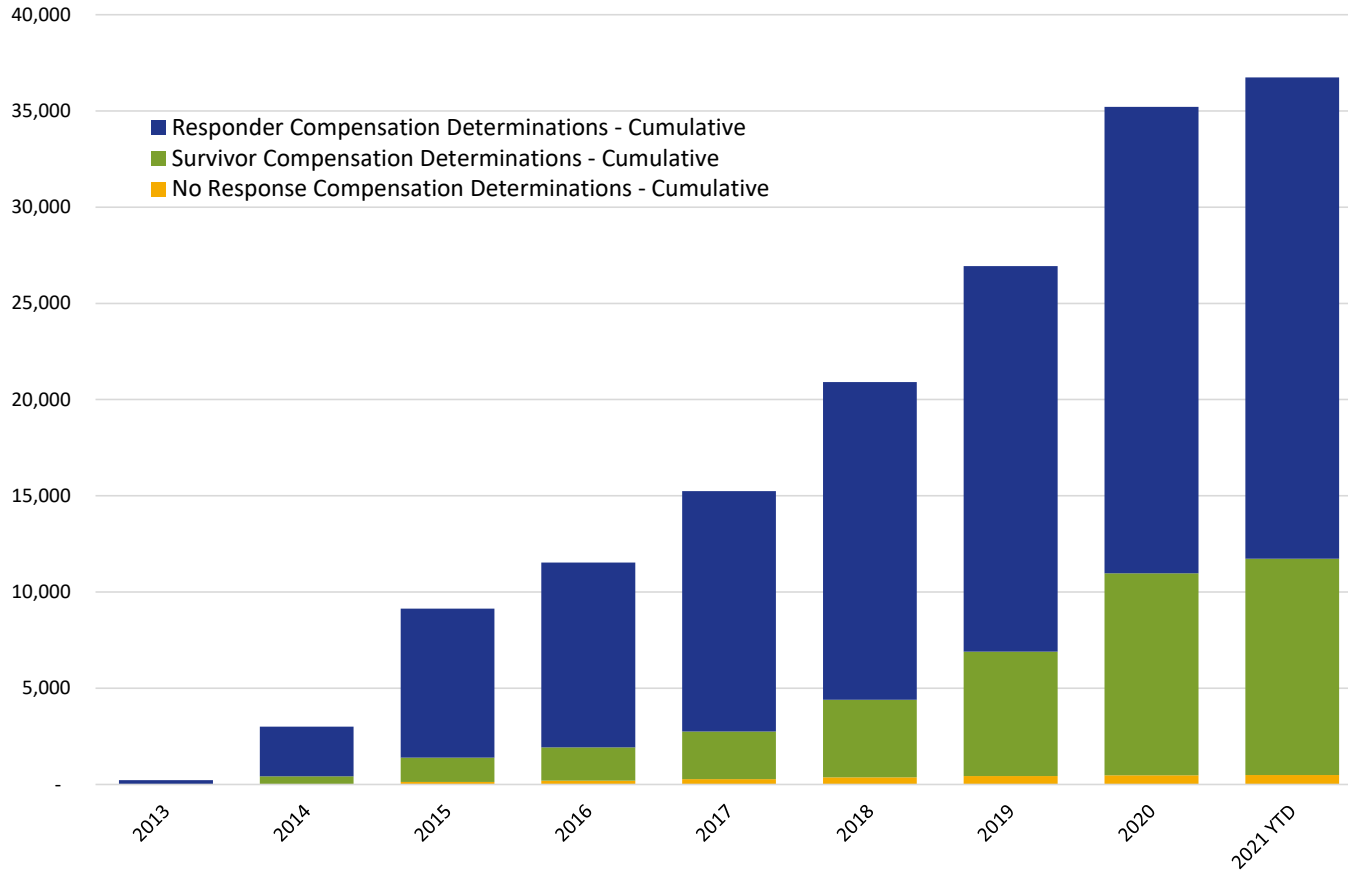
### Cumulative Claims with Compensation Determinations Personal Injury & Deceased



	2013	2014	2015	2016	2017	2018	2019	2020	2021 YTD
Personal Injury Compensation Determinations - Cumulative	225	2,999	9,112	11,475	15,065	20,342	25,816	33,458	34,877
Deceased Compensation Determinations - Cumulative	-	8	20	52	175	571	1,117	1,756	1,859

## VCF Program Statistics As of March 31, 2021

### Cumulative Claims with Compensation Determinations Responder & Survivor



	2013	2014	2015	2016	2017	2018	2019	2020	2021 YTD
Responder Compensation Determinations - Cumulative	218	2,579	7,739	9,595	12,491	16,512	20,031	24,241	25,009
Survivor Compensation Determinations - Cumulative	6	403	1,263	1,740	2,465	4,032	6,461	10,501	11,242
No Response Compensation Determinations - Cumulative	1	25	130	192	284	369	441	472	485