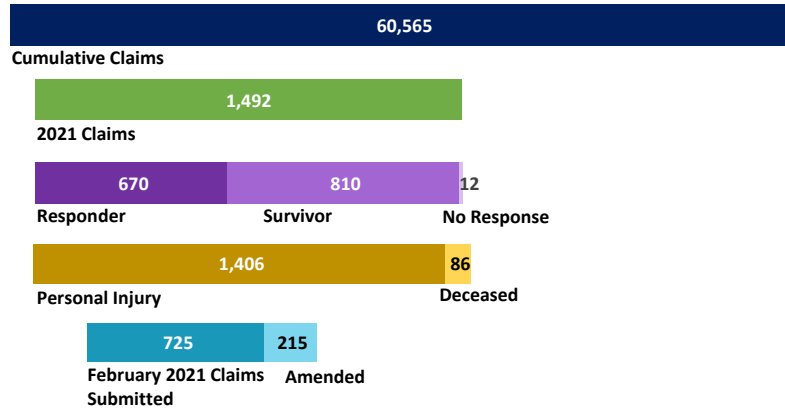



VCF Program Statistics As of February 28, 2021

VCF At-A-Glance


CLAIMS SUBMITTED



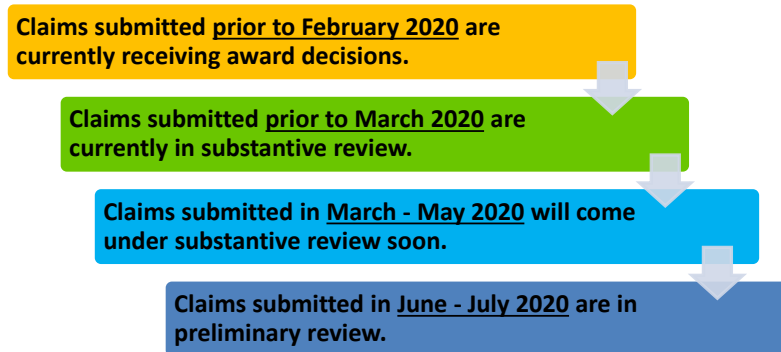
DETERMINATIONS RENDERED



DOLLARS AWARDED

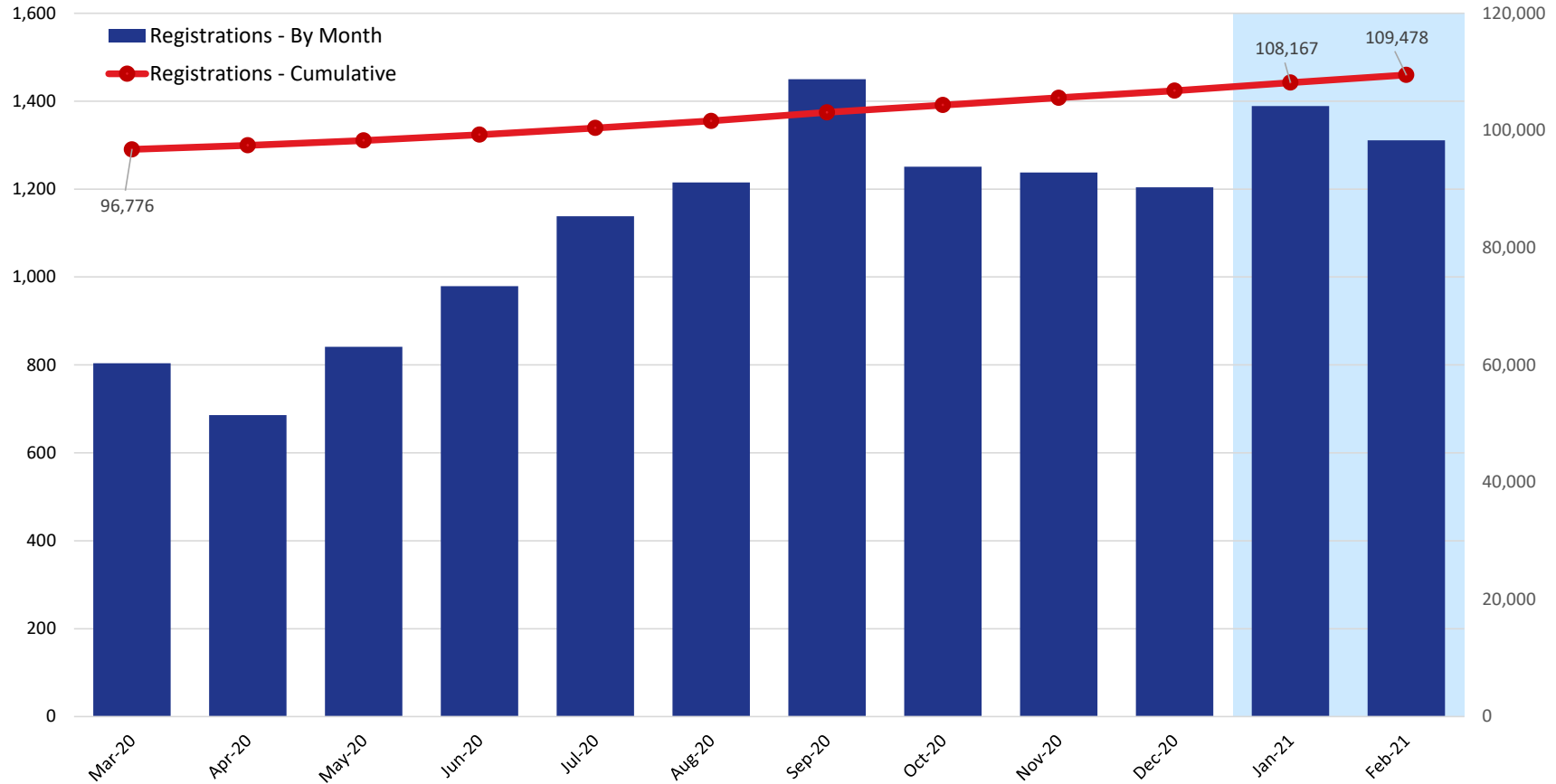


Claim Review Timeline



VCF Program Statistics As of February 28, 2021

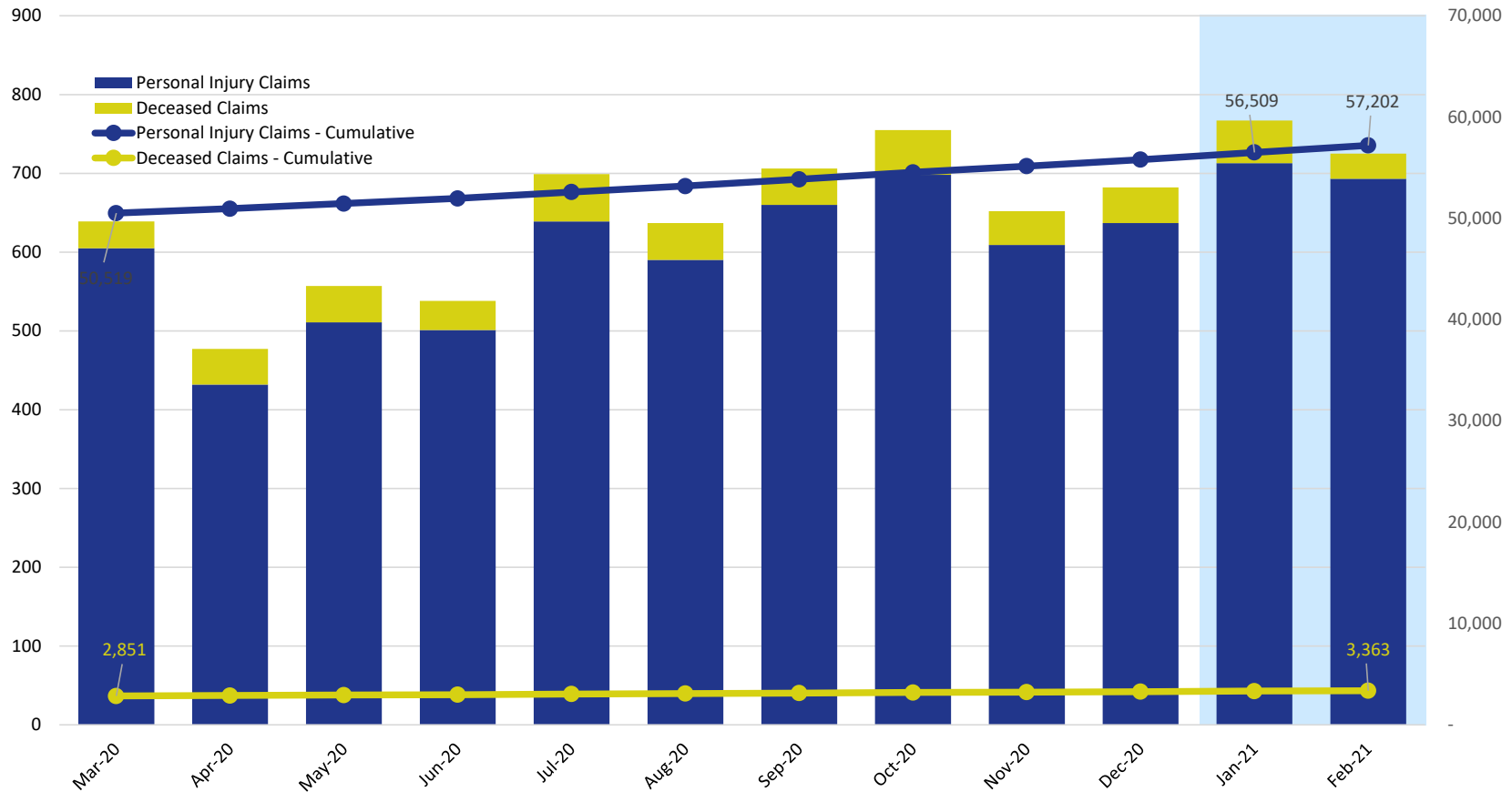
Unique Registrations



	2020										2021	
	Mar	Apr	May	Jun	Jul	Aug	Sep	Oct	Nov	Dec	Jan	Feb
Registrations - By Month	804	686	841	979	1,138	1,215	1,450	1,251	1,238	1,204	1,389	1,311
Registrations - Cumulative	96,776	97,462	98,303	99,282	100,420	101,635	103,085	104,336	105,574	106,778	108,167	109,478

VCF Program Statistics As of February 28, 2021

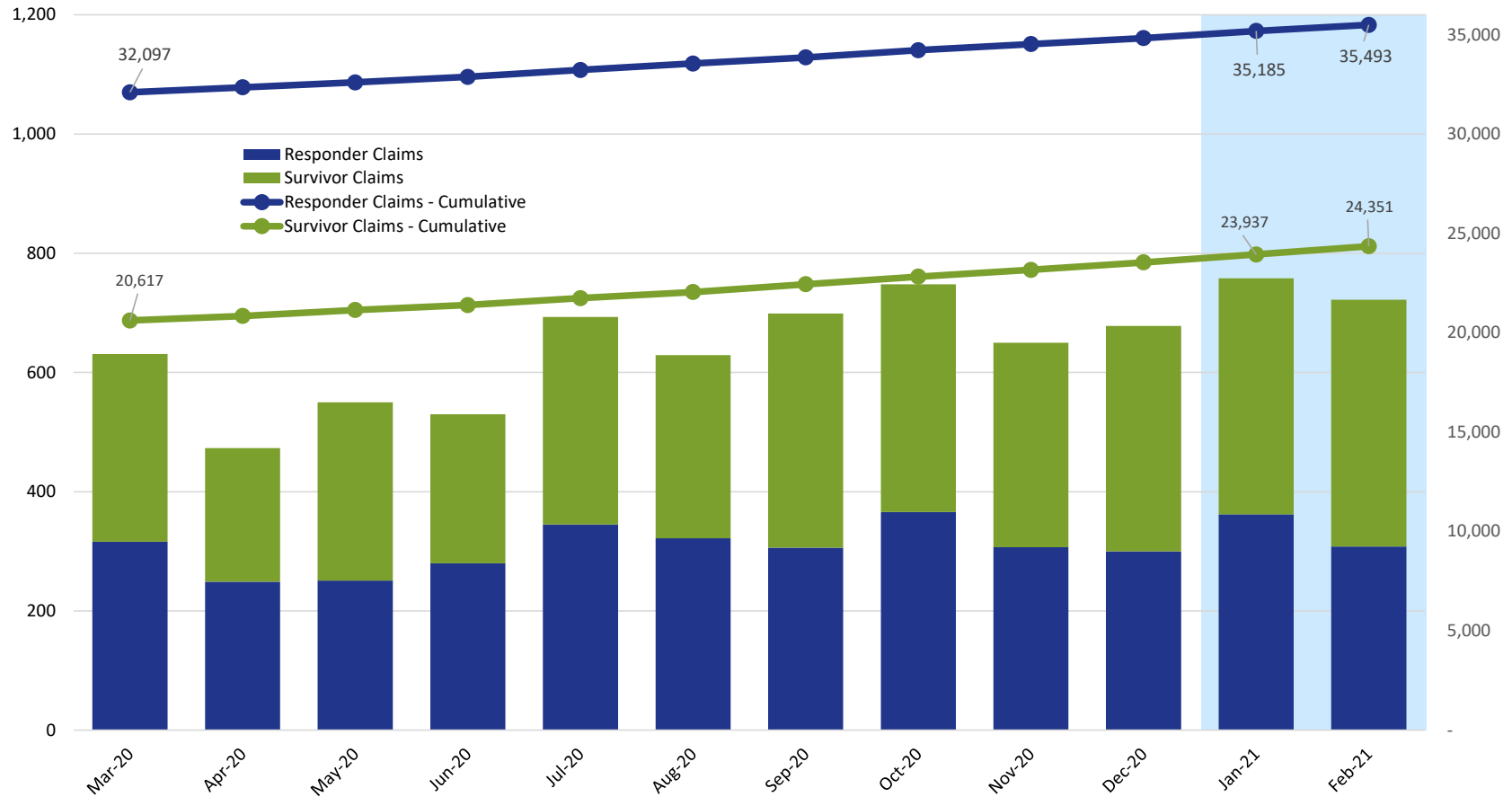
Claims Submitted by Month: Personal Injury & Deceased



	2020										2021	
	Mar	Apr	May	Jun	Jul	Aug	Sep	Oct	Nov	Dec	Jan	Feb
Personal Injury Claims	605	432	511	501	639	590	660	698	609	637	713	693
Deceased Claims	34	45	46	37	60	47	46	57	43	45	54	32
Unknown Claims	-	-	-	-	-	-	-	-	-	-	-	-
Claims - Cumulative	53,370	53,847	54,404	54,942	55,641	56,278	56,984	57,739	58,391	59,073	59,840	60,565

VCF Program Statistics As of February 28, 2021

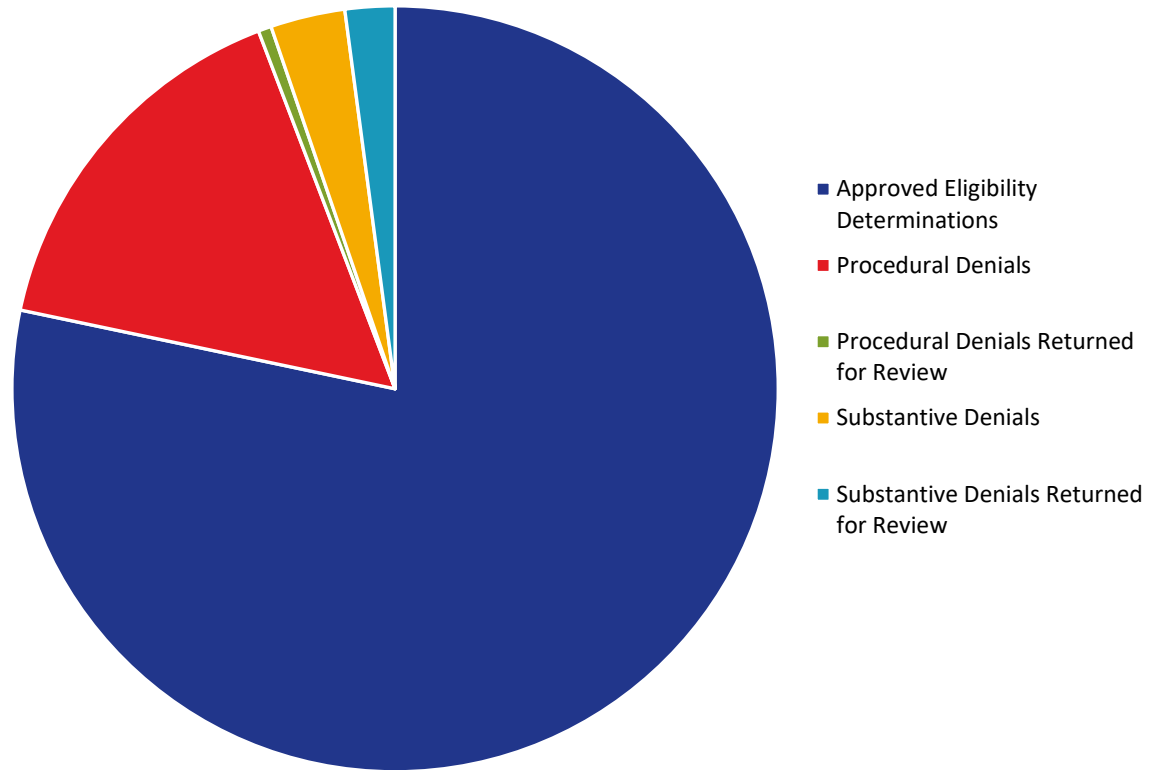
Claims Submitted by Month: Responder & Survivor



	2020										2021	
	Mar	Apr	May	Jun	Jul	Aug	Sep	Oct	Nov	Dec	Jan	Feb
Responder Claims	316	249	251	280	345	322	306	366	307	300	362	308
Survivor Claims	315	224	299	250	348	307	393	382	343	378	396	414
No Response Claims	8	4	7	8	6	8	7	7	2	4	9	3
Claims - Cumulative	53,370	53,847	54,404	54,942	55,641	56,278	56,984	57,739	58,391	59,073	59,840	60,565

VCF Program Statistics As of February 28, 2021

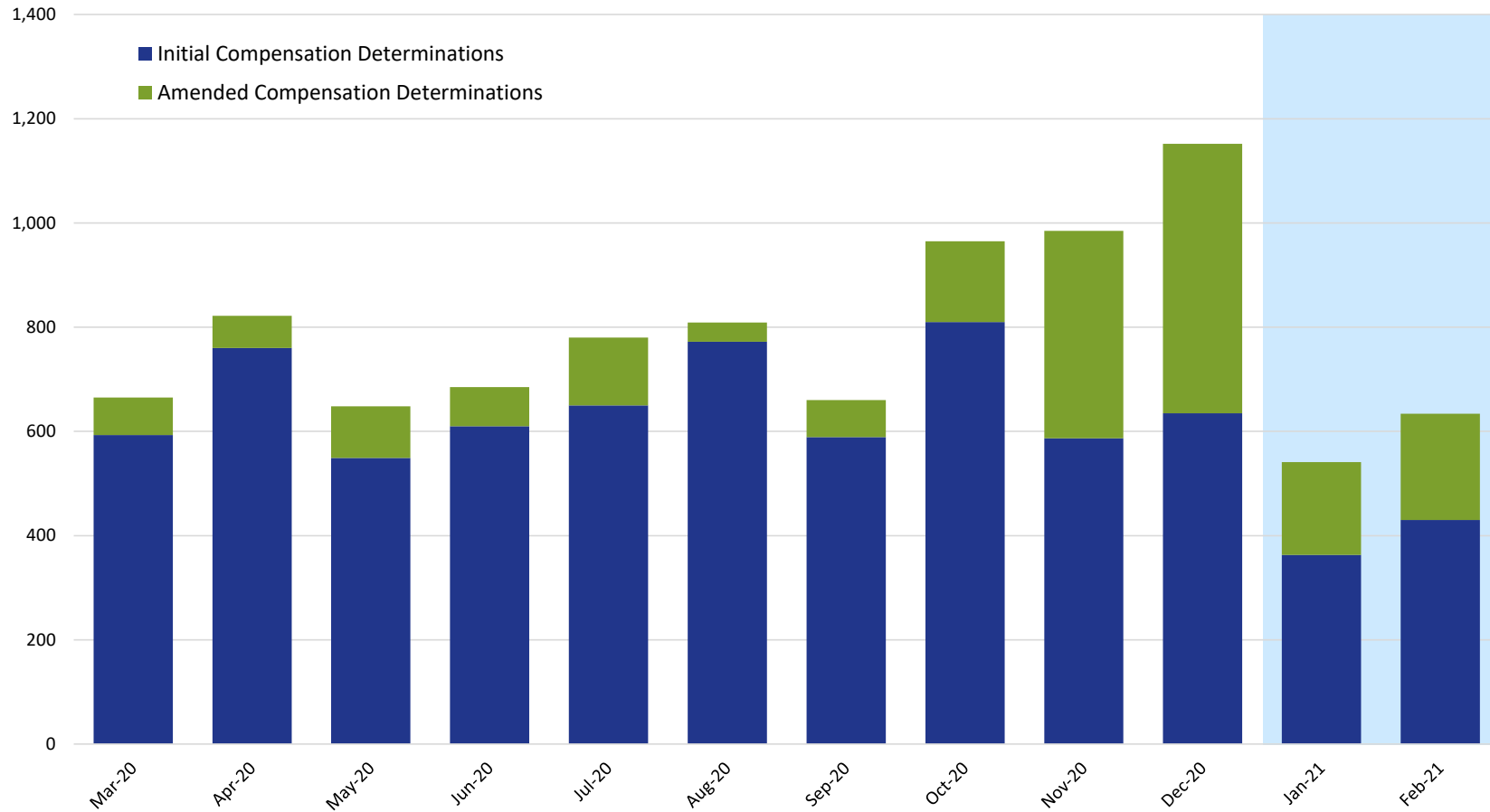
Eligibility



	2020										2021	
	Mar	Apr	May	Jun	Jul	Aug	Sep	Oct	Nov	Dec	Jan	Feb
Approved Eligibility Determinations	29,905	30,691	31,275	31,918	32,584	33,377	33,905	34,690	35,311	36,092	36,565	37,374
Procedural Denials	4,476	5,114	5,187	5,309	5,366	5,579	5,769	5,824	5,841	6,337	7,216	7,587
Procedural Denials Returned for Review	138	160	164	172	176	191	210	212	212	227	262	265
Substantive Denials	927	949	978	1,008	1,046	1,063	1,074	1,134	1,173	1,198	1,296	1,503
Substantive Denials Returned for Review	279	332	388	433	516	559	601	736	843	914	975	1,002

VCF Program Statistics As of February 28, 2021

Compensation Determinations by Month: Initial & Amended

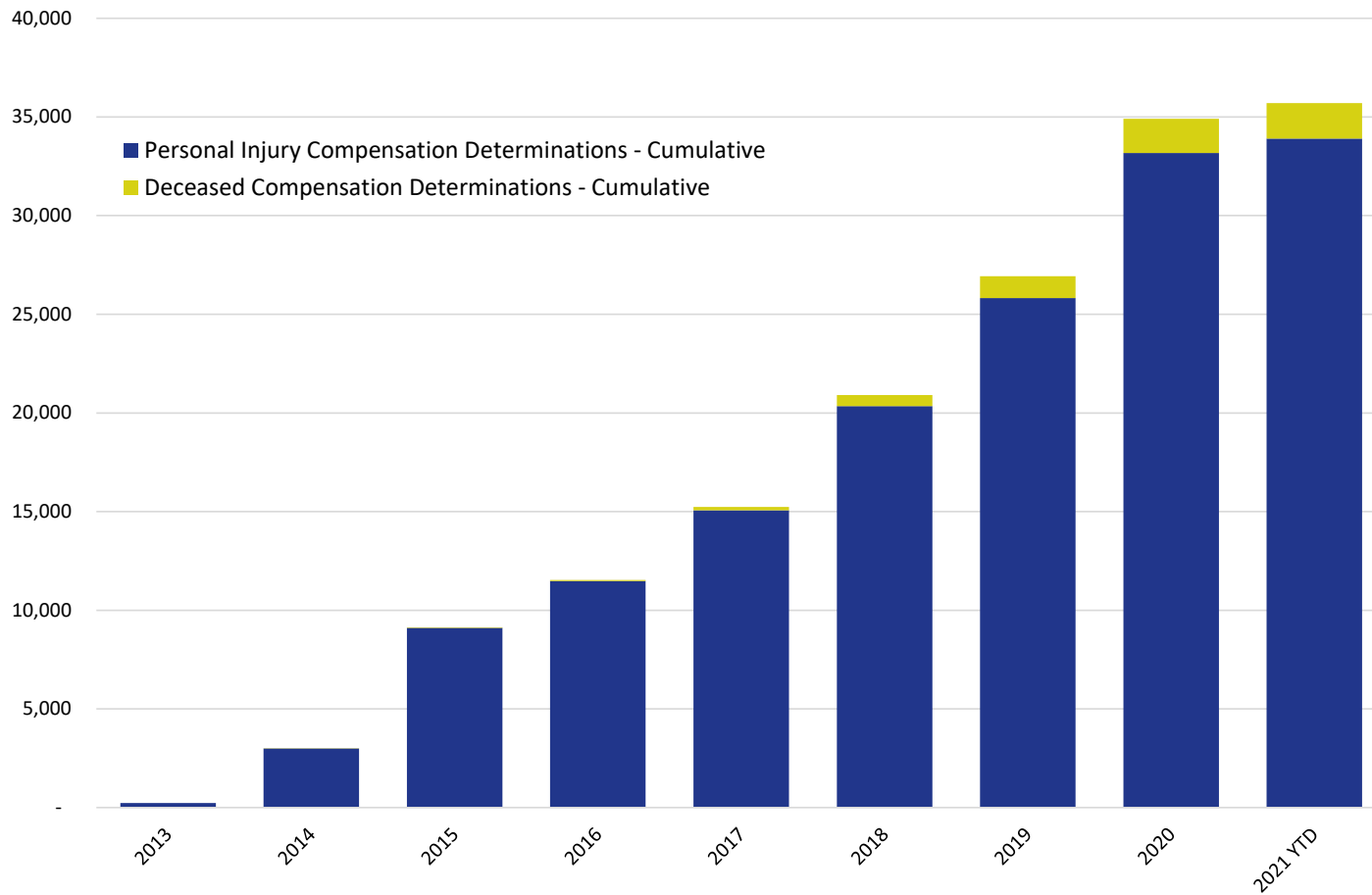


	2020										2021	
	Mar	Apr	May	Jun	Jul	Aug	Sep	Oct	Nov	Dec	Jan	Feb
Initial Compensation Determinations	593	760	549	610	650	772	589	810	587	635	363	430
Amended Compensation Determinations	72	62	99	75	130	37	71	155	398	517	178	204

NOTE: This chart includes only those compensation determinations for which the claimant has been notified by the VCF in writing of the amount of their award. Once a claimant is notified, the determination is counted on this chart, but it is reflected in the month in which the award was finalized and deemed ready for final quality checks, not in the month in which the claimant was notified. The VCF process includes a series of quality checks that are completed before a claimant is notified. These quality checks may take several weeks or longer. This means that there are claims for which substantive review has been completed but they are not counted on this chart because the claimant has not yet been notified of the award. This also means that the monthly numbers shown here for prior months will change from one report to the next as claims completed in earlier months finish the quality check process and claimants are notified.

VCF Program Statistics As of February 28, 2021

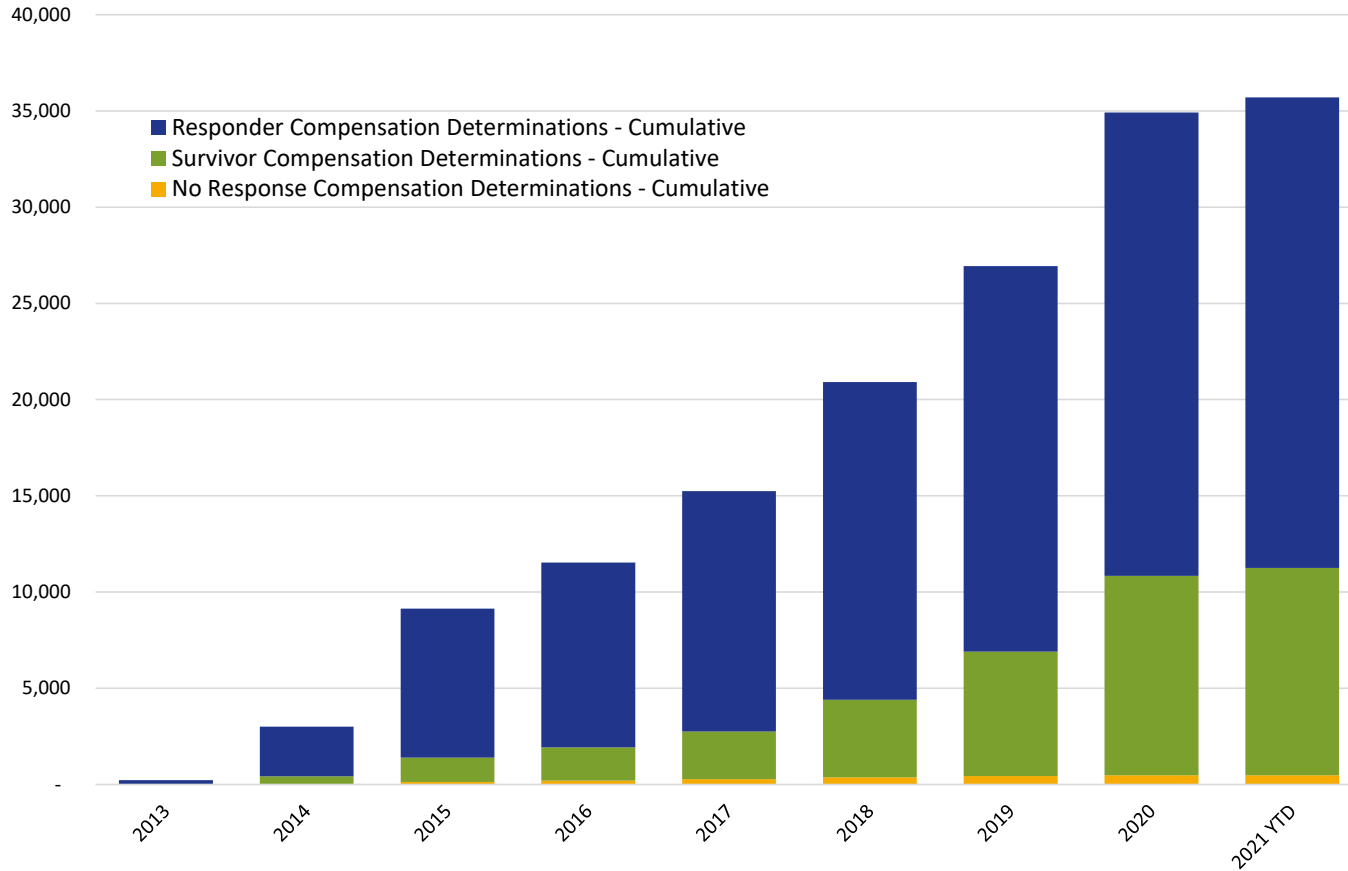
Cumulative Claims with Compensation Determinations Personal Injury & Deceased



	2013	2014	2015	2016	2017	2018	2019	2020	2021 YTD
Personal Injury Compensation Determinations - Cumulative	225	2,999	9,112	11,475	15,066	20,346	25,820	33,179	33,906
Deceased Compensation Determinations - Cumulative	-	8	20	52	174	567	1,112	1,735	1,801

VCF Program Statistics As of February 28, 2021

Cumulative Claims with Compensation Determinations Responder & Survivor



	2013	2014	2015	2016	2017	2018	2019	2020	2021 YTD
Responder Compensation Determinations - Cumulative	218	2,579	7,739	9,595	12,491	16,512	20,030	24,074	24,457
Survivor Compensation Determinations - Cumulative	6	403	1,263	1,740	2,465	4,032	6,461	10,368	10,772
No Response Compensation Determinations - Cumulative	1	25	130	192	284	369	441	472	478