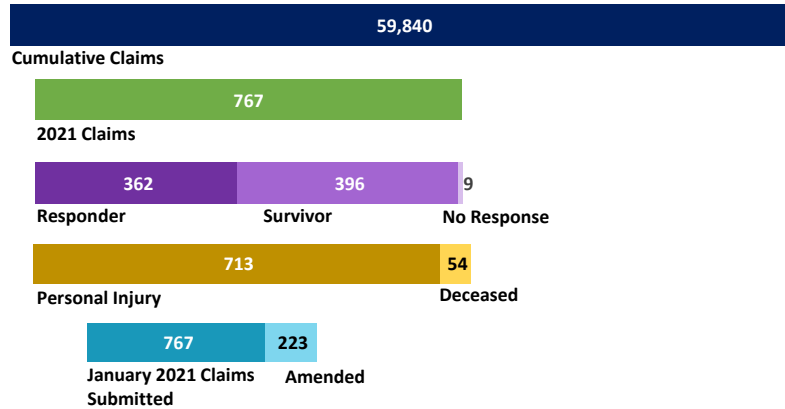


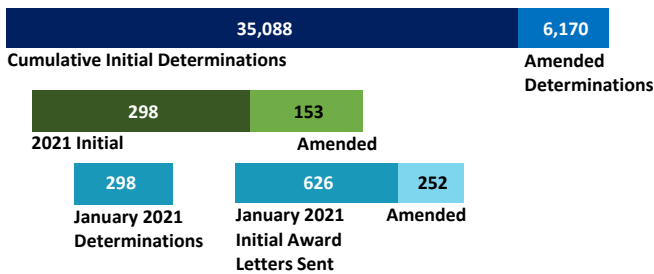
VCF Program Statistics As of January 31, 2021

VCF At-A-Glance


CLAIMS SUBMITTED



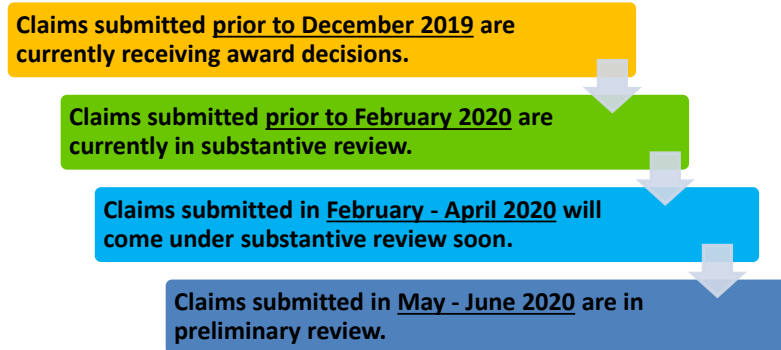
DETERMINATIONS RENDERED



DOLLARS AWARDED

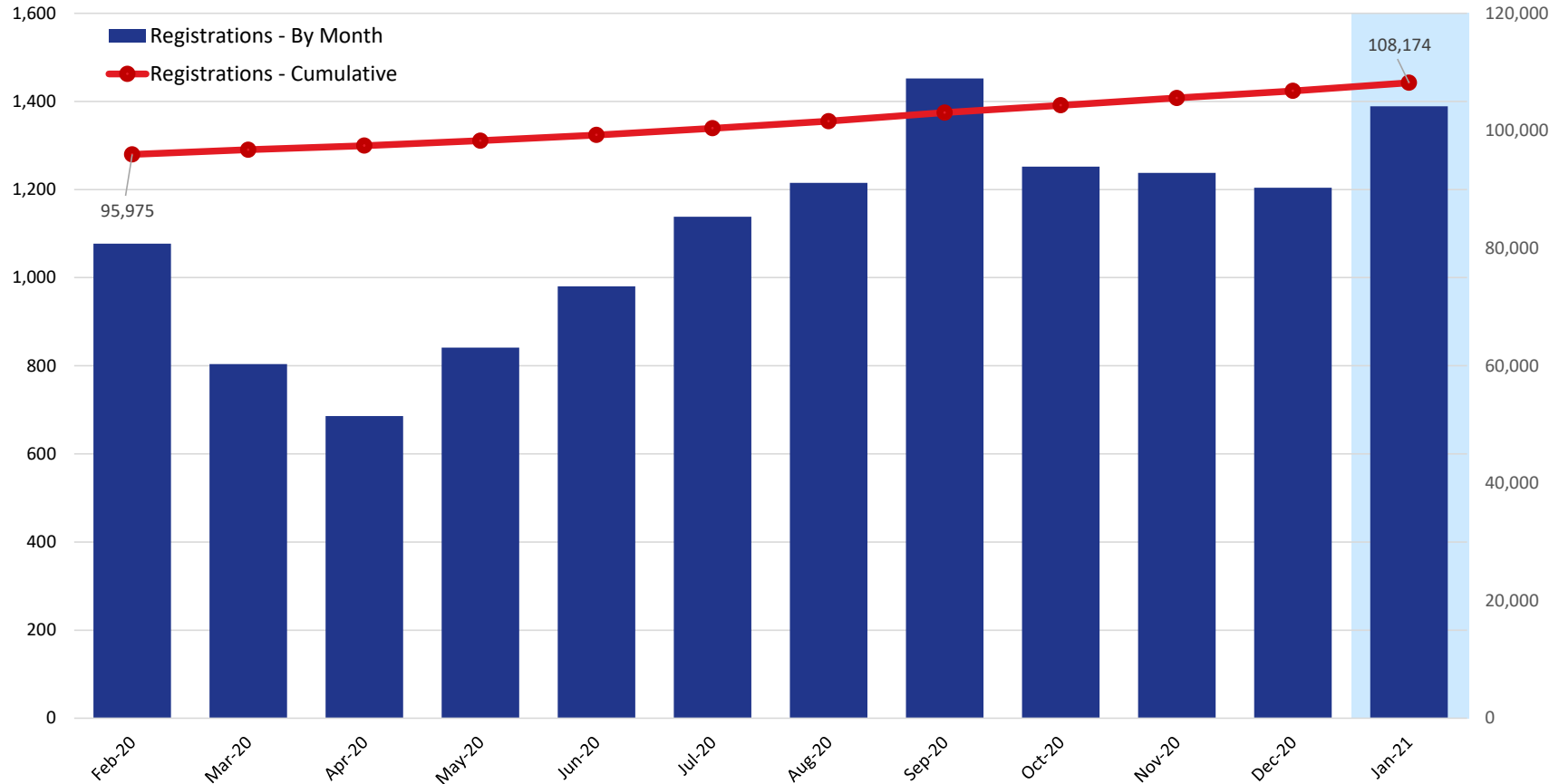


Claim Review Timeline



VCF Program Statistics As of January 31, 2021

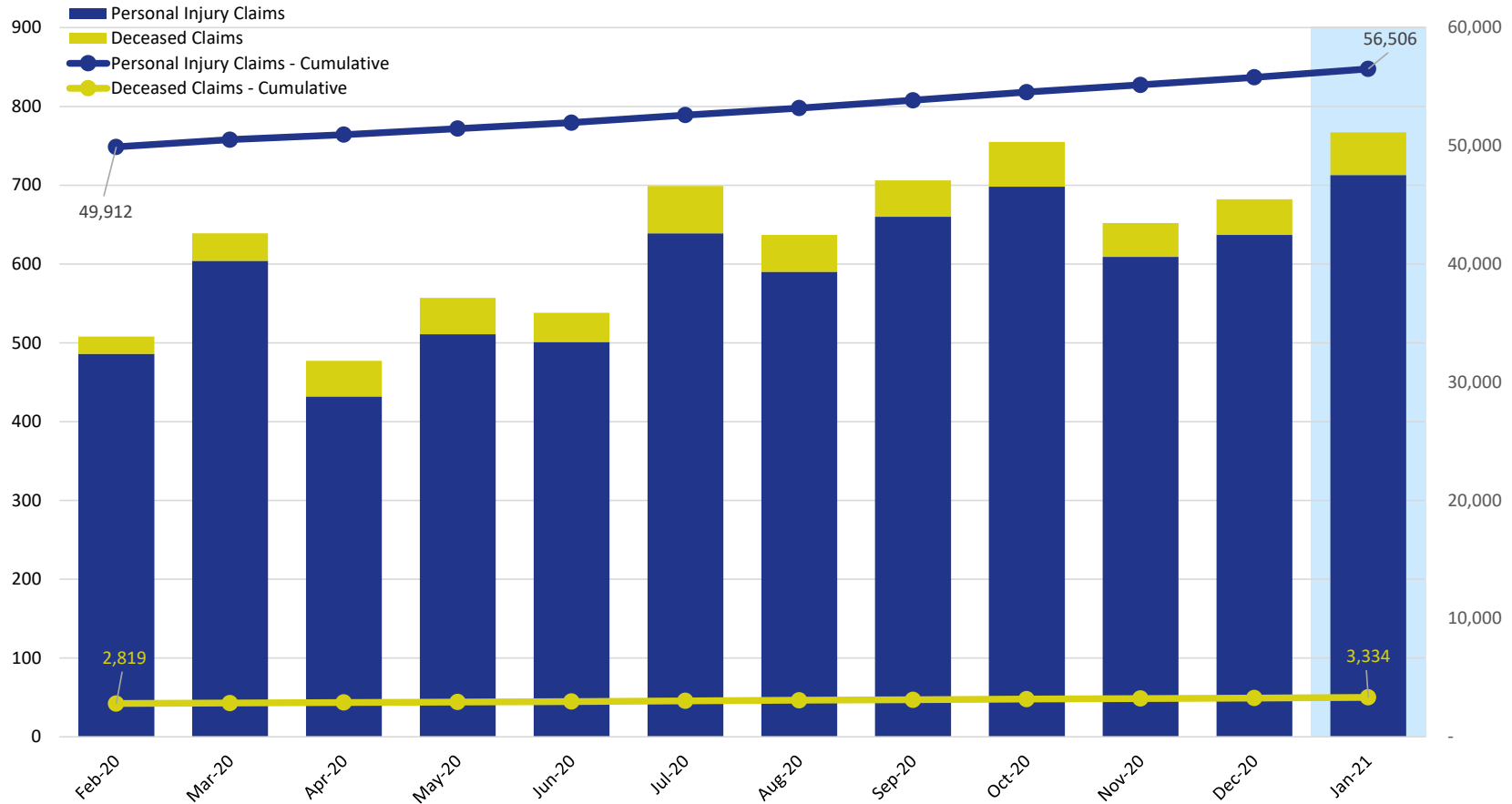
Unique Registrations



	2020											2021
	Feb	Mar	Apr	May	Jun	Jul	Aug	Sep	Oct	Nov	Dec	Jan
Registrations - By Month	1,077	804	686	841	980	1,138	1,215	1,452	1,252	1,238	1,204	1,389
Registrations - Cumulative	95,975	96,779	97,465	98,306	99,286	100,424	101,639	103,091	104,343	105,581	106,785	108,174

VCF Program Statistics As of January 31, 2021

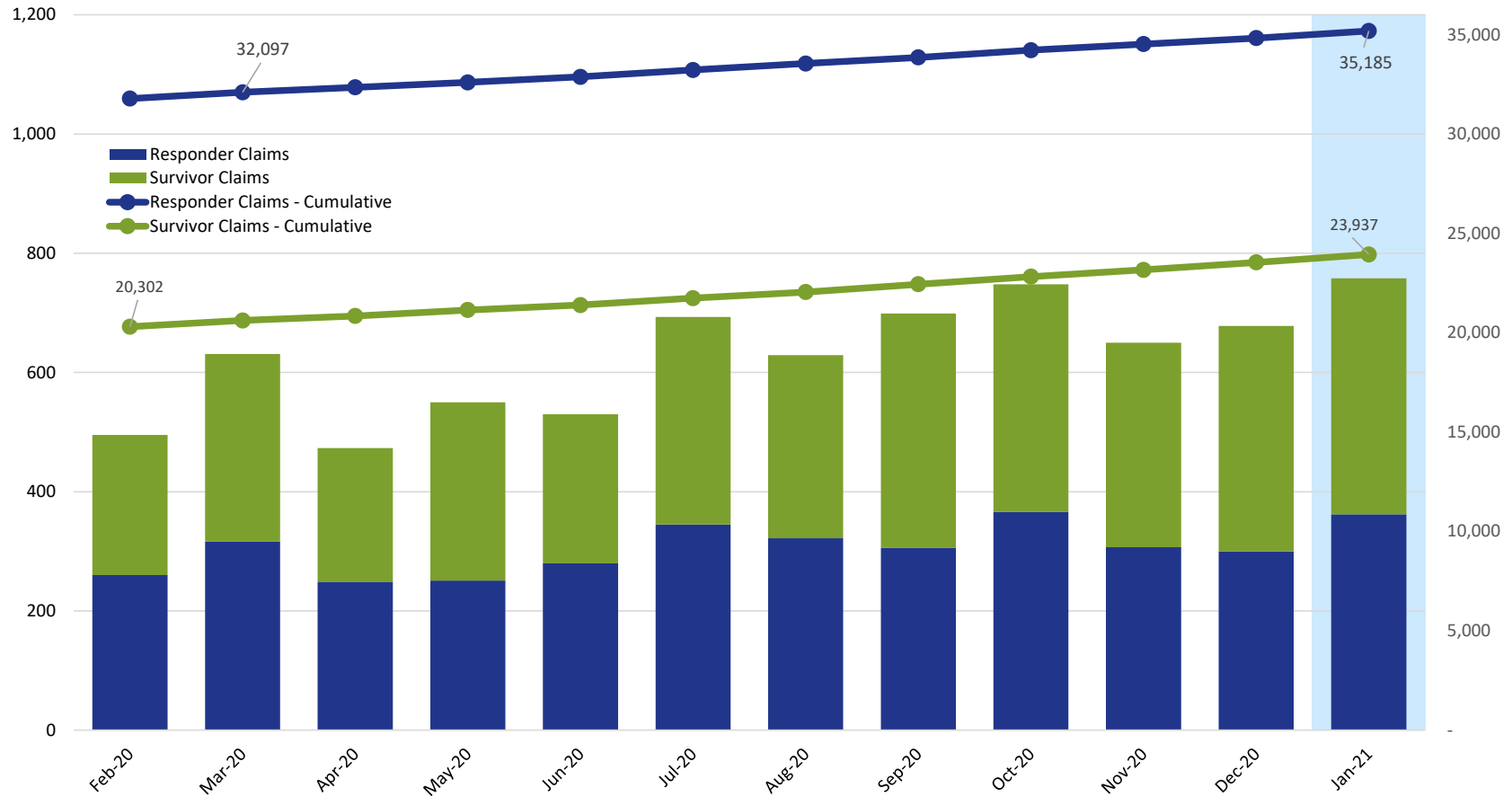
Claims Submitted by Month: Personal Injury & Deceased



	2020											2021
	Feb	Mar	Apr	May	Jun	Jul	Aug	Sep	Oct	Nov	Dec	Jan
Personal Injury Claims	486	604	432	511	501	639	590	660	698	609	637	713
Deceased Claims	22	35	45	46	37	60	47	46	57	43	45	54
Unknown Claims	-	-	-	-	-	-	-	-	-	-	-	-
Claims - Cumulative	52,731	53,370	53,847	54,404	54,942	55,641	56,278	56,984	57,739	58,391	59,073	59,840

VCF Program Statistics As of January 31, 2021

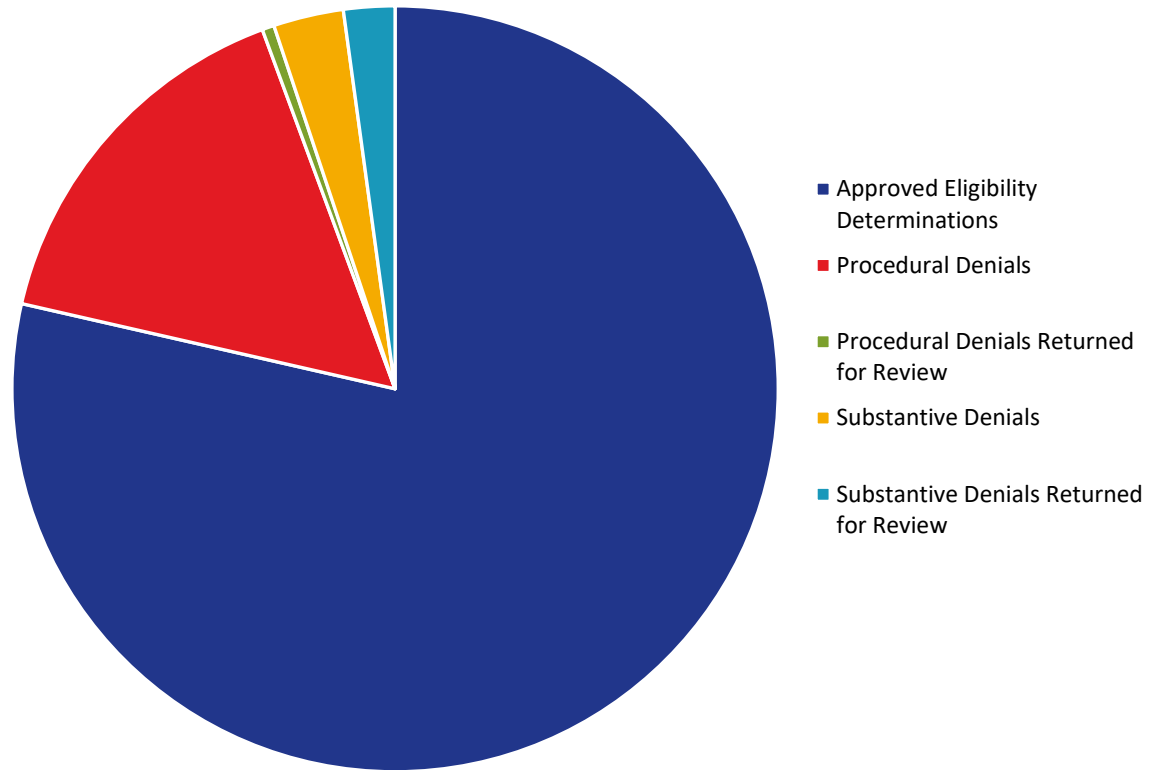
Claims Submitted by Month: Responder & Survivor



	2020											2021
	Feb	Mar	Apr	May	Jun	Jul	Aug	Sep	Oct	Nov	Dec	Jan
Responder Claims	260	316	249	251	280	345	322	306	366	307	300	362
Survivor Claims	235	315	224	299	250	348	307	393	382	343	378	396
No Response Claims	13	8	4	7	8	6	8	7	7	2	4	9
Claims - Cumulative	52,731	53,370	53,847	54,404	54,942	55,641	56,278	56,984	57,739	58,391	59,073	59,840

VCF Program Statistics As of January 31, 2021

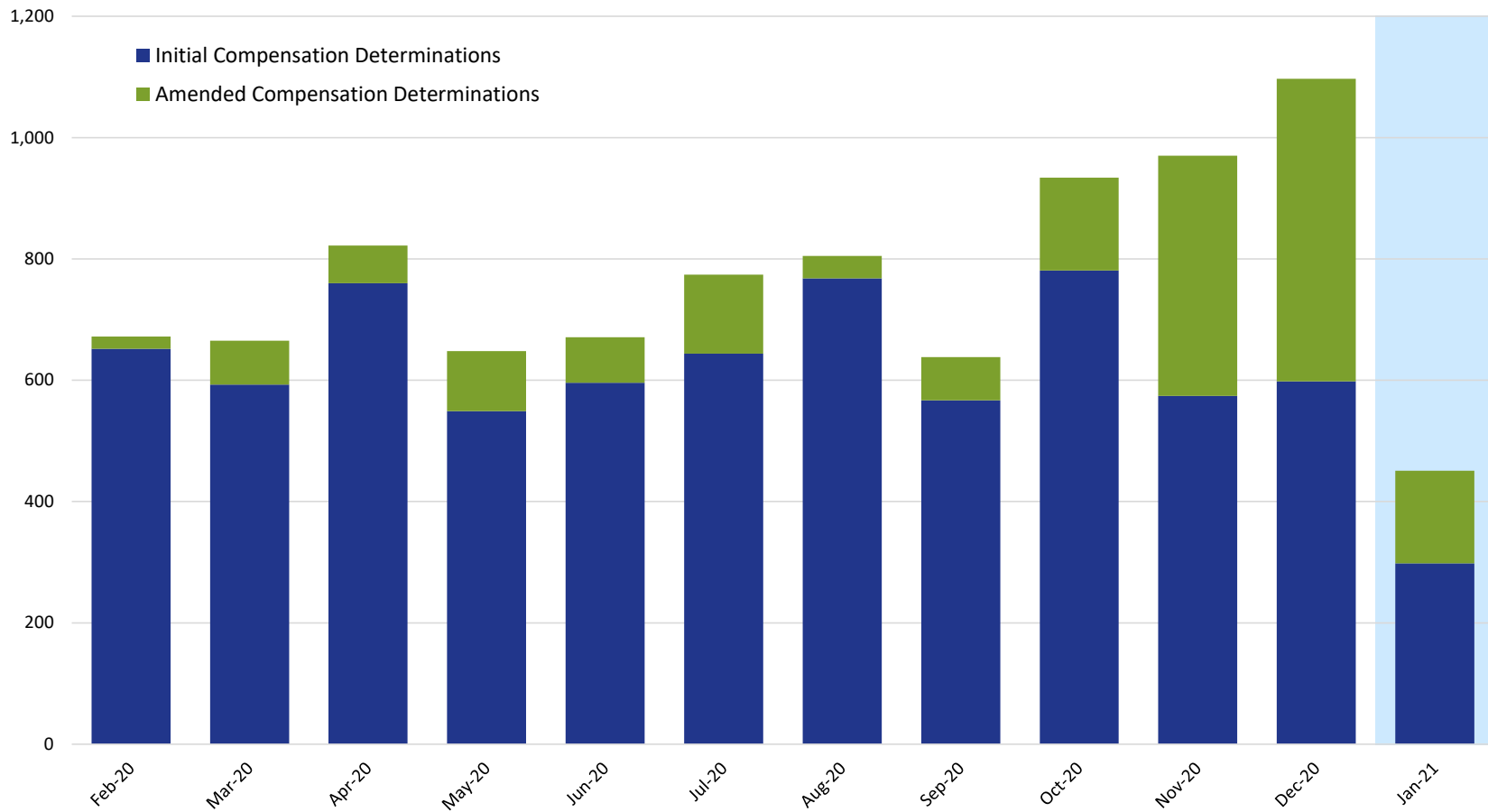
Eligibility



	2020											2021
	Feb	Mar	Apr	May	Jun	Jul	Aug	Sep	Oct	Nov	Dec	Jan
Approved Eligibility Determinations	29,354	29,906	30,692	31,276	31,919	32,585	33,378	33,906	34,691	35,312	36,093	36,566
Procedural Denials	4,339	4,570	5,213	5,288	5,409	5,466	5,681	5,875	5,930	5,947	6,451	7,351
Procedural Denials Returned for Review	133	140	164	168	177	181	194	211	214	214	222	237
Substantive Denials	897	938	961	992	1,025	1,063	1,082	1,093	1,153	1,195	1,230	1,378
Substantive Denials Returned for Review	236	291	345	405	450	538	589	633	789	914	986	1,006

VCF Program Statistics As of January 31, 2021

Compensation Determinations by Month: Initial & Amended



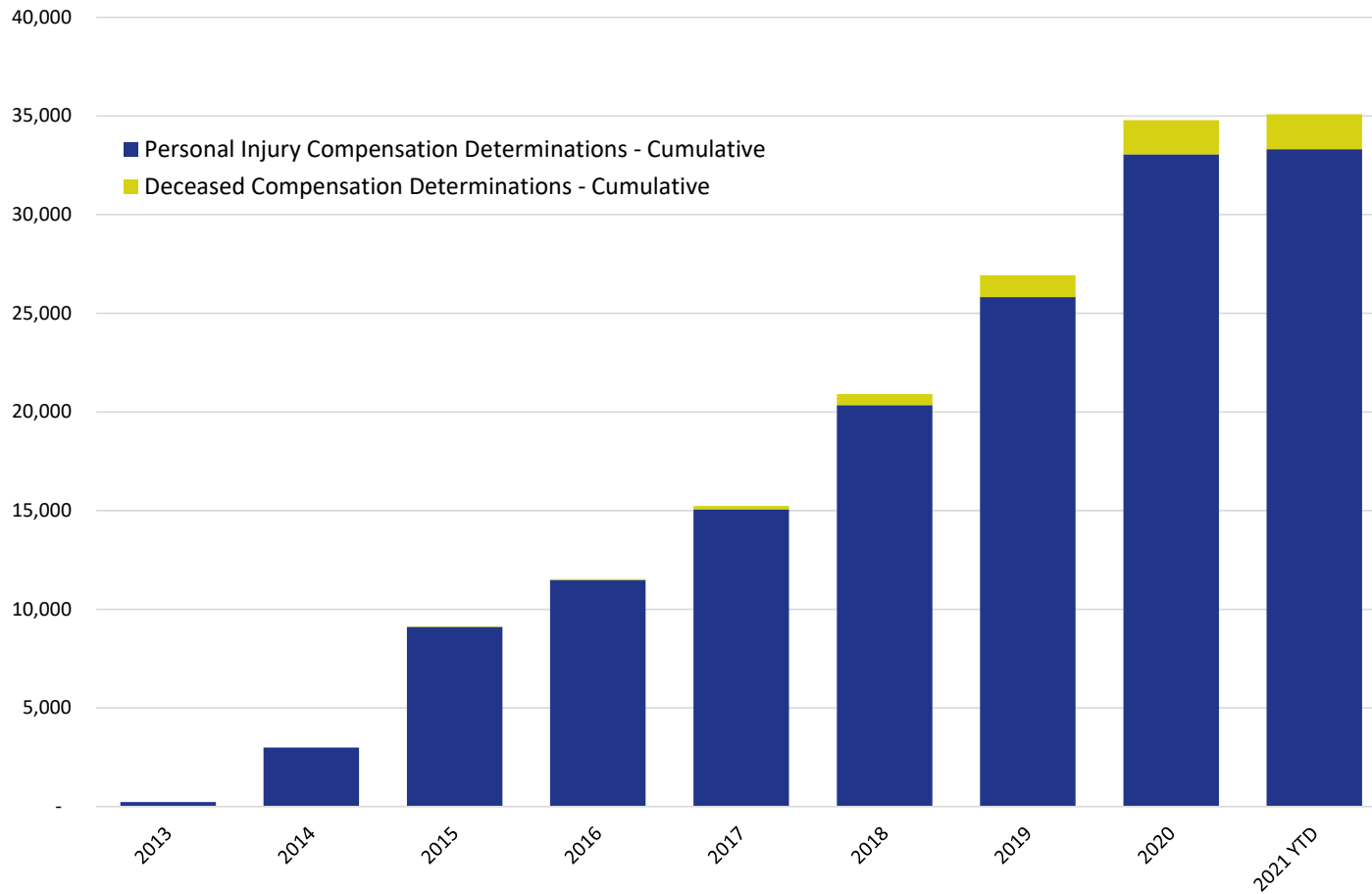
	2020											2021
	Feb	Mar	Apr	May	Jun	Jul	Aug	Sep	Oct	Nov	Dec	Jan
Initial Compensation Determinations	652	593	760	549	596	644	768	567	781	574	598	298
Amended Compensation Determinations	20	72	62	99	75	130	37	71	153	396	499	153

NOTE: This chart includes only those compensation determinations for which the claimant has been notified by the VCF in writing of the amount of their award. Once a claimant is notified, the determination is counted on this chart, but it is reflected in the month in which the award was finalized and deemed ready for final quality checks, not in the month in which the claimant was notified. The VCF process includes a series of quality checks that are completed before a claimant is notified. These quality checks may take several weeks or longer. This means that there are claims for which substantive review has been completed but they are not counted on this chart because the claimant has not yet been notified of the award. This also means that the monthly numbers shown here for prior months will change from one report to the next as claims completed in earlier months finish the quality check process and claimants are notified.

VCF Program Statistics

As of January 31, 2021

Cumulative Claims with Compensation Determinations Personal Injury & Deceased

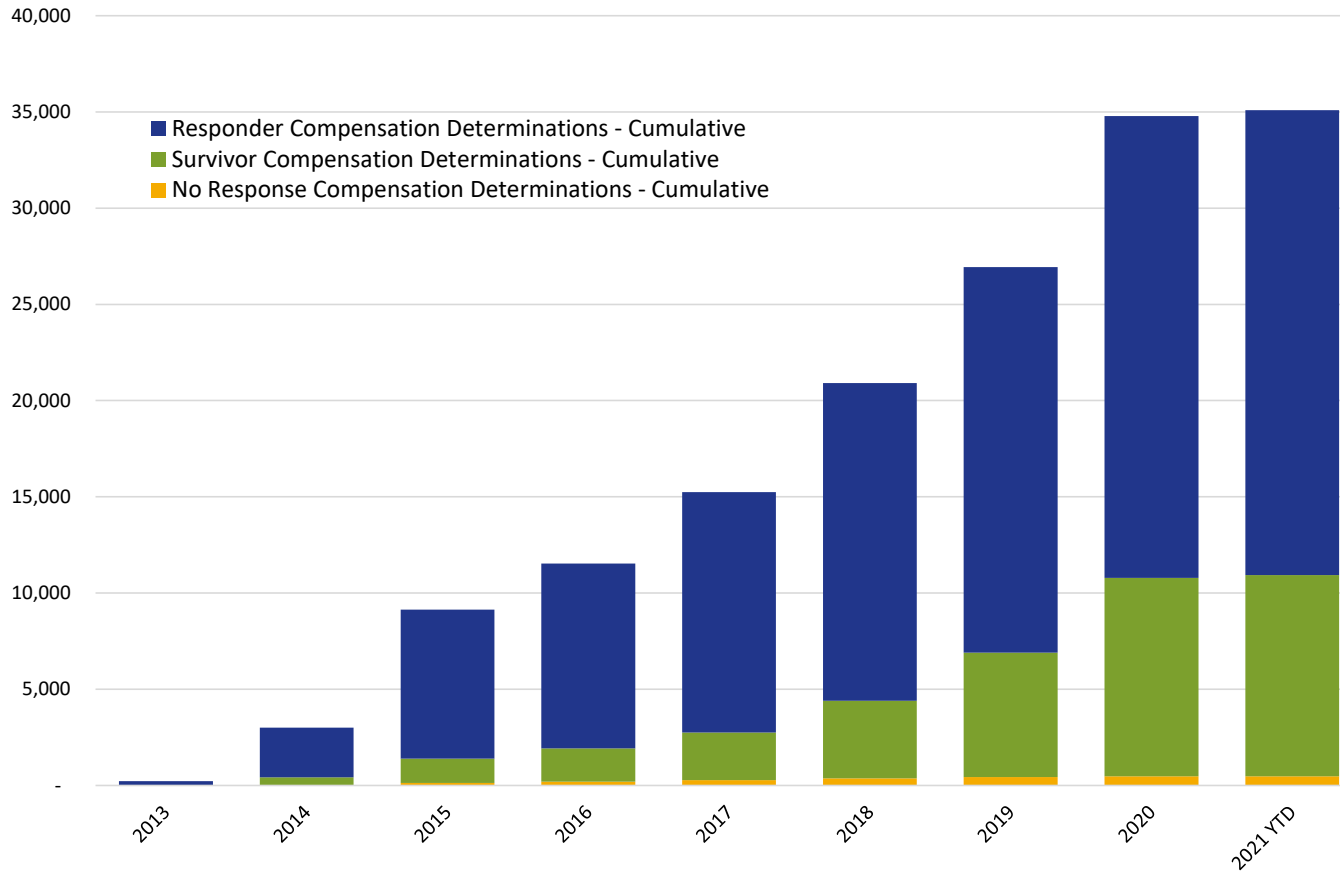


	2013	2014	2015	2016	2017	2018	2019	2020	2021 YTD
Personal Injury Compensation Determinations - Cumulative	225	2,999	9,112	11,475	15,066	20,345	25,819	33,059	33,324
Deceased Compensation Determinations - Cumulative	-	8	20	52	174	568	1,114	1,731	1,764

VCF Program Statistics

As of January 31, 2021

Cumulative Claims with Compensation Determinations Responder & Survivor



	2013	2014	2015	2016	2017	2018	2019	2020	2021 YTD
Responder Compensation Determinations - Cumulative	218	2,579	7,739	9,595	12,491	16,512	20,031	24,006	24,152
Survivor Compensation Determinations - Cumulative	6	403	1,263	1,740	2,465	4,032	6,461	10,313	10,464
No Response Compensation Determinations - Cumulative	1	25	130	192	284	369	441	471	472