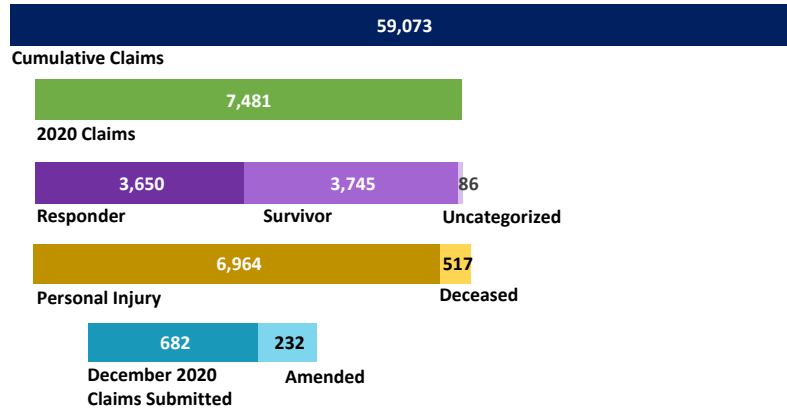


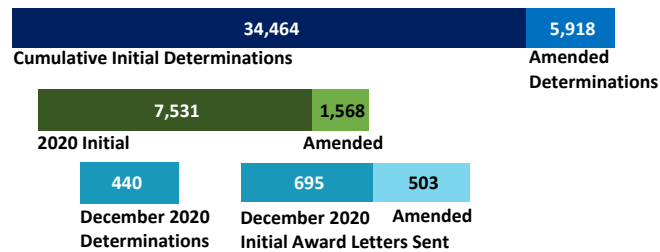
VCF Program Statistics As of December 31, 2020

VCF At-A-Glance


CLAIMS SUBMITTED



DETERMINATIONS RENDERED



DOLLARS AWARDED

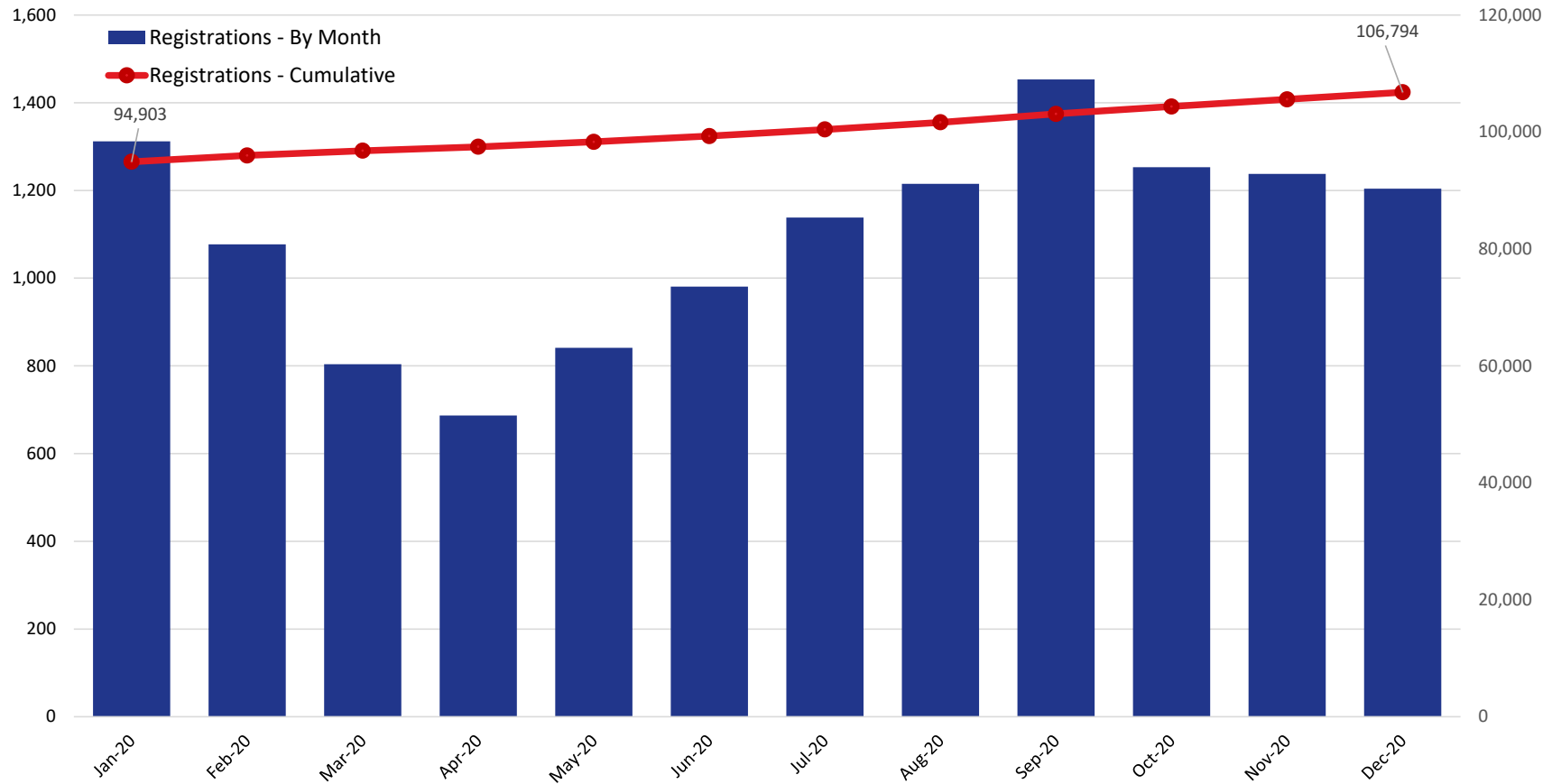


Claim Review Timeline



VCF Program Statistics As of December 31, 2020

Unique Registrations

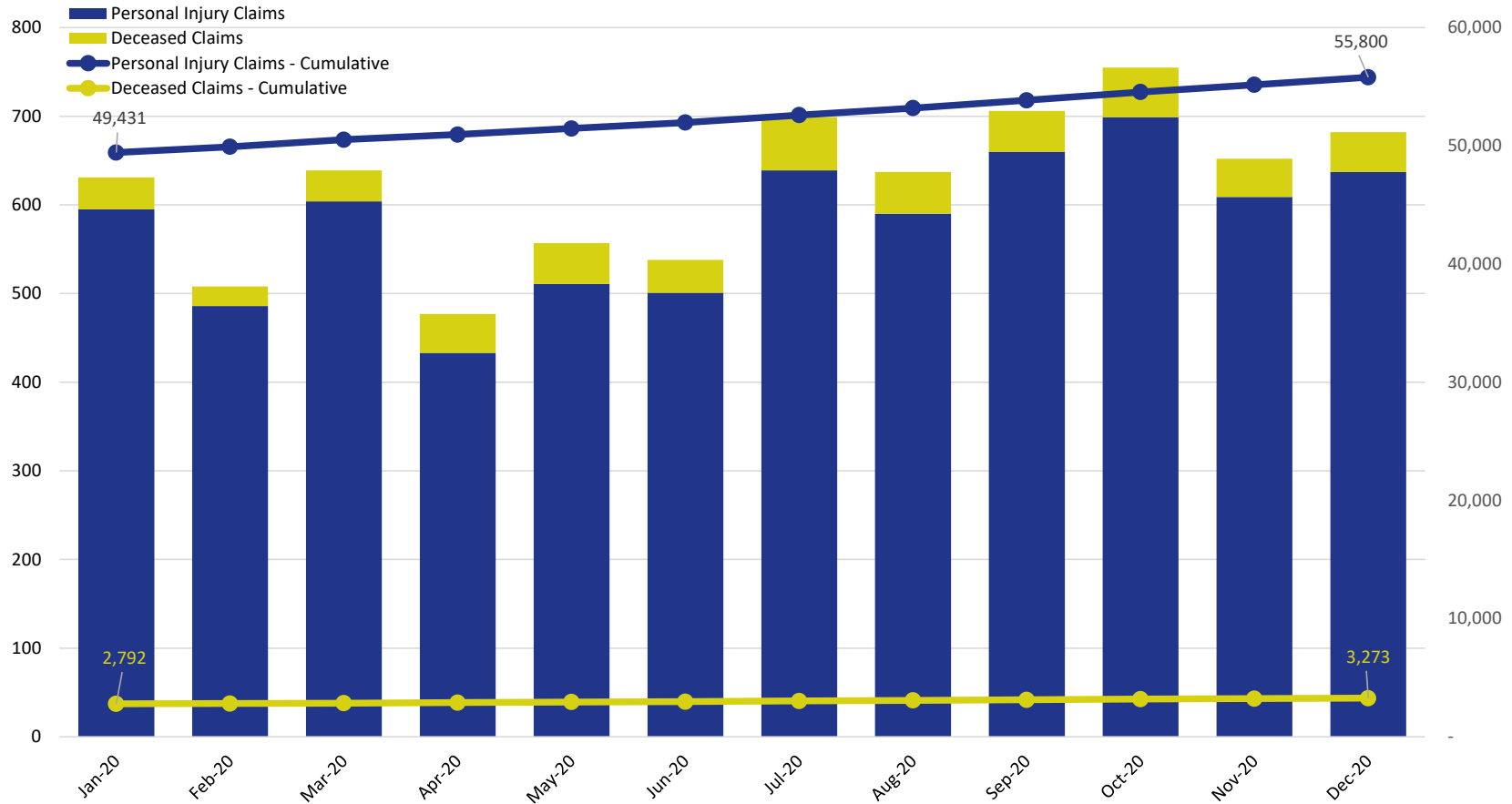


2020

	Jan	Feb	Mar	Apr	May	Jun	Jul	Aug	Sep	Oct	Nov	Dec
Registrations - By Month	1,312	1,077	804	687	841	981	1,138	1,215	1,453	1,253	1,238	1,204
Registrations - Cumulative	94,903	95,980	96,784	97,471	98,312	99,293	100,431	101,646	103,099	104,352	105,590	106,794

VCF Program Statistics As of December 31, 2020

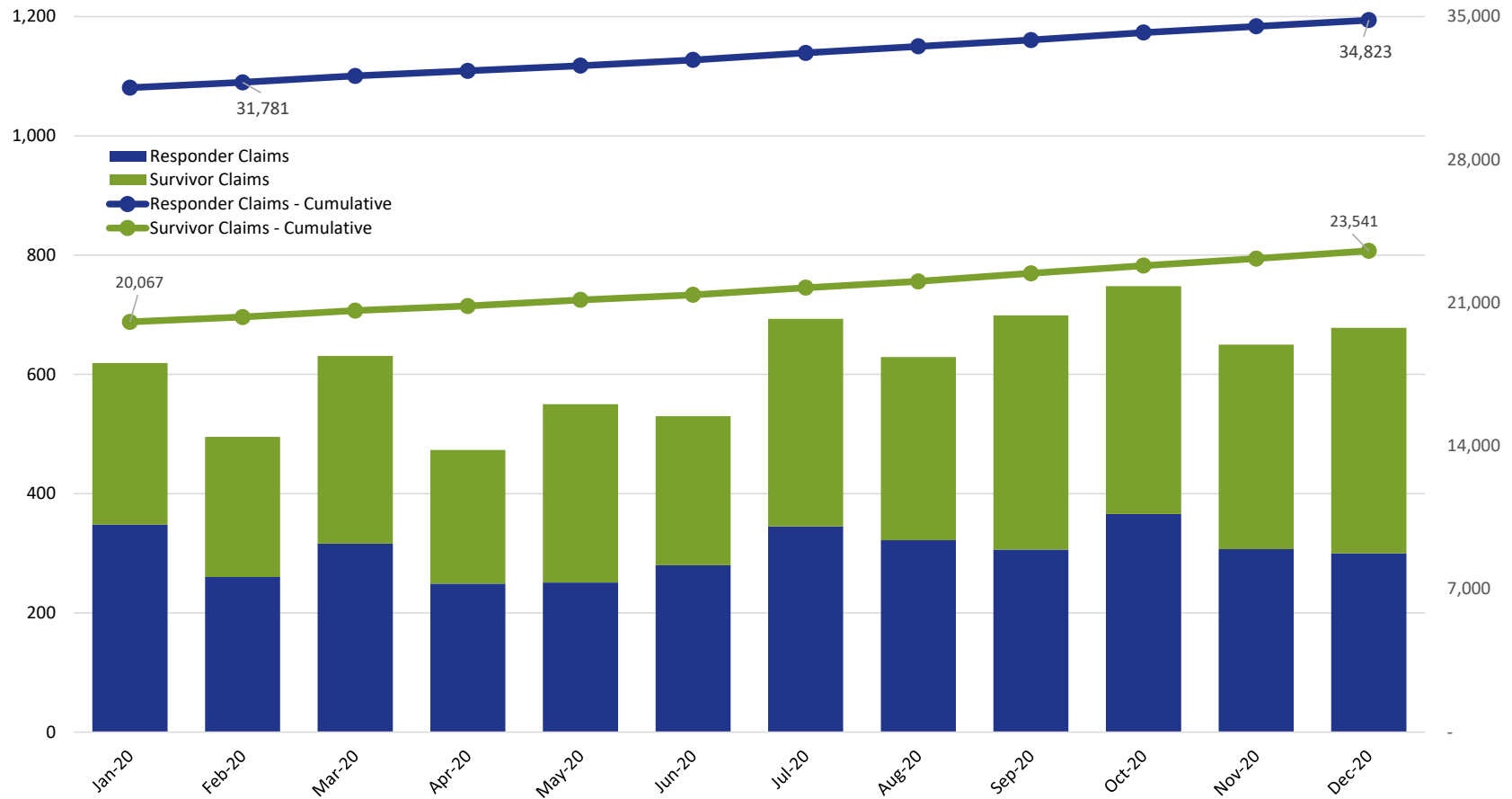
Claims Submitted by Month: Personal Injury & Deceased



2020												
	Jan	Feb	Mar	Apr	May	Jun	Jul	Aug	Sep	Oct	Nov	Dec
Personal Injury Claims	595	486	604	433	511	501	639	590	660	699	609	637
Deceased Claims	36	22	35	44	46	37	60	47	46	56	43	45
Unknown Claims	-	-	-	-	-	-	-	-	-	-	-	-
Claims - Cumulative	52,223	52,731	53,370	53,847	54,404	54,942	55,641	56,278	56,984	57,739	58,391	59,073

VCF Program Statistics As of December 31, 2020

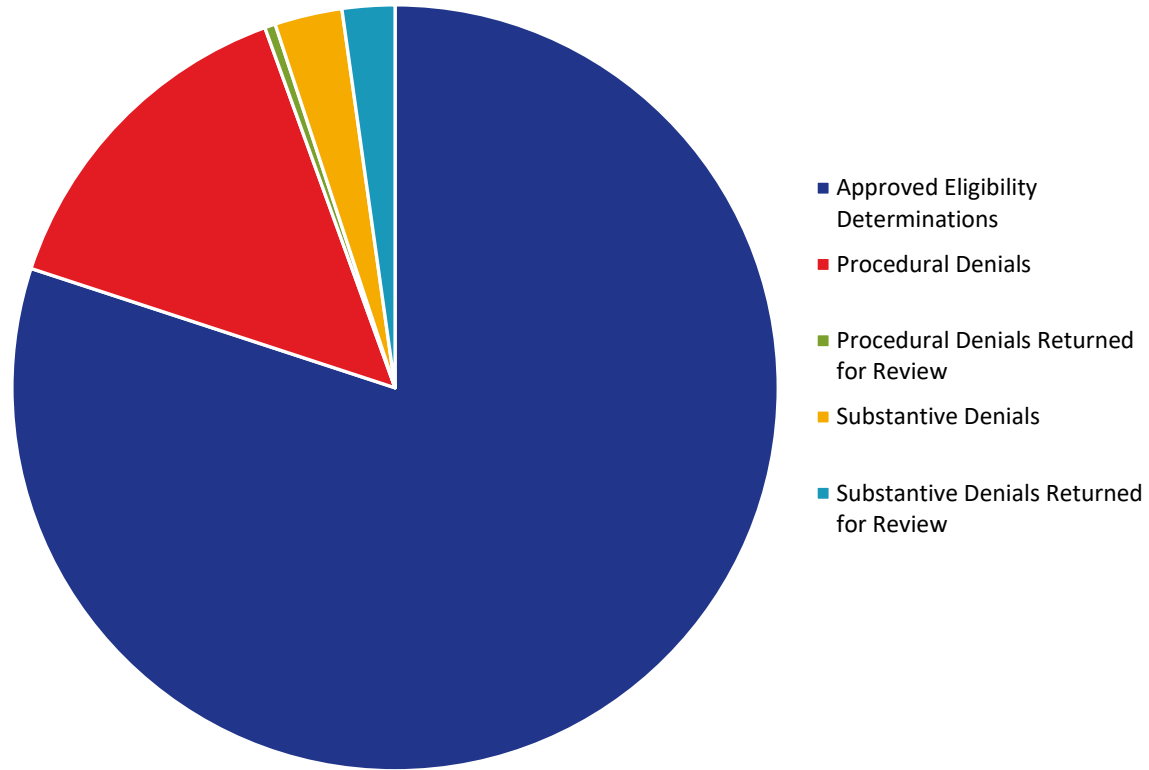
Claims Submitted by Month: Responder & Survivor



	2020											
	Jan	Feb	Mar	Apr	May	Jun	Jul	Aug	Sep	Oct	Nov	Dec
Responder Claims	348	260	316	249	251	280	345	322	306	366	307	300
Survivor Claims	271	235	315	224	299	250	348	307	393	382	343	378
Uncategorized Claims	12	13	8	4	7	8	6	8	7	7	2	4
Claims - Cumulative	52,223	52,731	53,370	53,847	54,404	54,942	55,641	56,278	56,984	57,739	58,391	59,073

VCF Program Statistics As of December 31, 2020

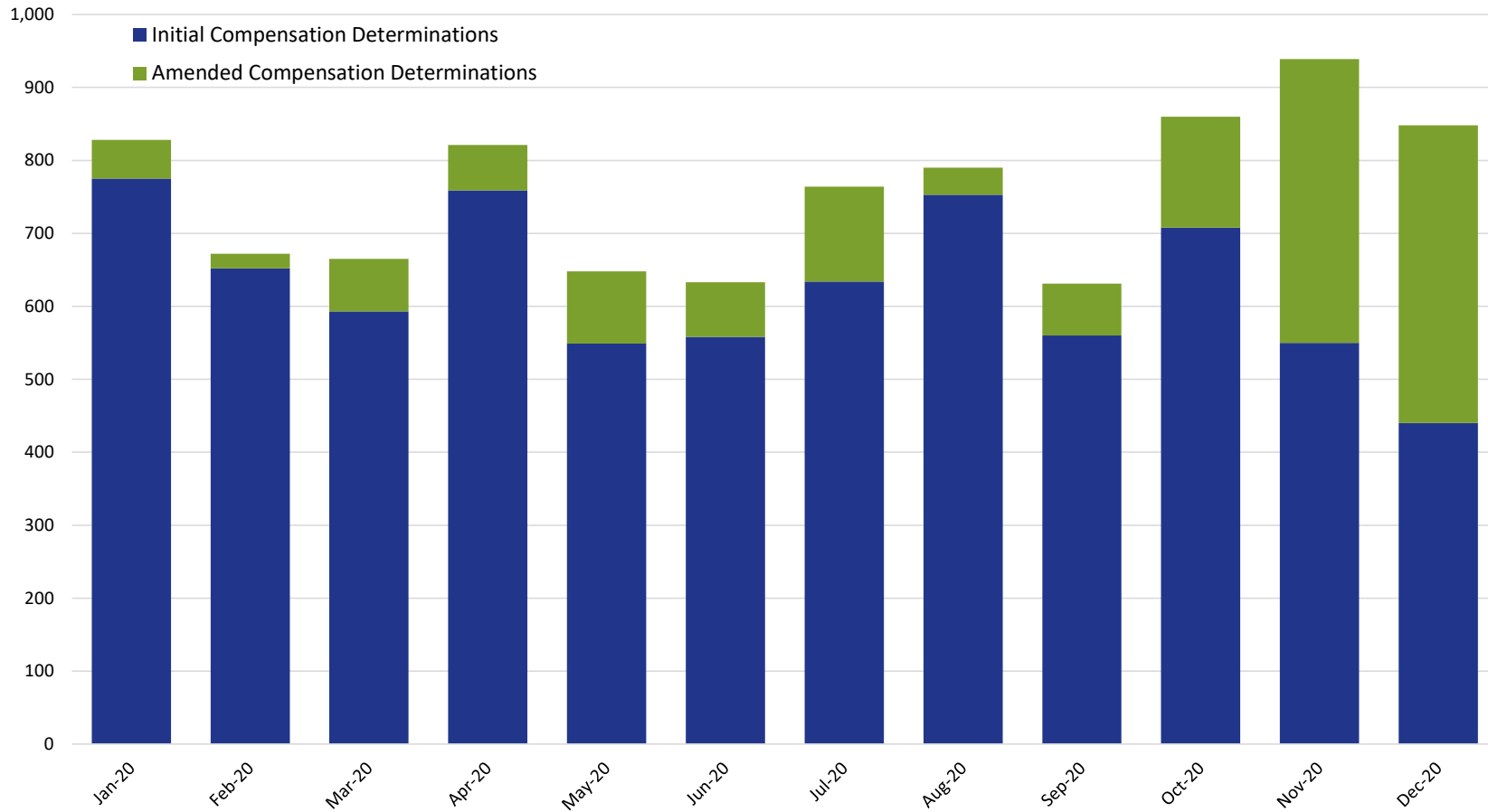
Eligibility



	2020											
	Jan	Feb	Mar	Apr	May	Jun	Jul	Aug	Sep	Oct	Nov	Dec
Approved Eligibility Determinations	28,630	29,354	29,906	30,692	31,276	31,919	32,585	33,378	33,906	34,692	35,313	36,095
Procedural Denials	4,125	4,369	4,603	5,248	5,324	5,446	5,504	5,727	5,927	5,982	5,999	6,510
Procedural Denials Returned for Review	132	139	143	167	171	180	183	188	199	203	203	204
Substantive Denials	870	900	940	961	992	1,027	1,065	1,085	1,097	1,161	1,208	1,284
Substantive Denials Returned for Review	205	249	306	362	422	469	564	622	672	852	968	1,001

VCF Program Statistics As of December 31, 2020

Compensation Determinations by Month: Initial & Amended



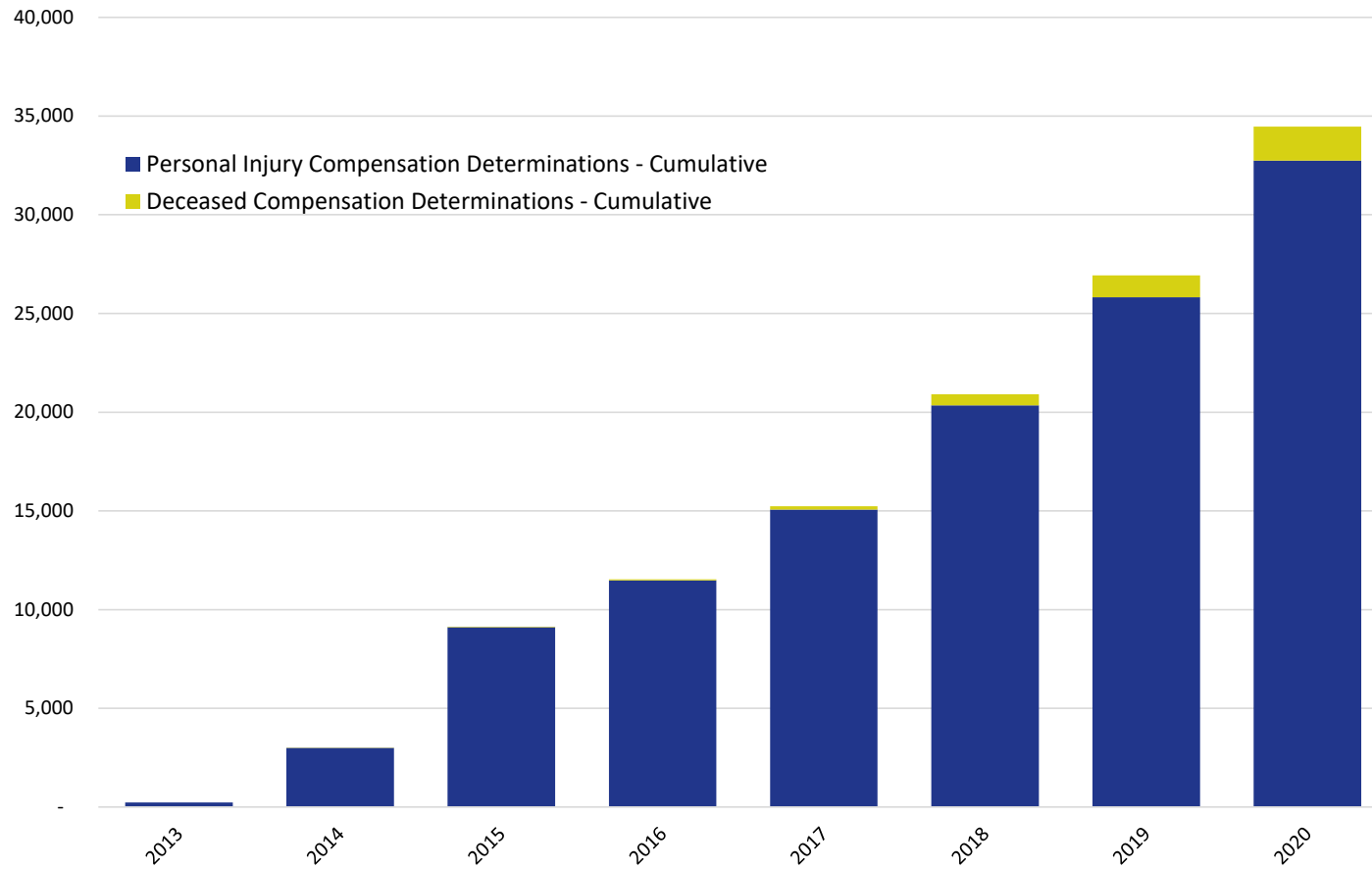
2020

	Jan	Feb	Mar	Apr	May	Jun	Jul	Aug	Sep	Oct	Nov	Dec
Initial Compensation Determinations	775	652	593	759	549	558	634	753	560	708	550	440
Amended Compensation Determinations	53	20	72	62	99	75	130	37	71	152	389	408

NOTE: This chart includes only those compensation determinations for which the claimant has been notified by the VCF in writing of the amount of their award. Once a claimant is notified, the determination is counted on this chart, but it is reflected in the month in which the award was finalized and deemed ready for final quality checks, not in the month in which the claimant was notified. The VCF process includes a series of quality checks that are completed before a claimant is notified. These quality checks may take several weeks or longer. This means that there are claims for which substantive review has been completed but they are not counted on this chart because the claimant has not yet been notified of the award. This also means that the monthly numbers shown here for prior months will change from one report to the next as claims completed in earlier months finish the quality check process and claimants are notified.

VCF Program Statistics As of December 31, 2020

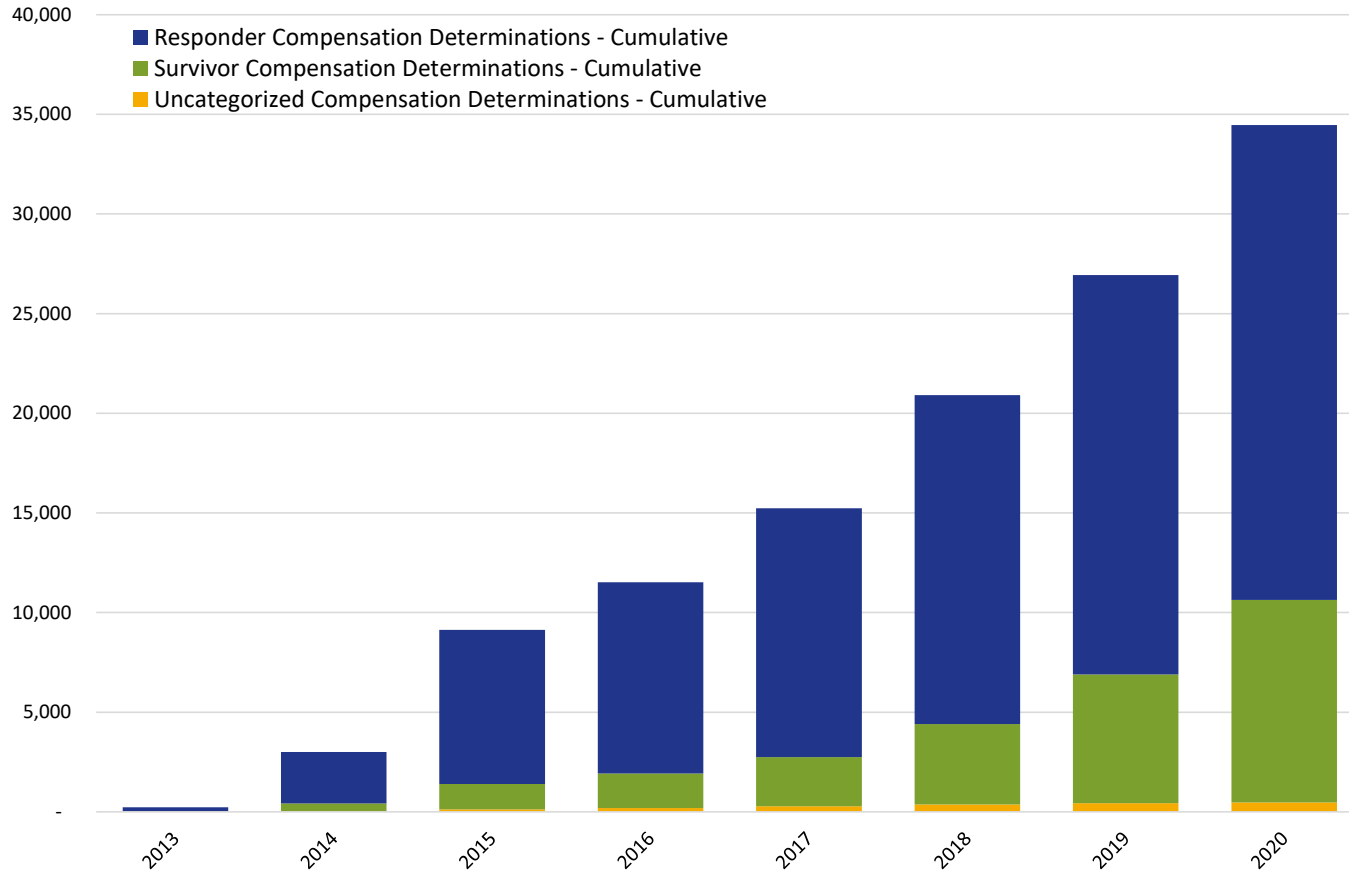
Cumulative Claims with Compensation Determinations Personal Injury & Deceased



	2013	2014	2015	2016	2017	2018	2019	2020
Personal Injury Compensation Determinations - Cumulative	225	2,999	9,112	11,475	15,066	20,346	25,820	32,749
Deceased Compensation Determinations - Cumulative	-	8	20	52	174	567	1,113	1,715

VCF Program Statistics As of December 31, 2020

Cumulative Claims with Compensation Determinations Responder & Survivor



	2013	2014	2015	2016	2017	2018	2019	2020
Responder Compensation Determinations - Cumulative	218	2,579	7,739	9,595	12,491	16,512	20,031	23,830
Survivor Compensation Determinations - Cumulative	6	403	1,263	1,740	2,465	4,032	6,461	10,163
Uncategorized Compensation Determinations - Cumulative	1	25	130	192	284	369	441	471