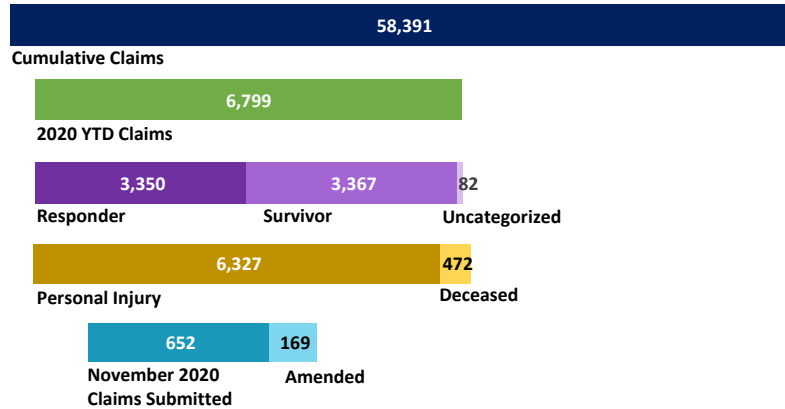


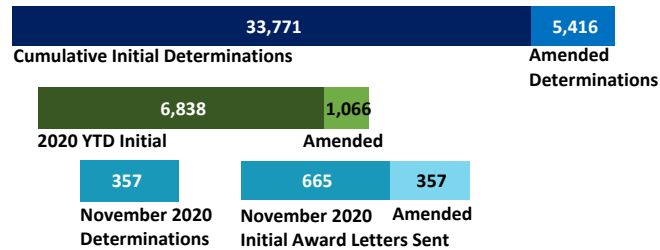
# VCF Program Statistics As of November 30, 2020

## VCF At-A-Glance


### CLAIMS SUBMITTED



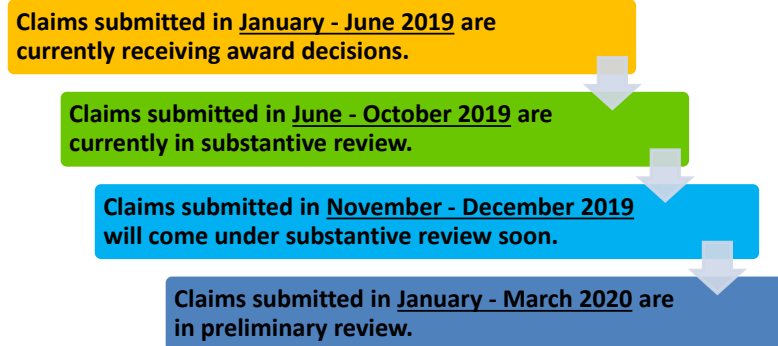
### DETERMINATIONS RENDERED



### DOLLARS AWARDED

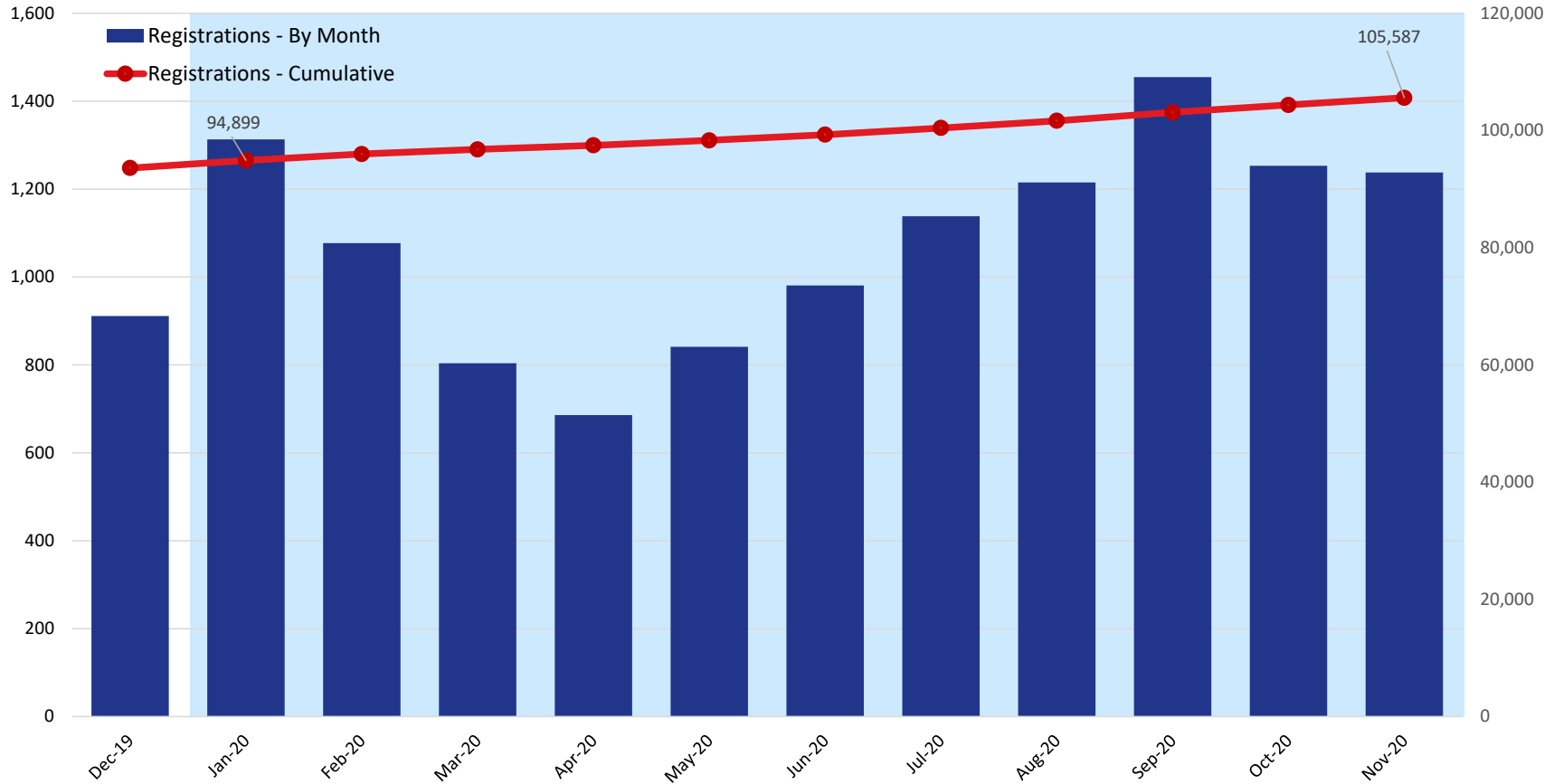


## Claim Review Timeline



## VCF Program Statistics As of November 30, 2020

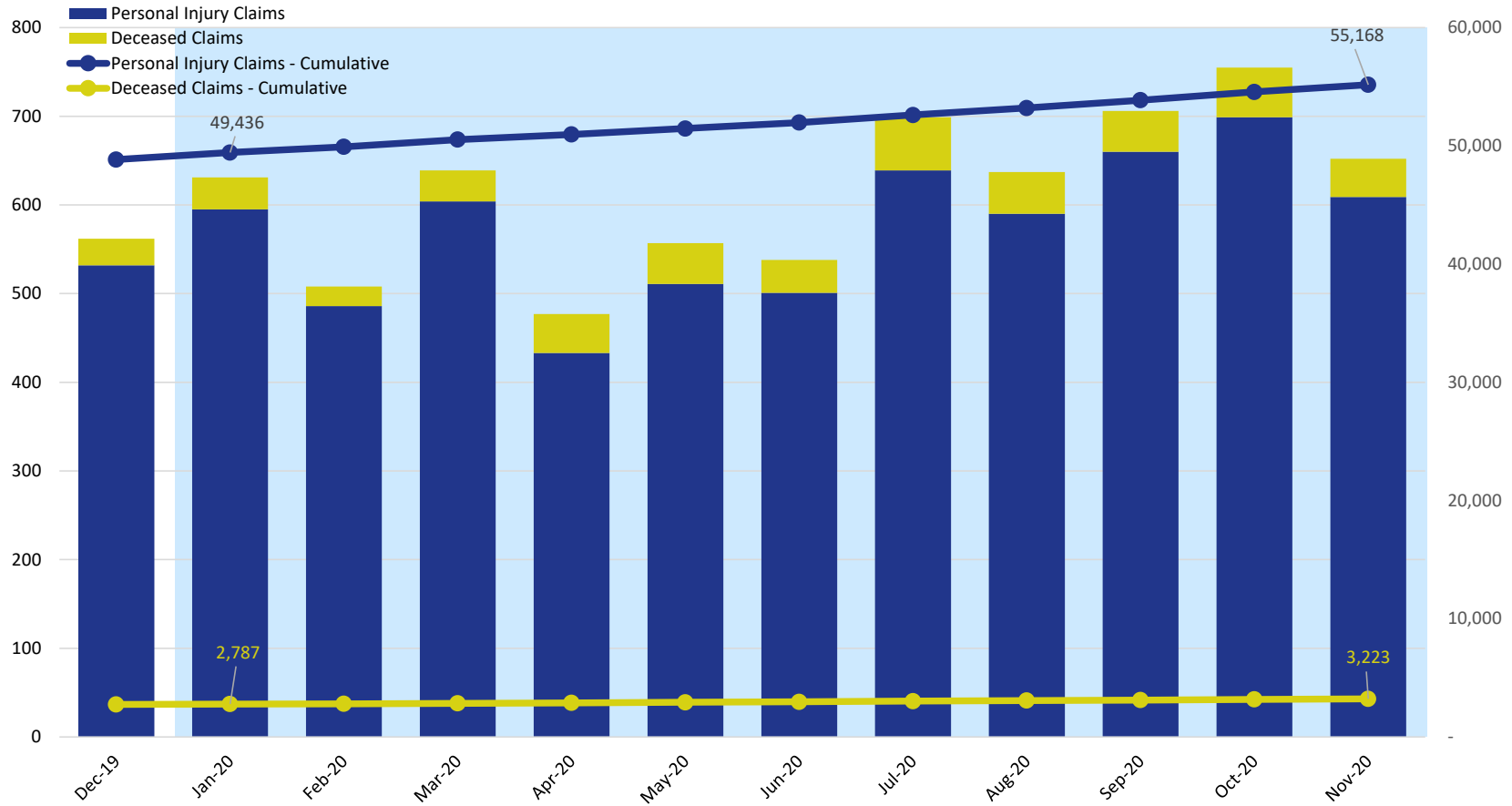
### Unique Registrations



	2019	2020										
	Dec	Jan	Feb	Mar	Apr	May	Jun	Jul	Aug	Sep	Oct	Nov
Registrations - By Month	911	1,313	1,077	804	686	841	981	1,138	1,215	1,455	1,253	1,238
Registrations - Cumulative	93,586	94,899	95,976	96,780	97,466	98,307	99,288	100,426	101,641	103,096	104,349	105,587

## VCF Program Statistics As of November 30, 2020

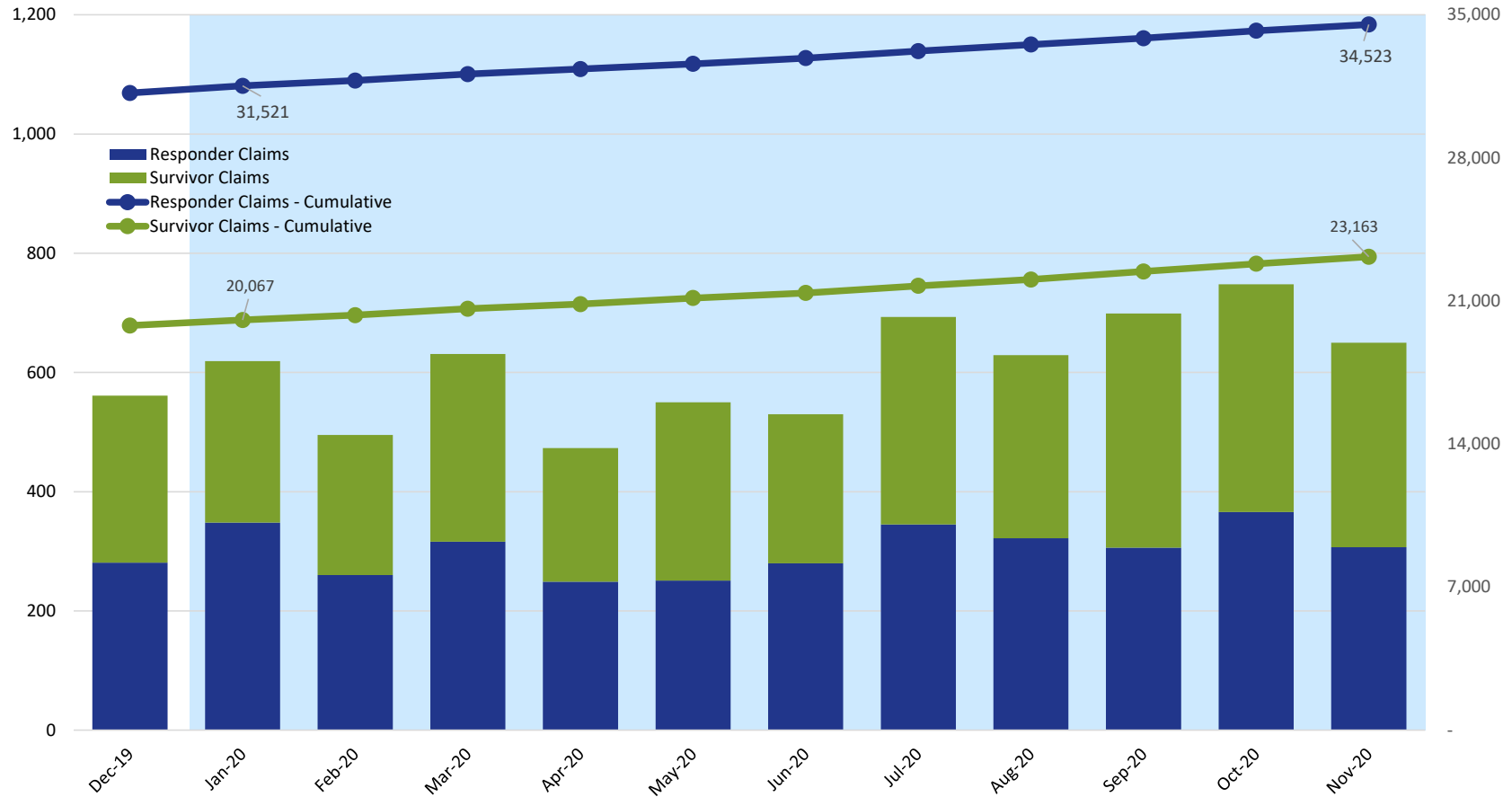
### Claims Submitted by Month: Personal Injury & Deceased



	2019	2020											
	Dec	Jan	Feb	Mar	Apr	May	Jun	Jul	Aug	Sep	Oct	Nov	
Personal Injury Claims	532	595	486	604	433	511	501	639	590	660	699	609	
Deceased Claims	30	36	22	35	44	46	37	60	47	46	56	43	
Unknown Claims	-	-	-	-	-	-	-	-	-	-	-	-	
Claims - Cumulative	51,592	52,223	52,731	53,370	53,847	54,404	54,942	55,641	56,278	56,984	57,739	58,391	

## VCF Program Statistics As of November 30, 2020

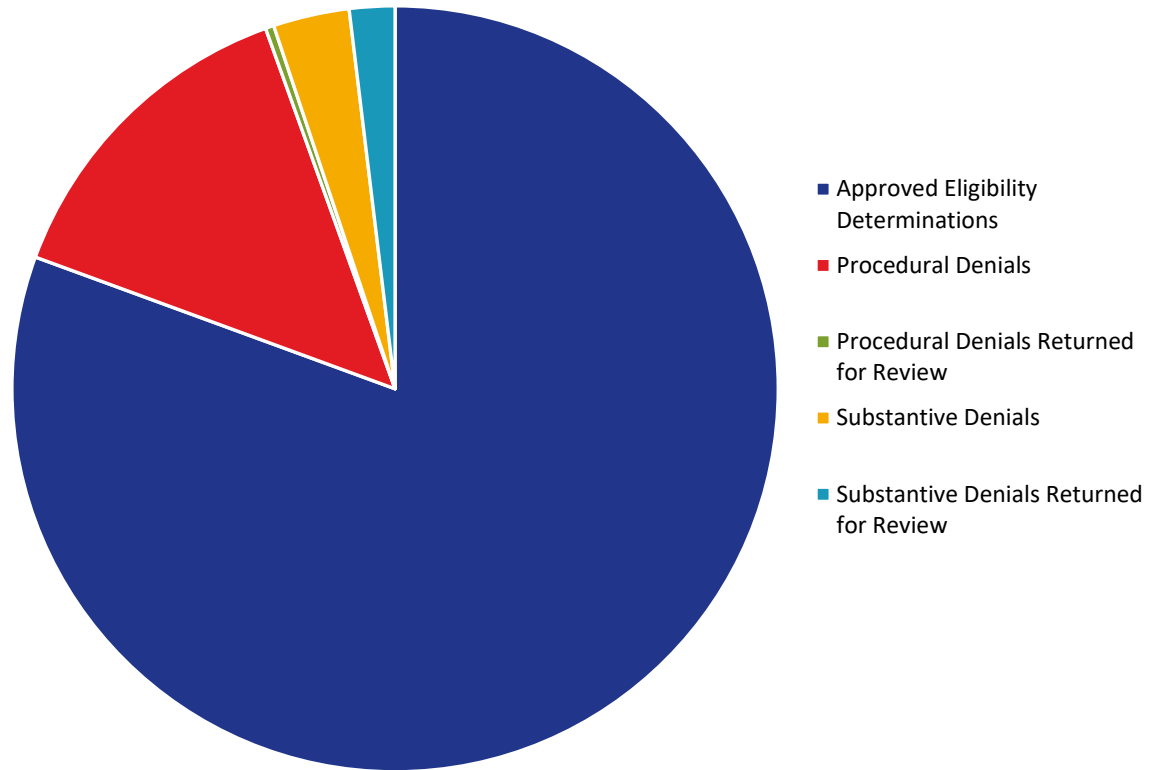
### Claims Submitted by Month: Responder & Survivor



	2019	2020											
	Dec	Jan	Feb	Mar	Apr	May	Jun	Jul	Aug	Sep	Oct	Nov	
Responder Claims	281	348	260	316	249	251	280	345	322	306	366	307	
Survivor Claims	280	271	235	315	224	299	250	348	307	393	382	343	
Uncategorized Claims	1	12	13	8	4	7	8	6	8	7	7	2	
Claims - Cumulative	51,592	52,223	52,731	53,370	53,847	54,404	54,942	55,641	56,278	56,984	57,739	58,391	

## VCF Program Statistics As of November 30, 2020

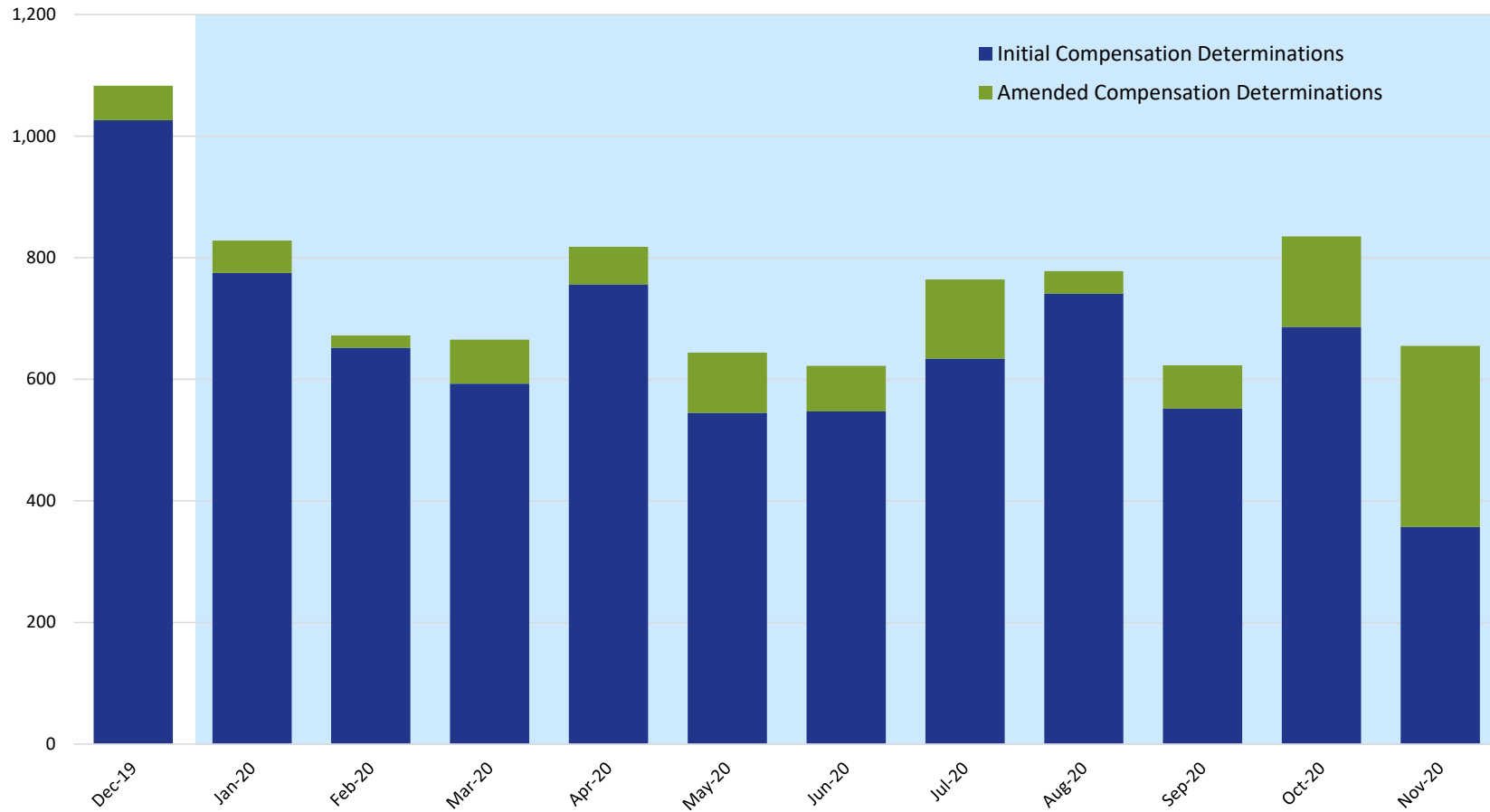
### Eligibility



	2019	2020										
	Dec	Jan	Feb	Mar	Apr	May	Jun	Jul	Aug	Sep	Oct	Nov
Approved Eligibility Determinations	27,822	28,630	29,354	29,906	30,692	31,276	31,919	32,585	33,378	33,906	34,692	35,313
Procedural Denials	3,935	4,184	4,432	4,670	5,326	5,404	5,532	5,592	5,816	6,025	6,083	6,100
Procedural Denials Returned for Review	117	119	123	123	141	144	147	148	153	155	156	156
Substantive Denials	840	873	903	944	966	997	1,032	1,071	1,092	1,105	1,255	1,409
Substantive Denials Returned for Review	157	218	262	319	376	443	497	603	663	719	826	840

## VCF Program Statistics As of November 30, 2020

### Compensation Determinations by Month: Initial & Amended

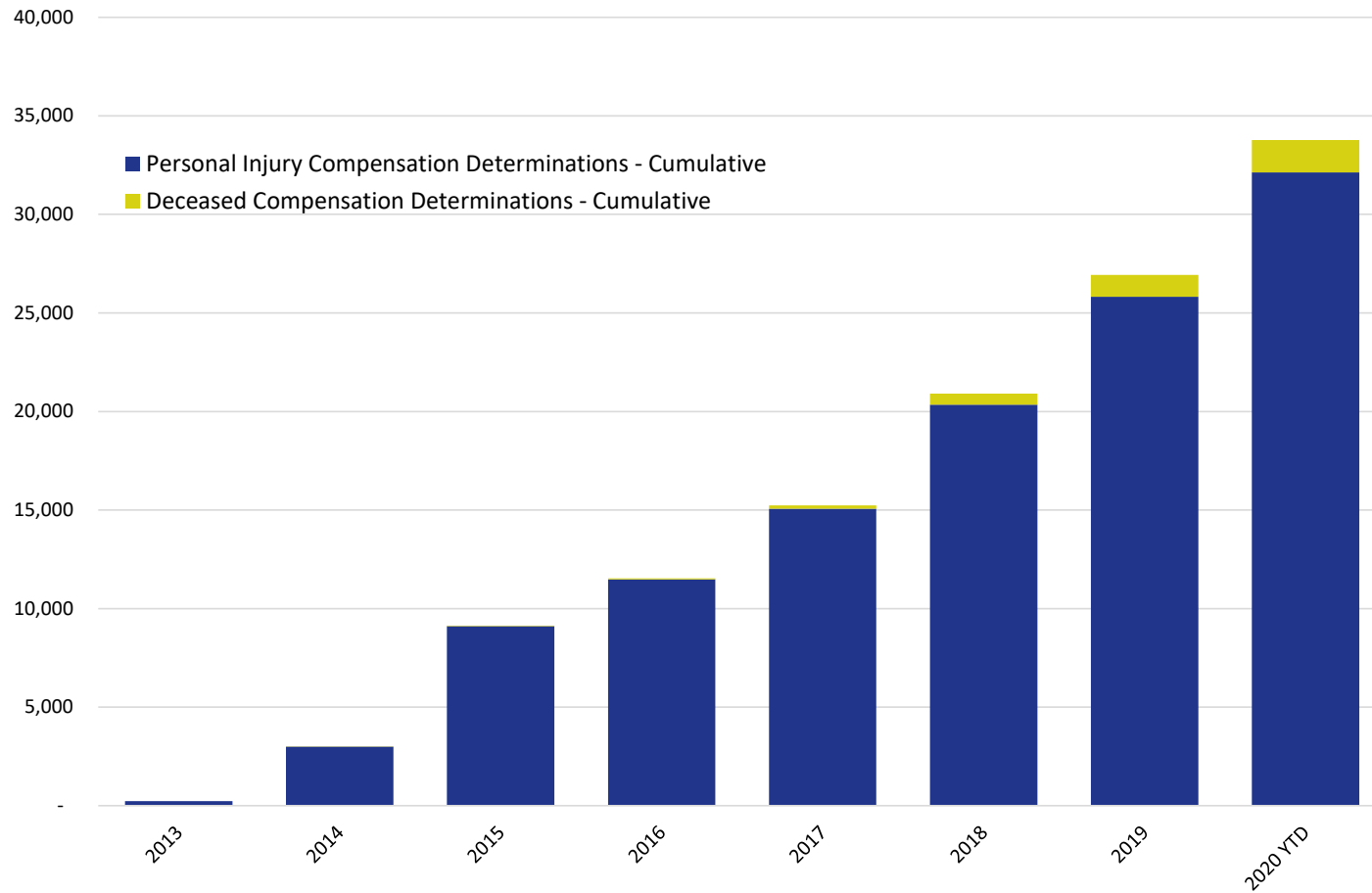


	2019	2020										
	Dec	Jan	Feb	Mar	Apr	May	Jun	Jul	Aug	Sep	Oct	Nov
Initial Compensation Determinations	1,026	775	652	593	756	545	547	634	741	552	686	357
Amended Compensation Determinations	57	53	20	72	62	99	75	130	37	71	149	298

**NOTE:** This chart includes only those compensation determinations for which the claimant has been notified by the VCF in writing of the amount of their award. Once a claimant is notified, the determination is counted on this chart, but it is reflected in the month in which the award was finalized and deemed ready for final quality checks, not in the month in which the claimant was notified. The VCF process includes a series of quality checks that are completed before a claimant is notified. These quality checks may take several weeks or longer. This means that there are claims for which substantive review has been completed but they are not counted on this chart because the claimant has not yet been notified of the award. This also means that the monthly numbers shown here for prior months will change from one report to the next as claims completed in earlier months finish the quality check process and claimants are notified.

## VCF Program Statistics As of November 30, 2020

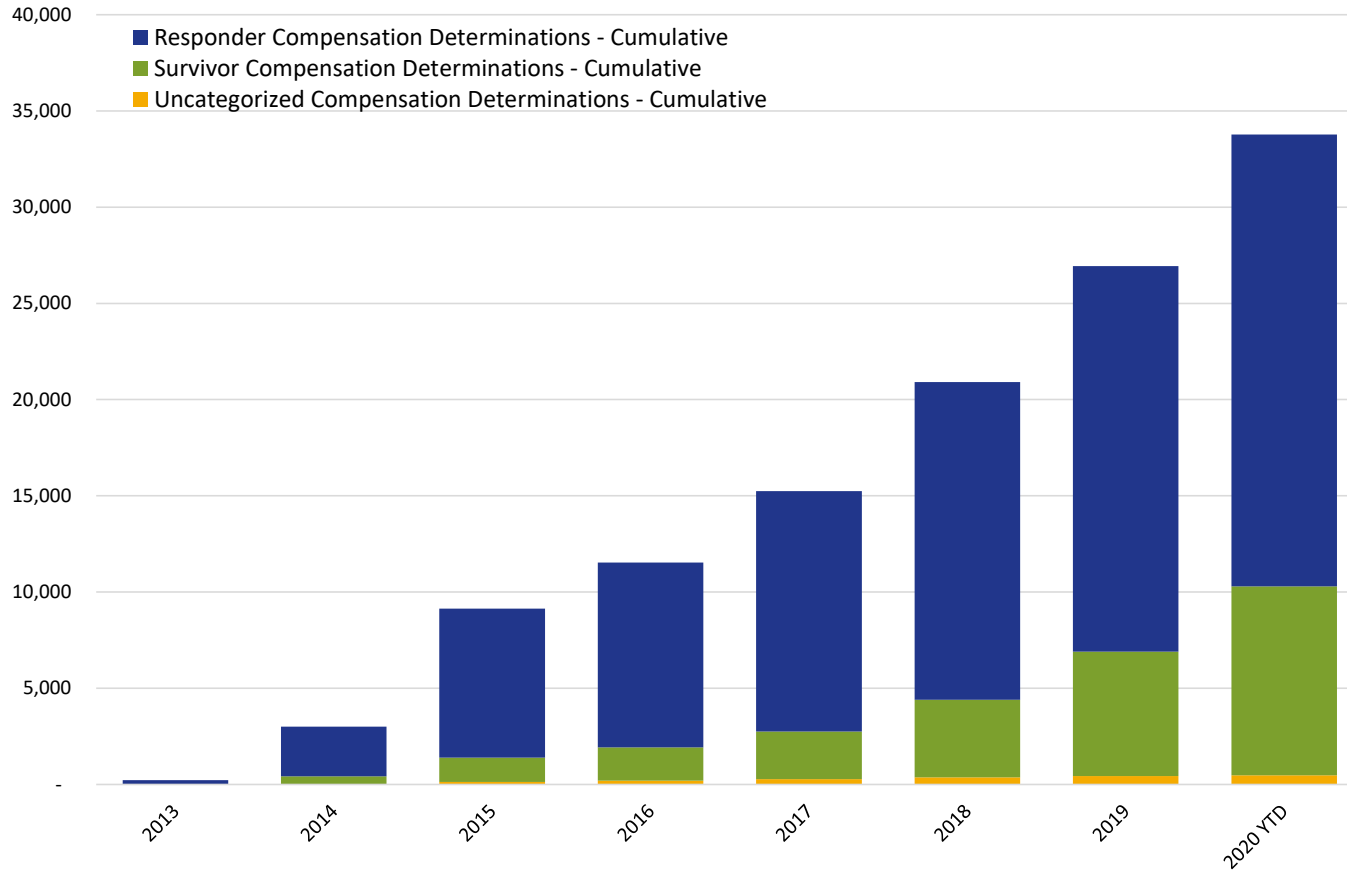
Cumulative Claims with Compensation Determinations Personal  
Injury & Deceased



	2013	2014	2015	2016	2017	2018	2019	2020 YTD
Personal Injury Compensation Determinations - Cumulative	225	2,999	9,112	11,475	15,066	20,347	25,821	32,136
Deceased Compensation Determinations - Cumulative	-	8	20	52	174	566	1,112	1,635

## VCF Program Statistics As of November 30, 2020

### Cumulative Claims with Compensation Determinations Responder & Survivor



	2013	2014	2015	2016	2017	2018	2019	2020 YTD
Responder Compensation Determinations - Cumulative	218	2,579	7,739	9,595	12,491	16,512	20,031	23,478
Survivor Compensation Determinations - Cumulative	6	403	1,263	1,740	2,465	4,032	6,461	9,822
Uncategorized Compensation Determinations - Cumulative	1	25	130	192	284	369	441	471