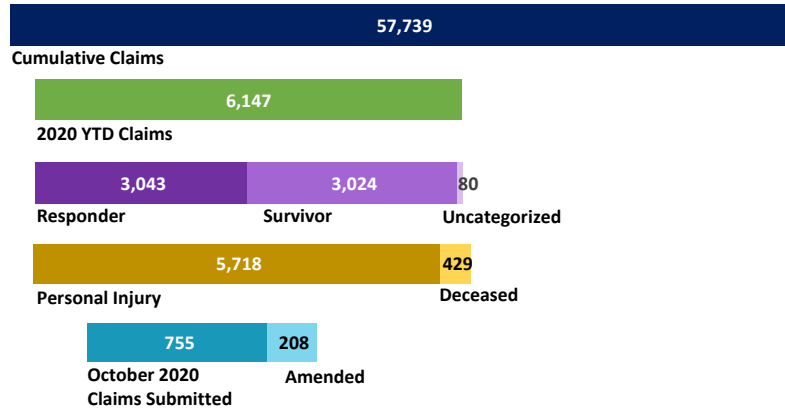


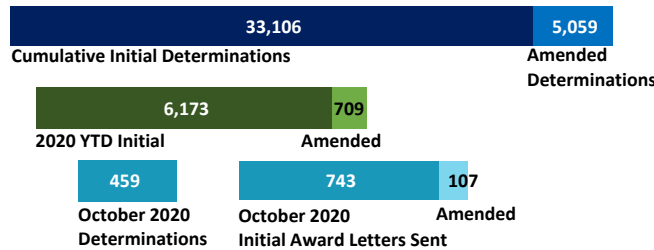
# VCF Program Statistics As of October 30, 2020

## VCF At-A-Glance


### CLAIMS SUBMITTED



### DETERMINATIONS RENDERED



### DOLLARS AWARDED



## Claim Review Timeline

Claims submitted in January - April 2019 are currently receiving award decisions.

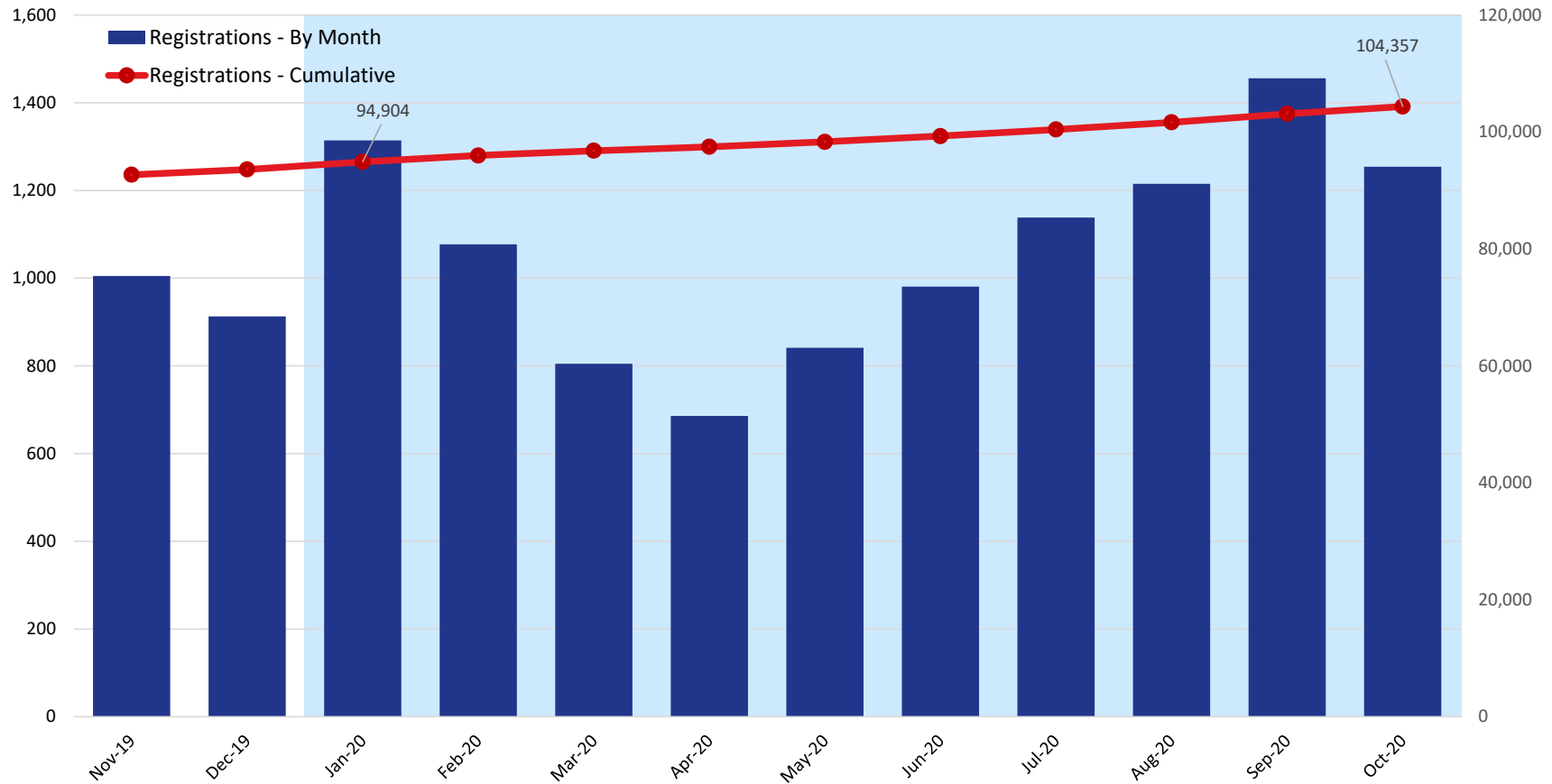
Claims submitted in April - July 2019 are currently in substantive review.

Claims submitted in August - September 2019 will come under substantive review soon.

Claims submitted in October - November 2019 are in preliminary review.

## VCF Program Statistics As of October 30, 2020

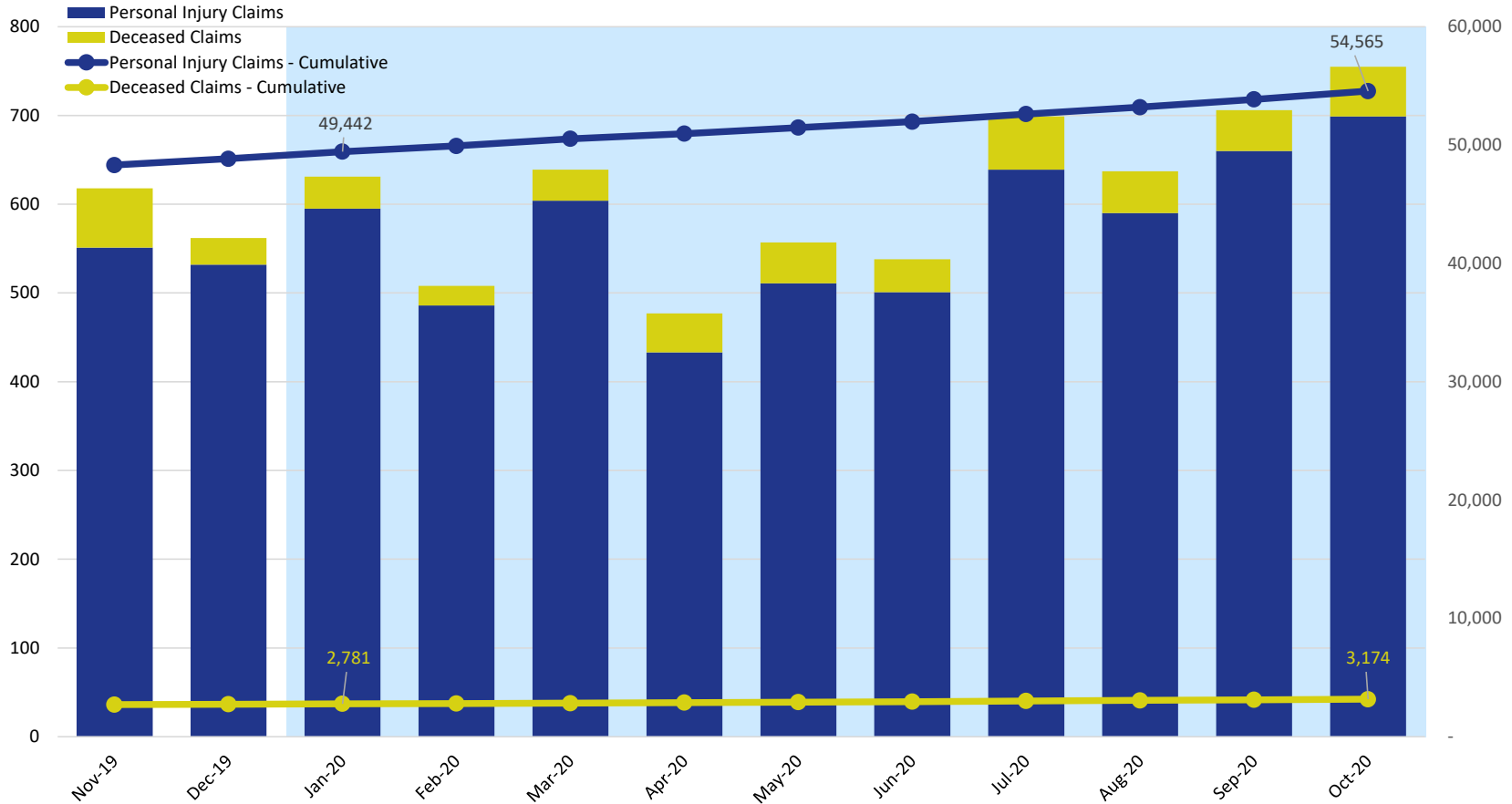
### Unique Registrations



	2019		2020									
	Nov	Dec	Jan	Feb	Mar	Apr	May	Jun	Jul	Aug	Sep	Oct
Registrations - By Month	1,005	913	1,314	1,077	805	686	841	981	1,138	1,215	1,456	1,254
Registrations - Cumulative	92,677	93,590	94,904	95,981	96,786	97,472	98,313	99,294	100,432	101,647	103,103	104,357

## VCF Program Statistics As of October 30, 2020

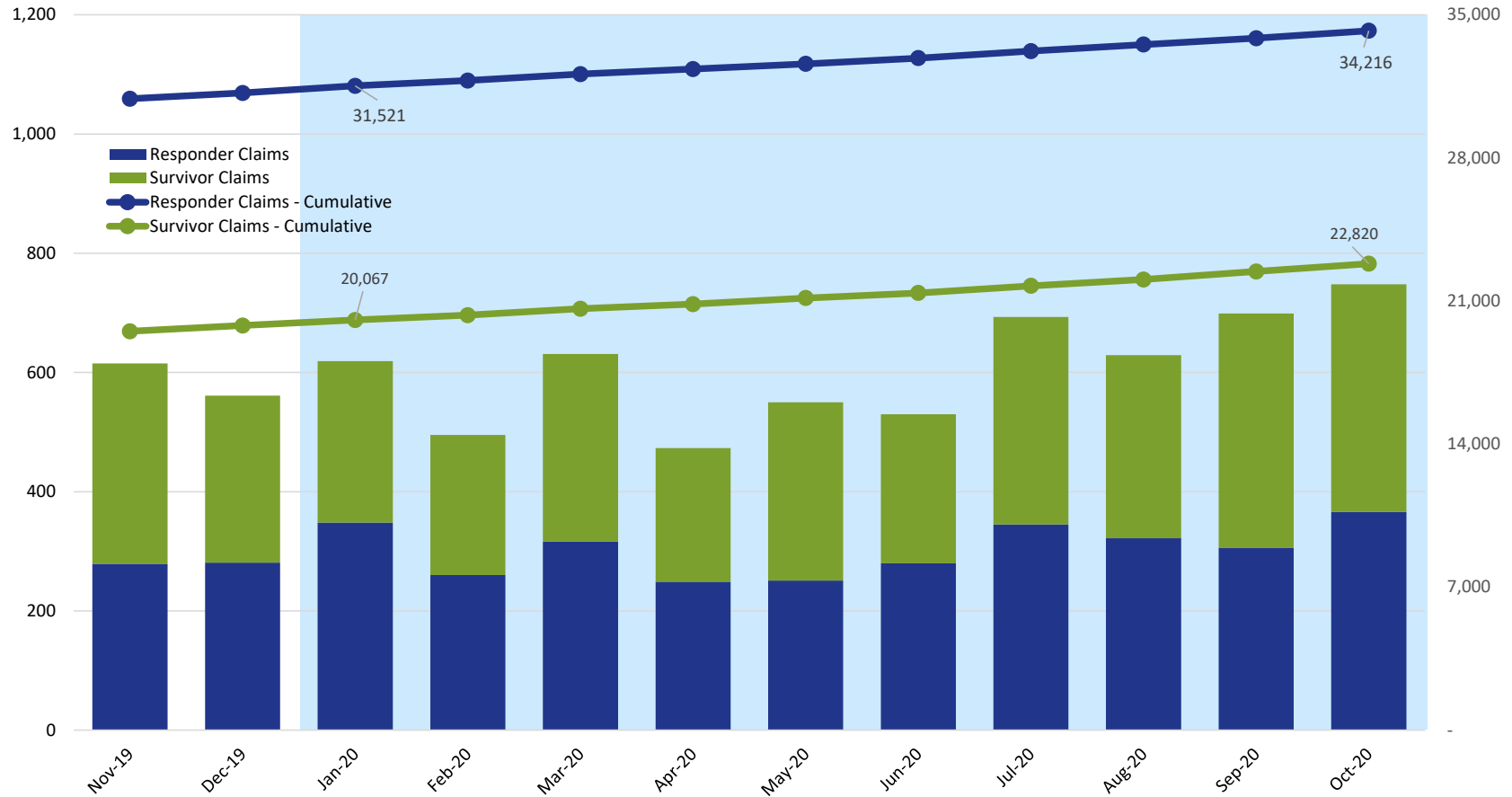
### Claims Submitted by Month: Personal Injury & Deceased



	2019		2020									
	Nov	Dec	Jan	Feb	Mar	Apr	May	Jun	Jul	Aug	Sep	Oct
Personal Injury Claims	551	532	595	486	604	433	511	501	639	590	660	699
Deceased Claims	67	30	36	22	35	44	46	37	60	47	46	56
Unknown Claims	-	-	-	-	-	-	-	-	-	-	-	-
Claims - Cumulative	51,030	51,592	52,223	52,731	53,370	53,847	54,404	54,942	55,641	56,278	56,984	57,739

## VCF Program Statistics As of October 30, 2020

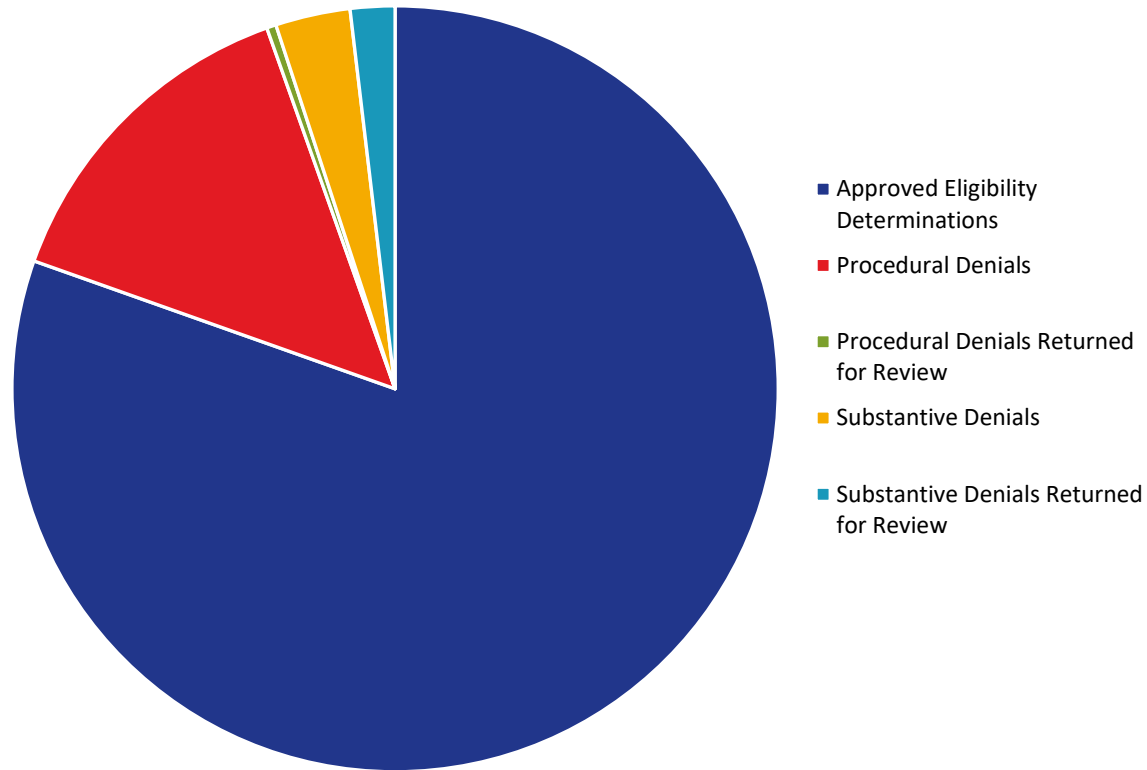
### Claims Submitted by Month: Responder & Survivor



	2019		2020									
	Nov	Dec	Jan	Feb	Mar	Apr	May	Jun	Jul	Aug	Sep	Oct
Responder Claims	279	281	348	260	316	249	251	280	345	322	306	366
Survivor Claims	336	280	271	235	315	224	299	250	348	307	393	382
Uncategorized Claims	3	1	12	13	8	4	7	8	6	8	7	7
Claims - Cumulative	51,030	51,592	52,223	52,731	53,370	53,847	54,404	54,942	55,641	56,278	56,984	57,739

## VCF Program Statistics As of October 30, 2020

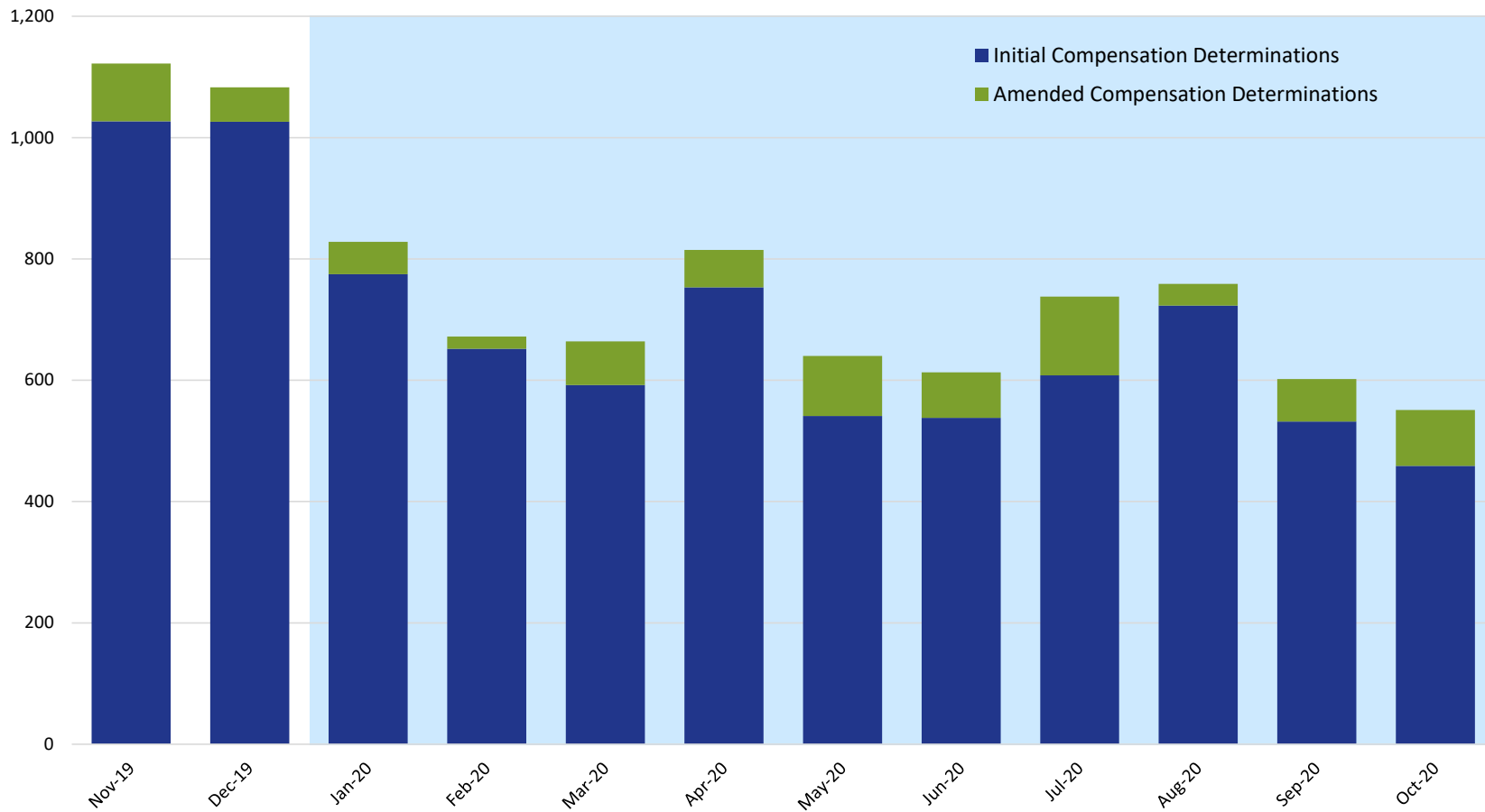
### Eligibility



	2019		2020									
	Nov	Dec	Jan	Feb	Mar	Apr	May	Jun	Jul	Aug	Sep	Oct
Approved Eligibility Determinations	26,825	27,822	28,630	29,354	29,906	30,692	31,276	31,919	32,585	33,378	33,907	34,693
Procedural Denials	3,495	3,947	4,195	4,444	4,682	5,339	5,415	5,543	5,603	5,830	6,045	6,103
Procedural Denials Returned for Review	112	120	125	130	131	152	157	162	165	169	171	172
Substantive Denials	801	837	871	901	942	966	1,001	1,037	1,082	1,106	1,140	1,361
Substantive Denials Returned for Review	122	186	246	292	353	411	482	542	657	724	765	811

## VCF Program Statistics As of October 30, 2020

### Compensation Determinations by Month: Initial & Amended

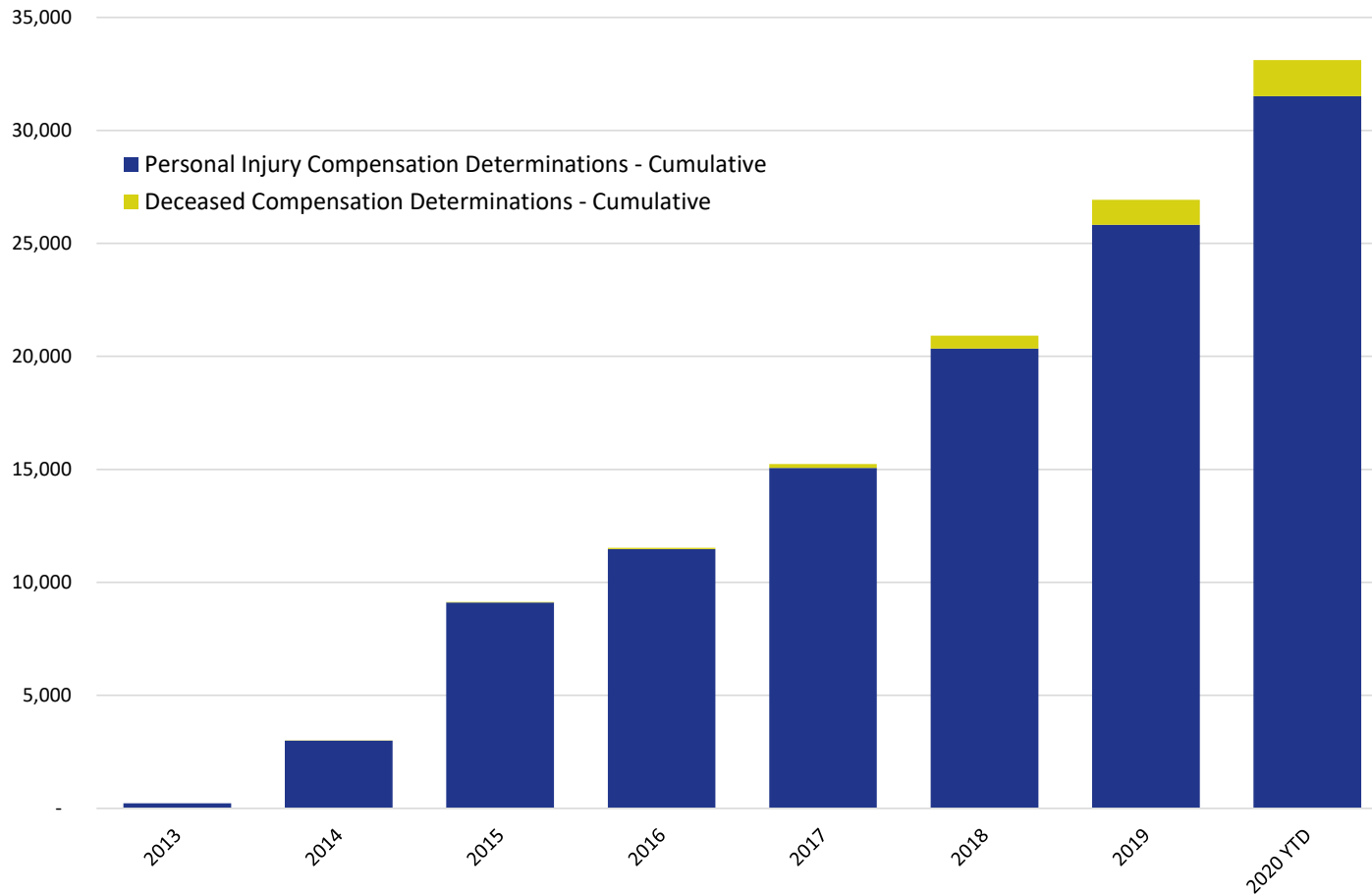


	2019		2020									
	Nov	Dec	Jan	Feb	Mar	Apr	May	Jun	Jul	Aug	Sep	Oct
Initial Compensation Determinations	1,027	1,026	775	652	592	753	541	538	608	723	532	459
Amended Compensation Determinations	95	57	53	20	72	62	99	75	130	36	70	92

**NOTE:** This chart includes only those compensation determinations for which the claimant has been notified by the VCF in writing of the amount of their award. Once a claimant is notified, the determination is counted on this chart, but it is reflected in the month in which the award was finalized and deemed ready for final quality checks, not in the month in which the claimant was notified. The VCF process includes a series of quality checks that are completed before a claimant is notified. These quality checks may take several weeks or longer. This means that there are claims for which substantive review has been completed but they are not counted on this chart because the claimant has not yet been notified of the award. This also means that the monthly numbers shown here for prior months will change from one report to the next as claims completed in earlier months finish the quality check process and claimants are notified.

## VCF Program Statistics As of October 30, 2020

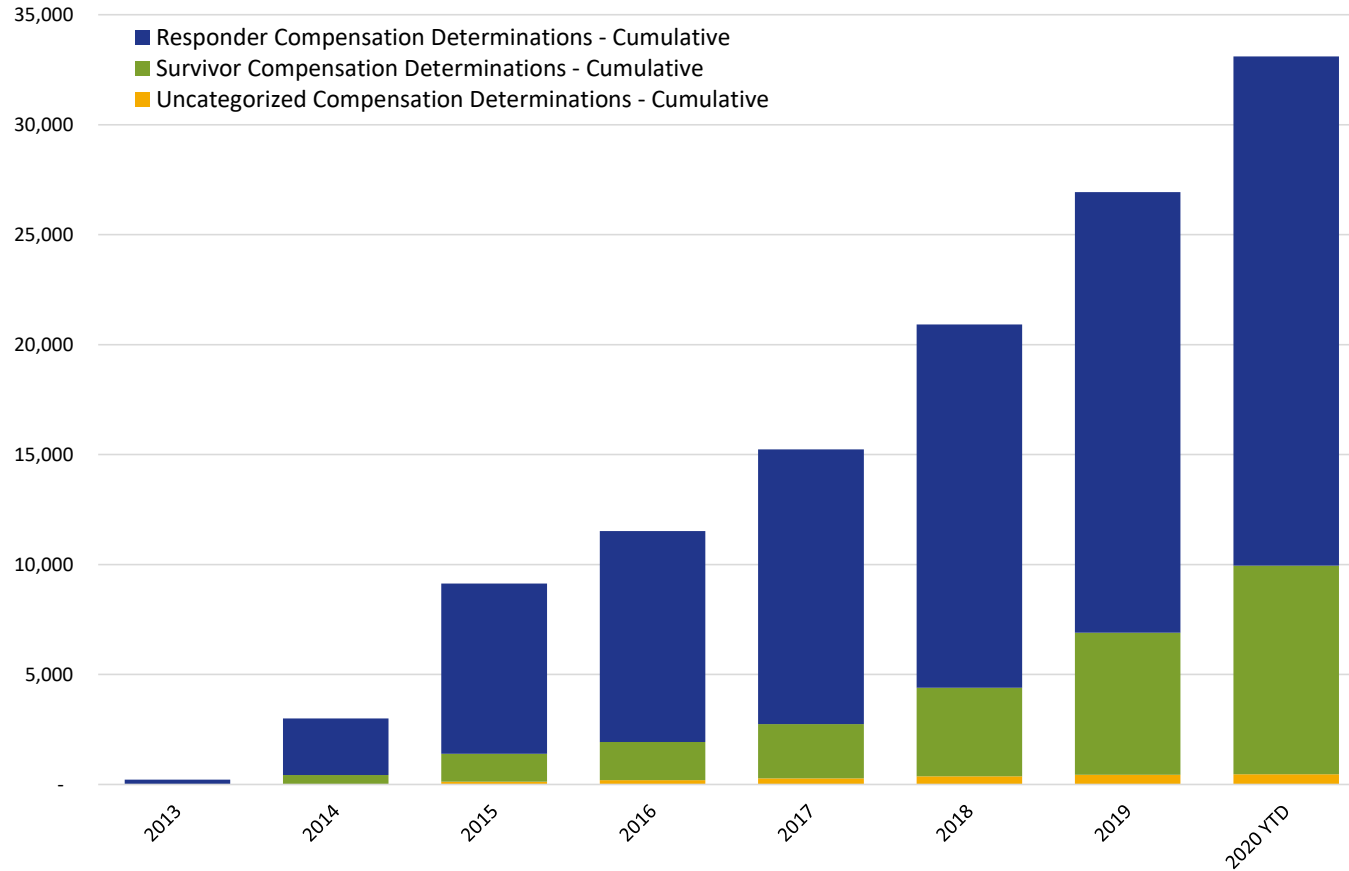
### Cumulative Claims with Compensation Determinations Personal Injury & Deceased



	2013	2014	2015	2016	2017	2018	2019	2020 YTD
Personal Injury Compensation Determinations - Cumulative	225	2,999	9,112	11,475	15,066	20,348	25,822	31,518
Deceased Compensation Determinations - Cumulative	-	8	20	52	174	565	1,111	1,588

## VCF Program Statistics As of October 30, 2020

### Cumulative Claims with Compensation Determinations Responder & Survivor



	2013	2014	2015	2016	2017	2018	2019	2020 YTD
Responder Compensation Determinations - Cumulative	218	2,579	7,739	9,595	12,491	16,512	20,031	23,159
Survivor Compensation Determinations - Cumulative	6	403	1,263	1,740	2,465	4,032	6,461	9,481
Uncategorized Compensation Determinations - Cumulative	1	25	130	192	284	369	441	466