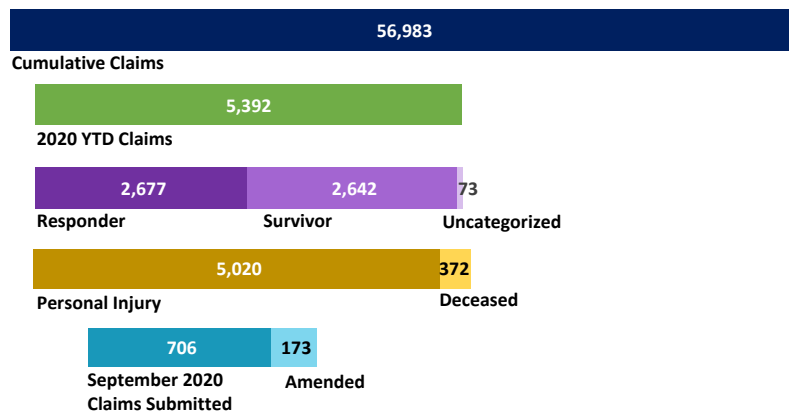


VCF Program Statistics

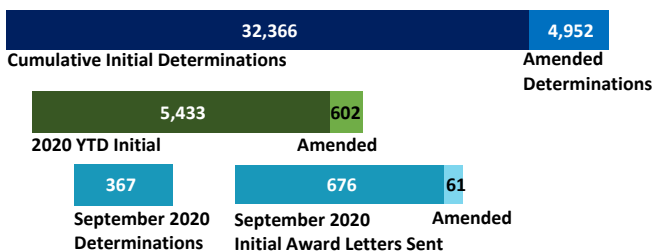
As of September 30, 2020

VCF At-A-Glance

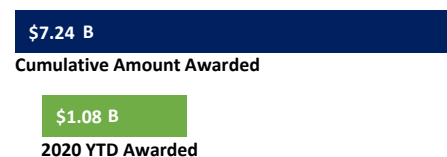
CLAIMS SUBMITTED



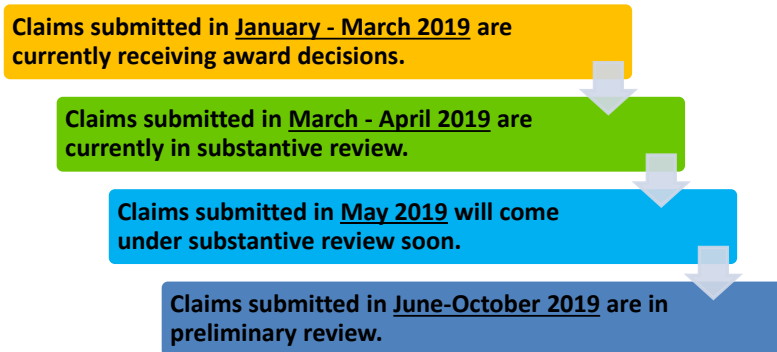
DETERMINATIONS RENDERED



DOLLARS AWARDED

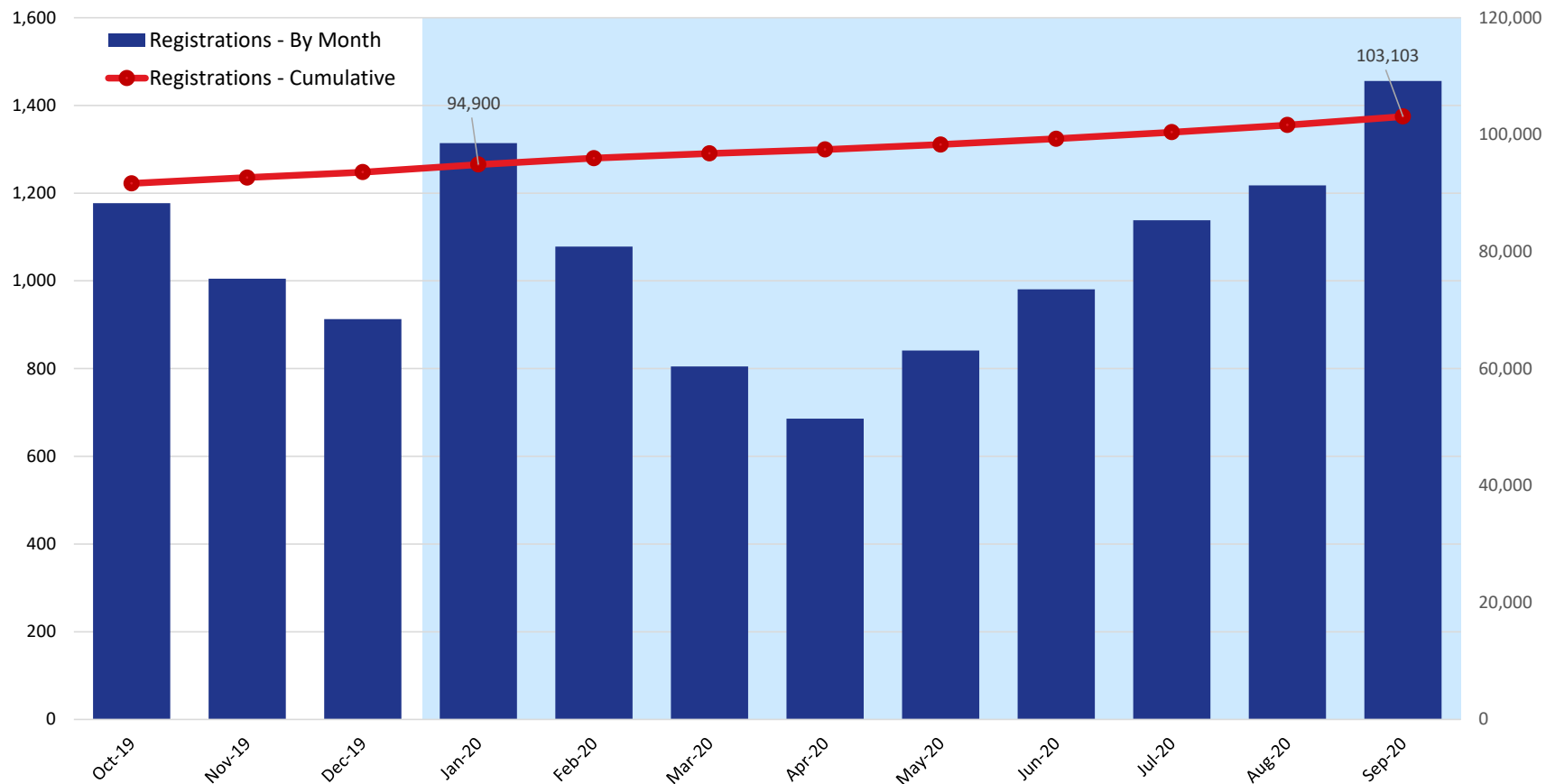


Claim Review Timeline



VCF Program Statistics As of September 30, 2020

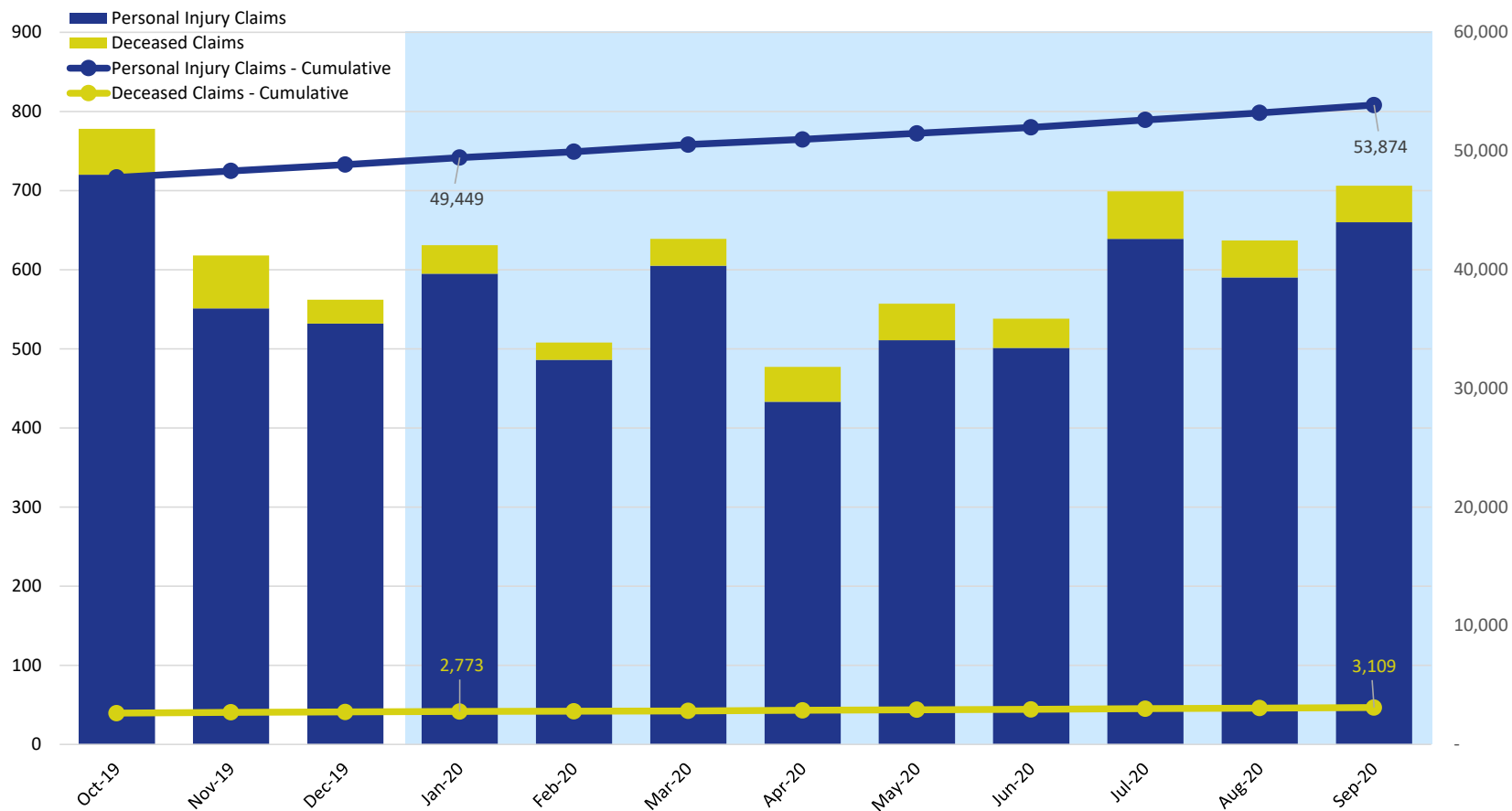
Unique Registrations



	2019				2020							
	Oct	Nov	Dec	Jan	Feb	Mar	Apr	May	Jun	Jul	Aug	Sep
Registrations - By Month	1,177	1,005	913	1,314	1,078	805	686	841	981	1,138	1,218	1,456
Registrations - Cumulative	91,668	92,673	93,586	94,900	95,978	96,783	97,469	98,310	99,291	100,429	101,647	103,103

VCF Program Statistics As of September 30, 2020

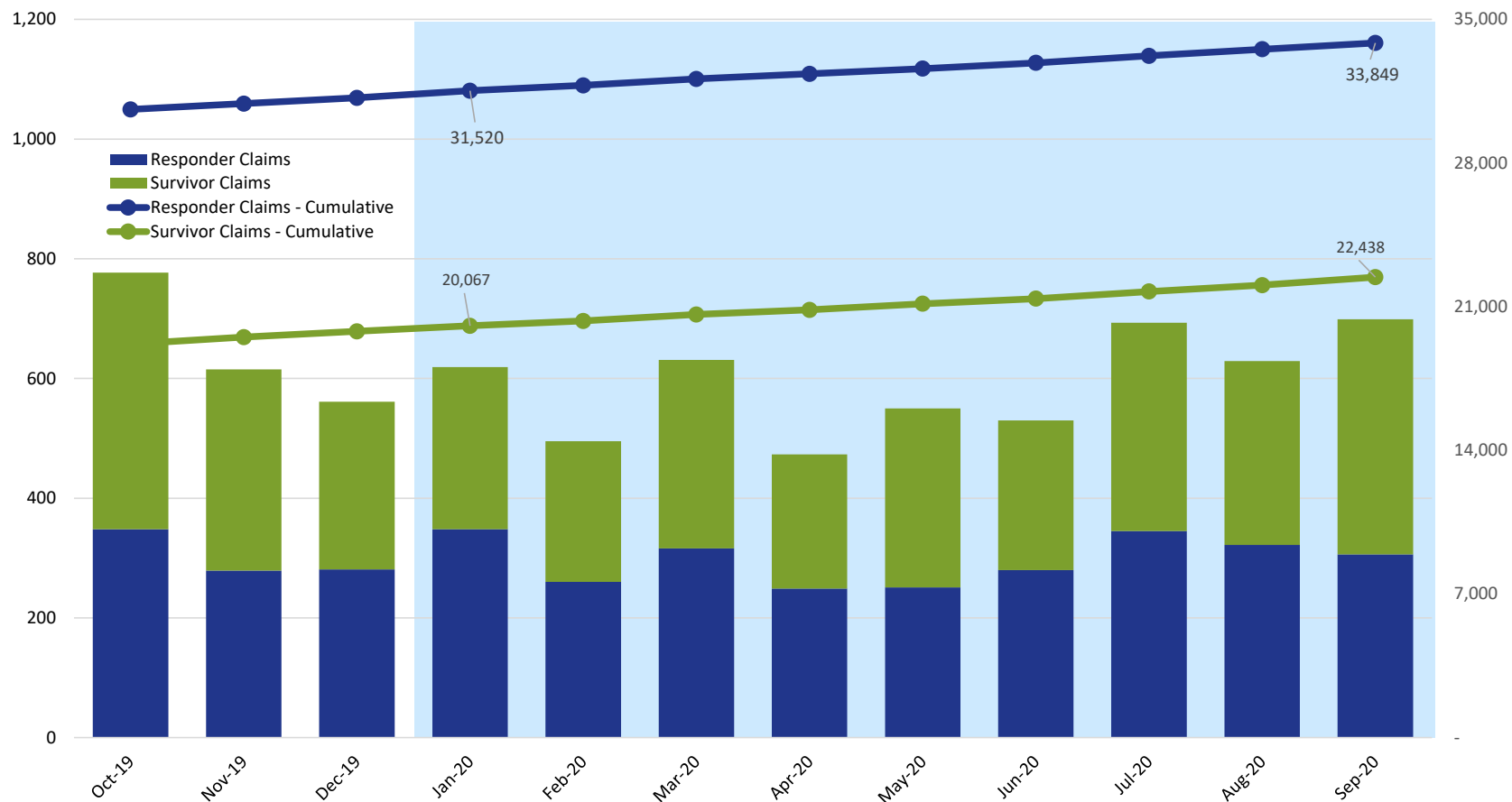
Claims Submitted by Month: Personal Injury & Deceased



	2019			2020								
	Oct	Nov	Dec	Jan	Feb	Mar	Apr	May	Jun	Jul	Aug	Sep
Personal Injury Claims	720	551	532	595	486	605	433	511	501	639	590	660
Deceased Claims	58	67	30	36	22	34	44	46	37	60	47	46
Unknown Claims	-	-	-	-	-	-	-	-	-	-	-	-
Claims - Cumulative	50,411	51,029	51,591	52,222	52,730	53,369	53,846	54,403	54,941	55,640	56,277	56,983

VCF Program Statistics As of September 30, 2020

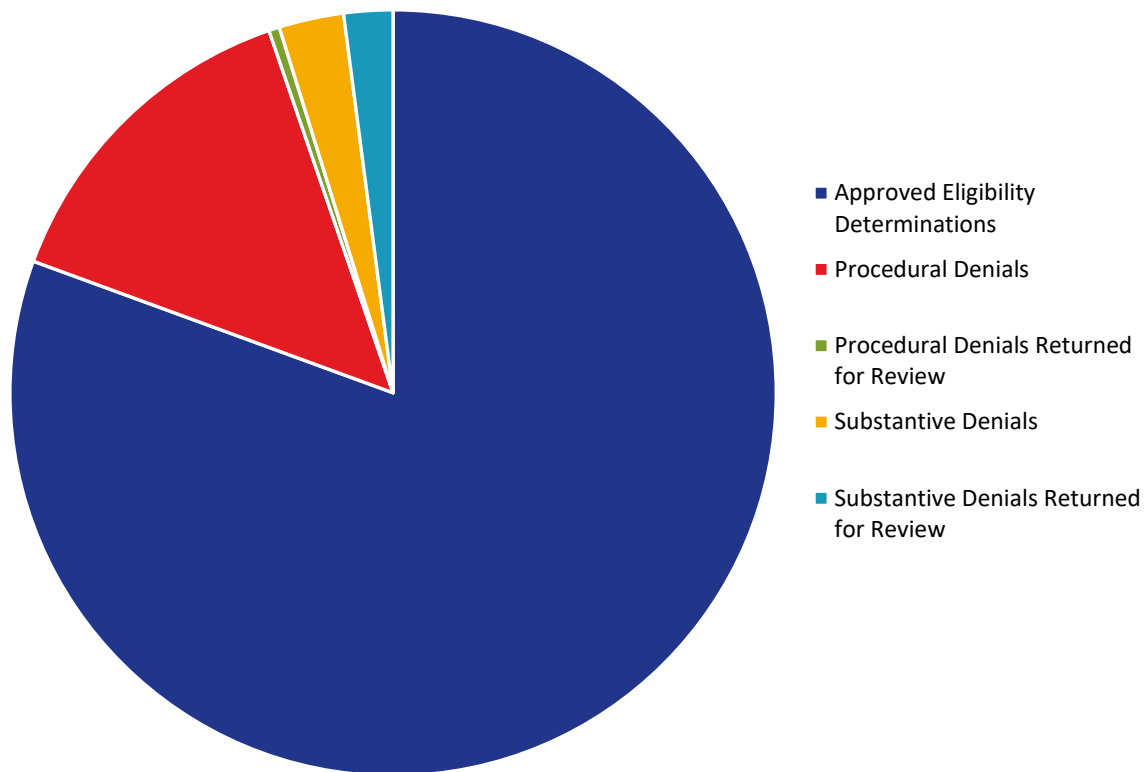
Claims Submitted by Month: Responder & Survivor



	2019			2020								
	Oct	Nov	Dec	Jan	Feb	Mar	Apr	May	Jun	Jul	Aug	Sep
Responder Claims	348	279	281	348	260	316	249	251	280	345	322	306
Survivor Claims	429	336	280	271	235	315	224	299	250	348	307	393
Uncategorized Claims	1	3	1	12	13	8	4	7	8	6	8	7
Claims - Cumulative	50,411	51,029	51,591	52,222	52,730	53,369	53,846	54,403	54,941	55,640	56,277	56,983

VCF Program Statistics As of September 30, 2020

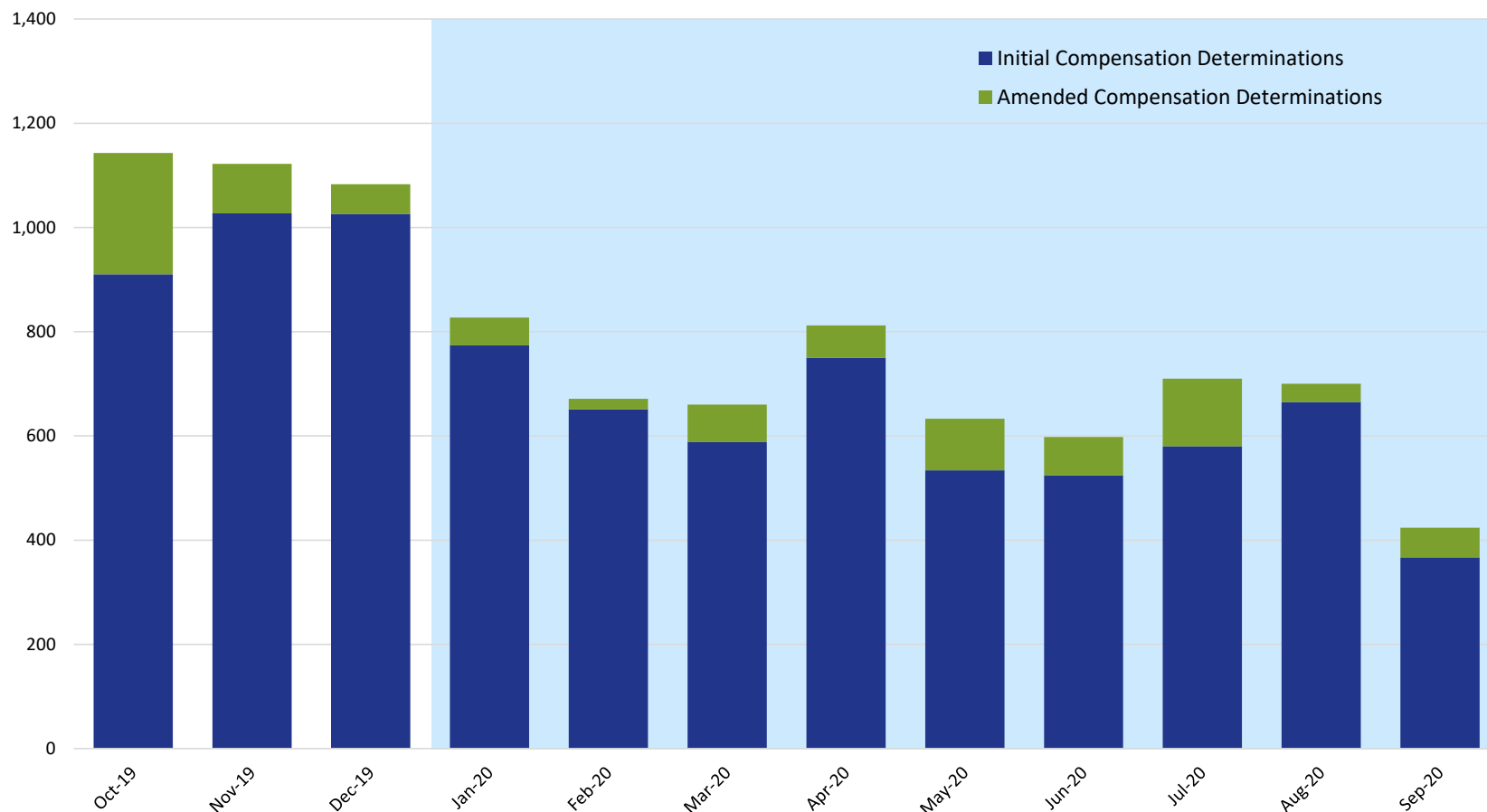
Eligibility



	2019			2020								
	Oct	Nov	Dec	Jan	Feb	Mar	Apr	May	Jun	Jul	Aug	Sep
Approved Eligibility Determinations	25,527	26,433	27,443	28,281	29,028	29,615	30,430	31,072	31,775	32,479	33,317	33,909
Procedural Denials	3,413	3,507	3,957	4,206	4,457	4,695	5,359	5,438	5,568	5,629	5,856	6,073
Procedural Denials Returned for Review	122	124	139	143	147	151	174	178	181	183	187	188
Substantive Denials	770	802	837	872	904	945	971	1,012	1,055	1,101	1,130	1,197
Substantive Denials Returned for Review	90	155	221	285	331	395	459	536	611	775	855	866

VCF Program Statistics As of September 30, 2020

Compensation Determinations by Month: Initial & Amended

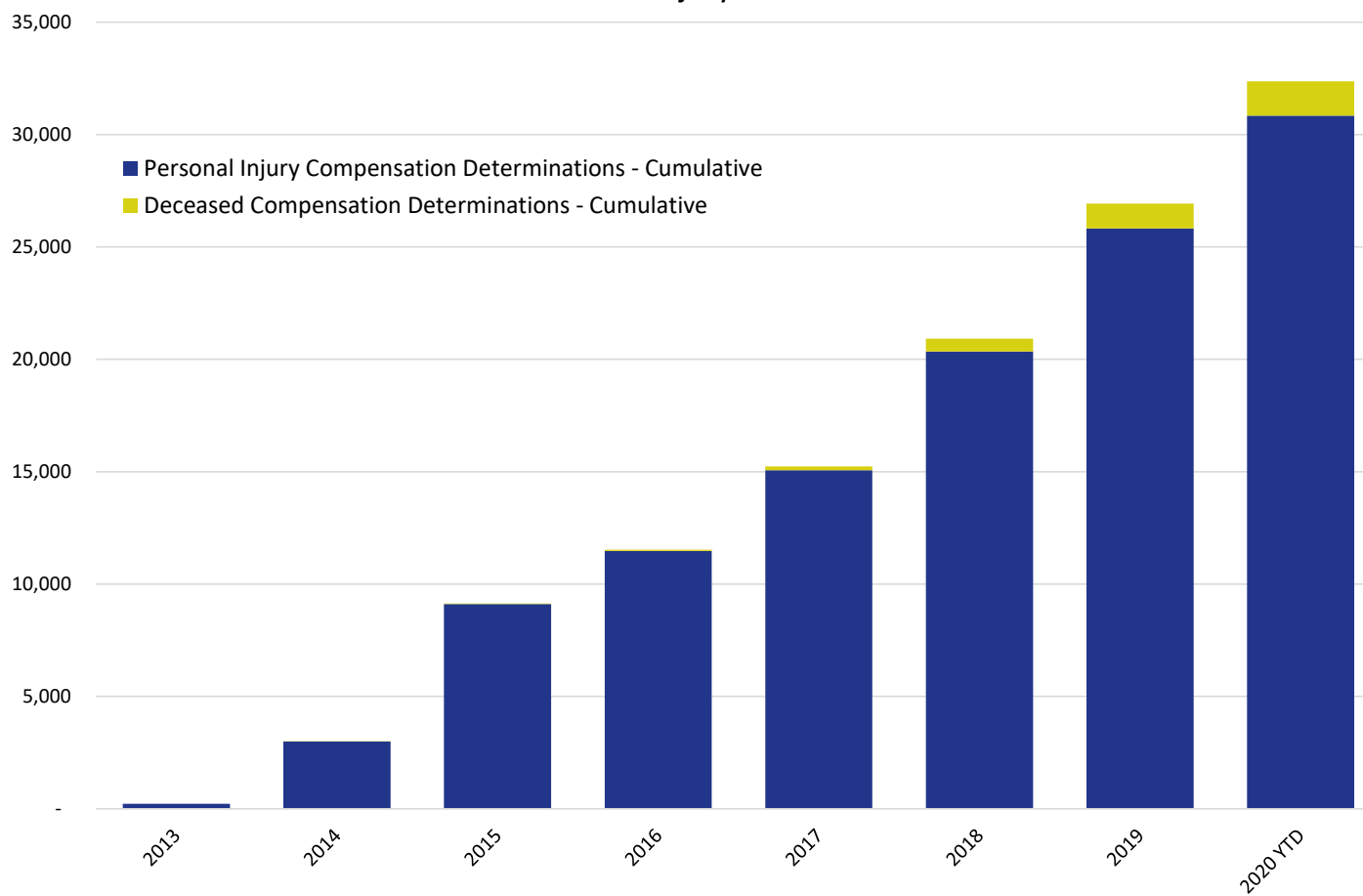


	2019			2020								
	Oct	Nov	Dec	Jan	Feb	Mar	Apr	May	Jun	Jul	Aug	Sep
Initial Compensation Determinations	910	1,027	1,026	774	651	588	750	534	524	580	665	367
Amended Compensation Determinations	233	95	57	53	20	72	62	99	74	130	35	57

NOTE: This chart includes only those compensation determinations for which the claimant has been notified by the VCF in writing of the amount of their award. Once a claimant is notified, the determination is counted on this chart, but it is reflected in the month in which the award was finalized and deemed ready for final quality checks, not in the month in which the claimant was notified. The VCF process includes a series of quality checks that are completed before a claimant is notified. These quality checks may take several weeks or longer. This means that there are claims for which substantive review has been completed but they are not counted on this chart because the claimant has not yet been notified of the award. This also means that the monthly numbers shown here for prior months will change from one report to the next as claims completed in earlier months finish the quality check process and claimants are notified.

VCF Program Statistics As of September 30, 2020

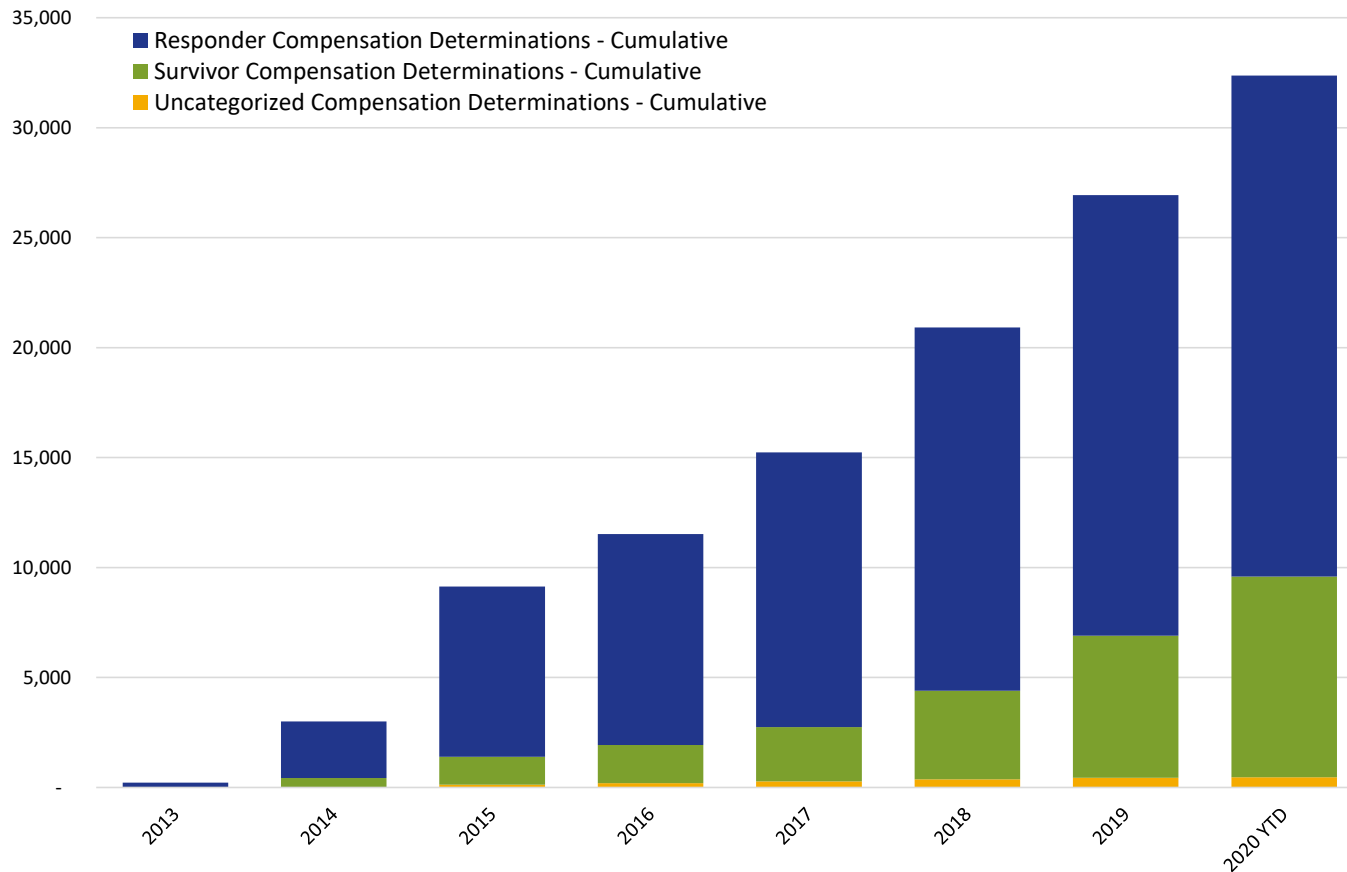
Cumulative Claims with Compensation Determinations Personal Injury & Deceased



	2013	2014	2015	2016	2017	2018	2019	2020 YTD
Personal Injury Compensation Determinations - Cumulative	225	2,999	9,112	11,474	15,065	20,346	25,821	30,845
Deceased Compensation Determinations - Cumulative	-	8	20	53	175	567	1,112	1,521

VCF Program Statistics As of September 30, 2020

Cumulative Claims with Compensation Determinations Responder & Survivor



	2013	2014	2015	2016	2017	2018	2019	2020 YTD
Responder Compensation Determinations - Cumulative	218	2,579	7,739	9,595	12,491	16,512	20,031	22,777
Survivor Compensation Determinations - Cumulative	6	403	1,263	1,740	2,465	4,032	6,461	9,124
Uncategorized Compensation Determinations - Cumulative	1	25	130	192	284	369	441	465