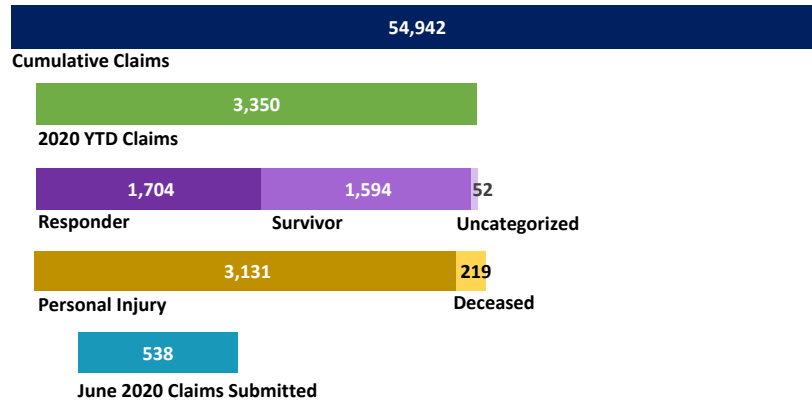


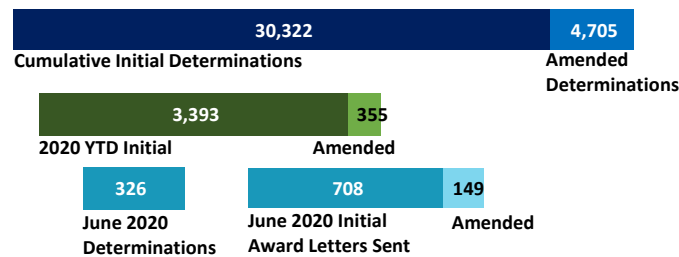
# VCF Program Statistics As of June 30, 2020

## VCF At-A-Glance


### CLAIMS SUBMITTED



### DETERMINATIONS RENDERED



### DOLLARS AWARDED



## Claim Review Timeline

Claims submitted in December 2018 - January 2019 are currently receiving award decisions.

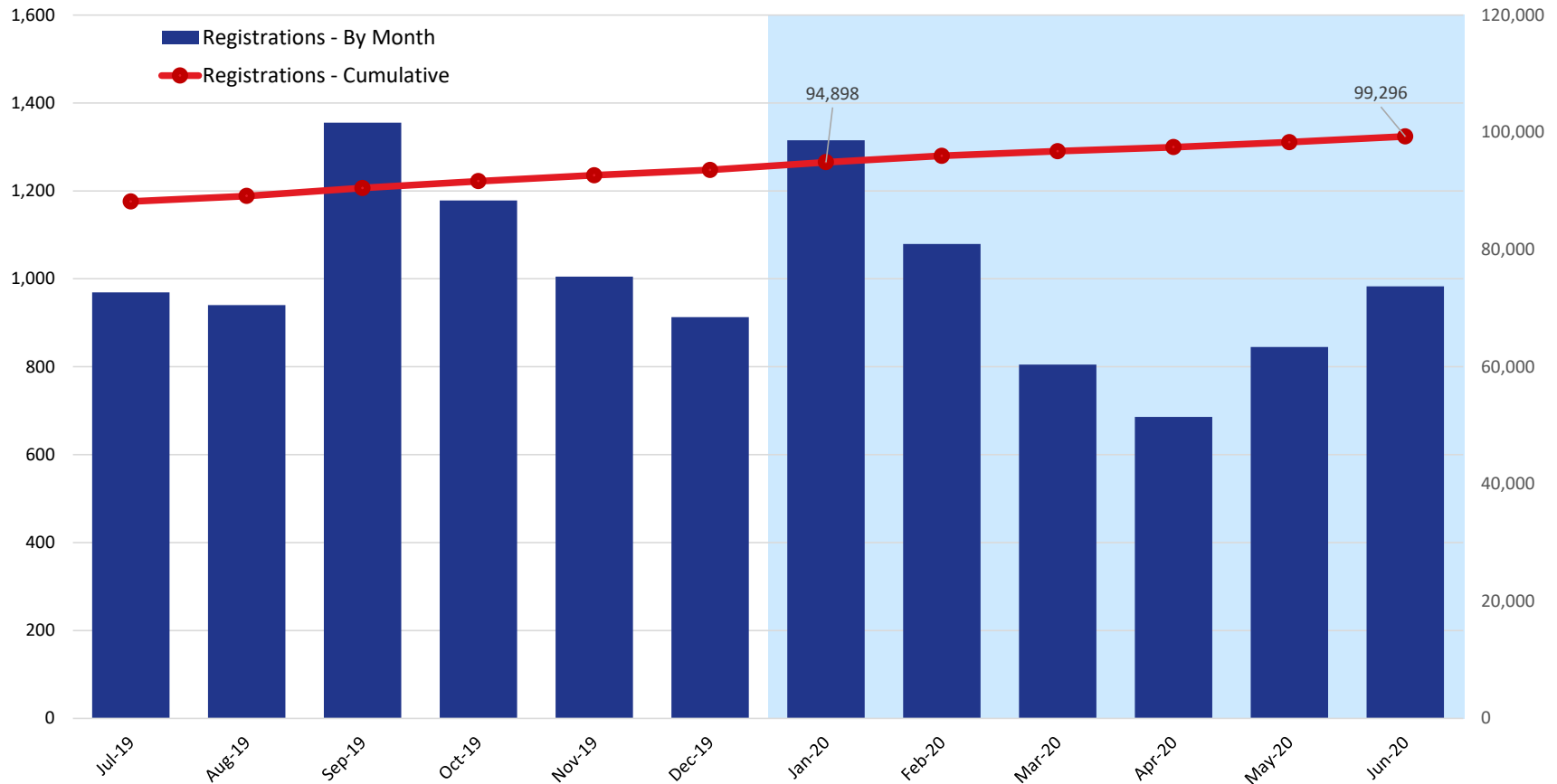
Claims submitted in January 2019 are currently in substantive review.

Claims submitted in February 2019 will come under substantive review soon.

Claims submitted in March-July 2019 are in preliminary review.

## VCF Program Statistics As of June 30, 2020

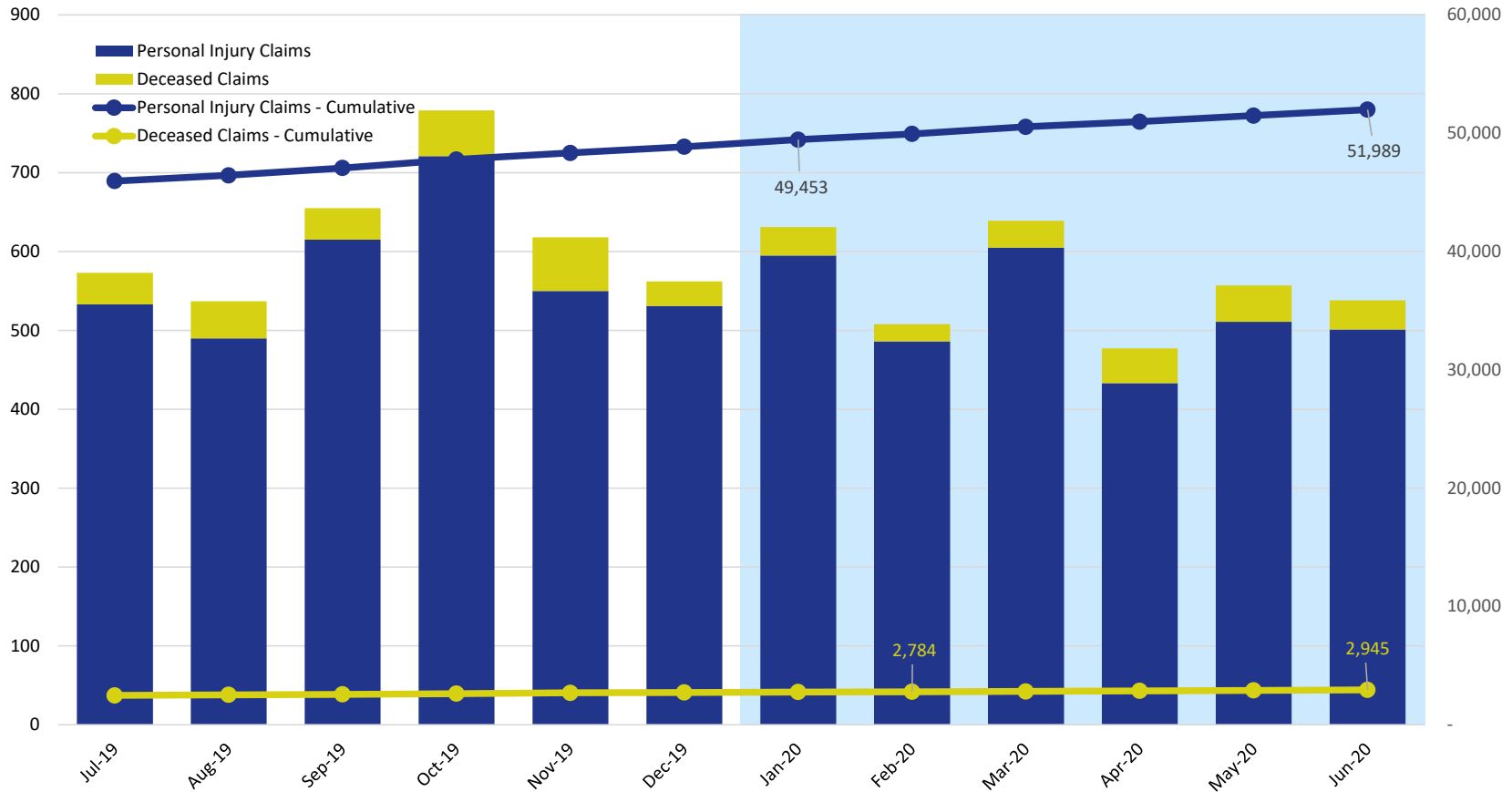
### Unique Registrations



	2019						2020					
	Jul	Aug	Sep	Oct	Nov	Dec	Jan	Feb	Mar	Apr	May	Jun
Registrations - By Month	969	940	1,355	1,178	1,005	913	1,315	1,079	805	686	845	983
Registrations - Cumulative	88,192	89,132	90,487	91,665	92,670	93,583	94,898	95,977	96,782	97,468	98,313	99,296

## VCF Program Statistics As of June 30, 2020

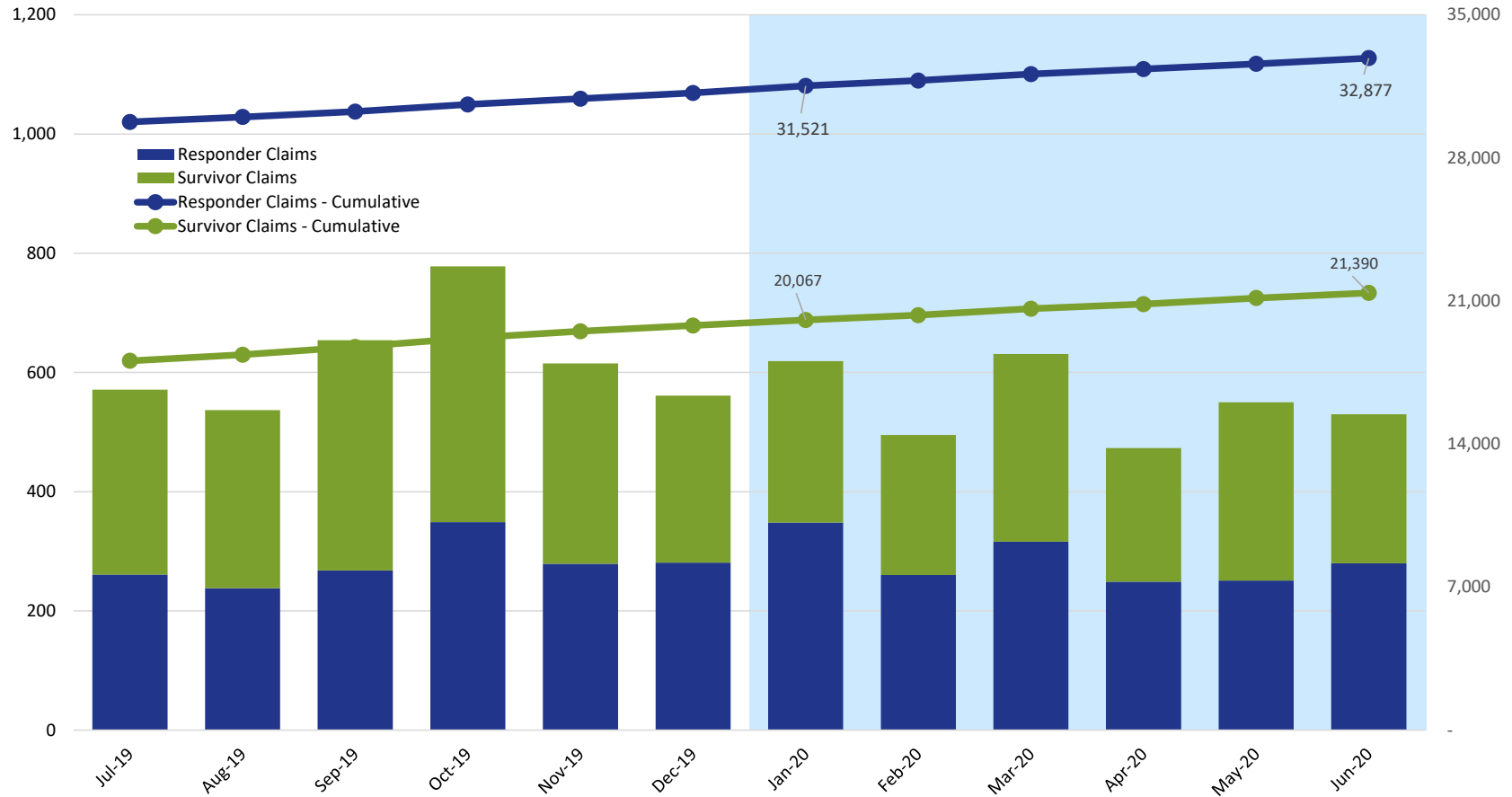
### Claims Submitted by Month: Personal Injury & Deceased



	2019						2020					
	Jul	Aug	Sep	Oct	Nov	Dec	Jan	Feb	Mar	Apr	May	Jun
Personal Injury Claims	533	490	615	721	550	531	595	486	605	433	511	501
Deceased Claims	40	47	40	58	68	31	36	22	34	44	46	37
Unknown Claims	-	-	1	-	-	-	-	-	-	-	-	-
Claims - Cumulative	48,440	48,977	49,633	50,412	51,030	51,592	52,223	52,731	53,370	53,847	54,404	54,942

## VCF Program Statistics As of June 30, 2020

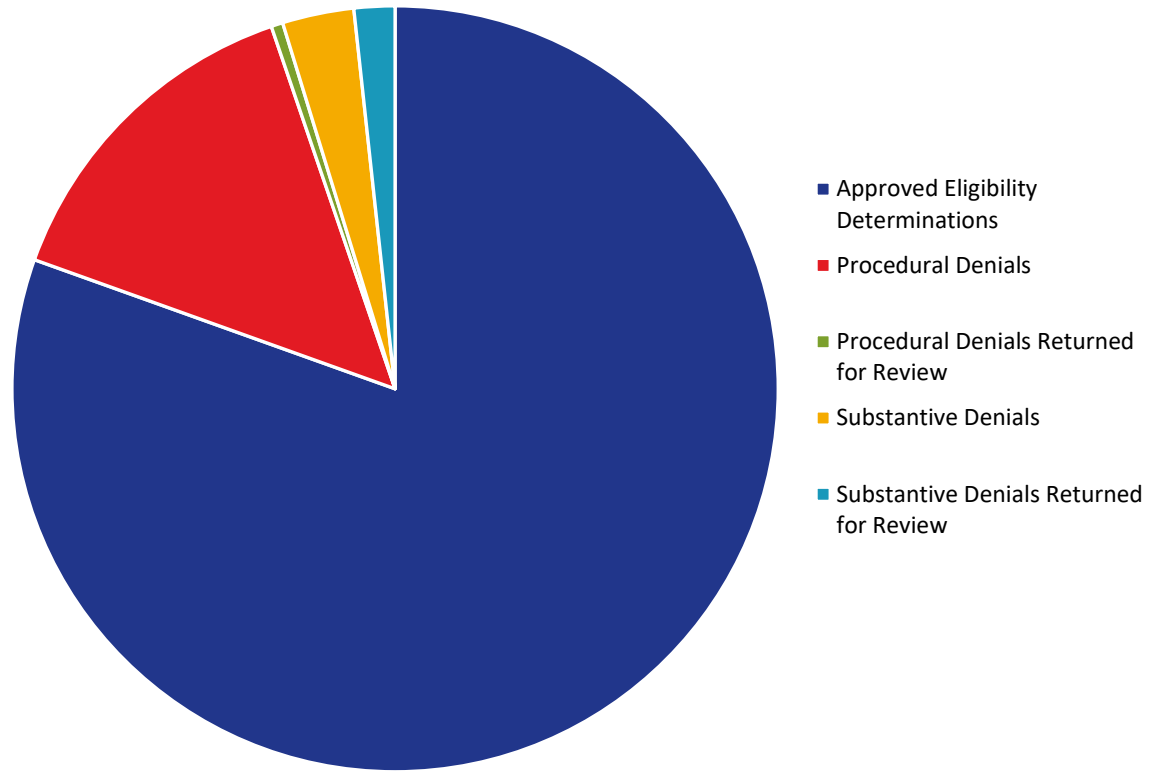
### Claims Submitted by Month: Responder & Survivor



	2019						2020					
	Jul	Aug	Sep	Oct	Nov	Dec	Jan	Feb	Mar	Apr	May	Jun
Responder Claims	261	238	268	349	279	281	348	260	316	249	251	280
Survivor Claims	310	299	386	429	336	280	271	235	315	224	299	250
Uncategorized Claims	2	-	2	1	3	1	12	13	8	4	7	8
Claims - Cumulative	48,440	48,977	49,633	50,412	51,030	51,592	52,223	52,731	53,370	53,847	54,404	54,942

## VCF Program Statistics As of June 30, 2020

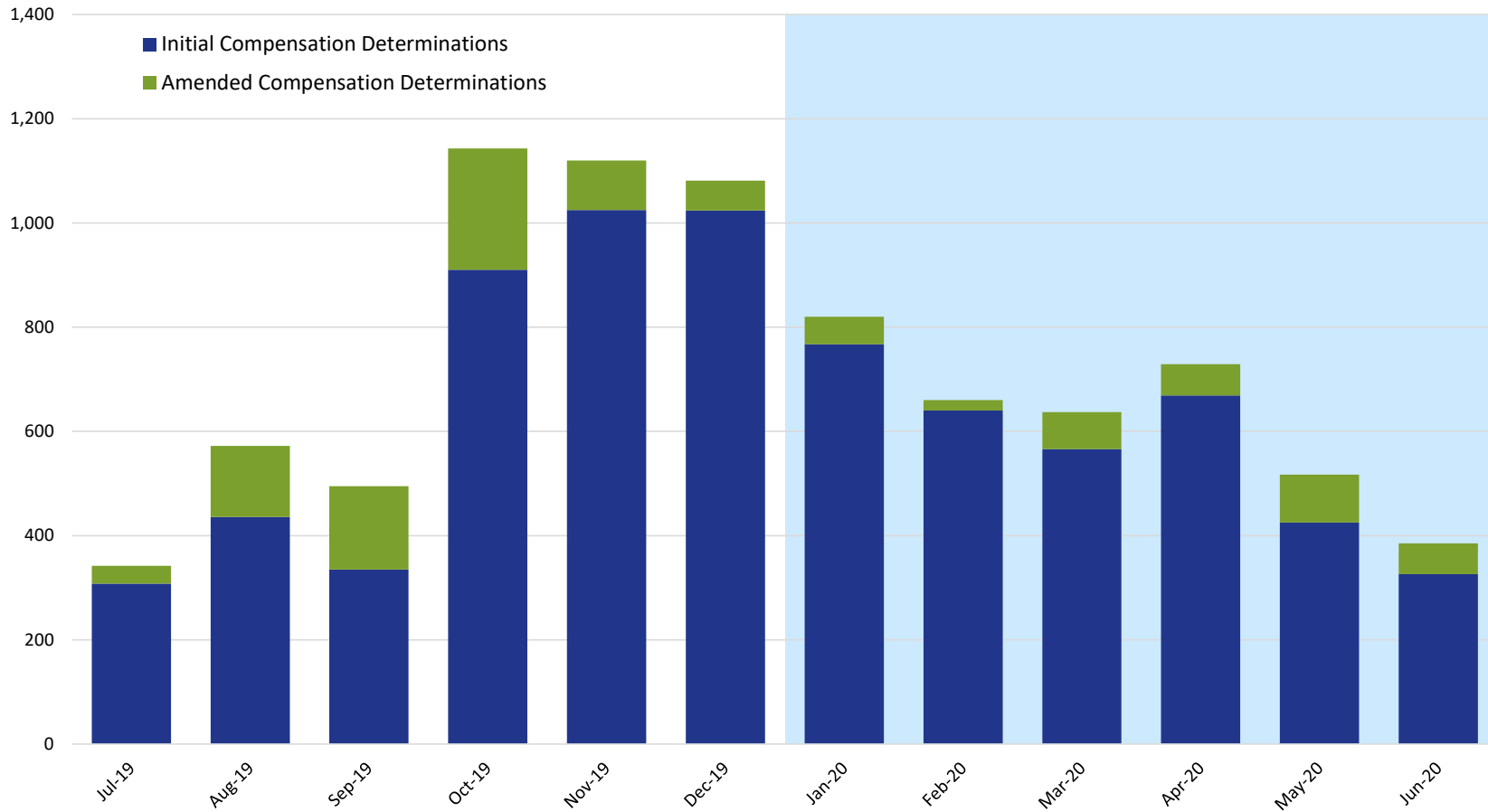
### Eligibility



	2019						2020					
	Jul	Aug	Sep	Oct	Nov	Dec	Jan	Feb	Mar	Apr	May	Jun
Approved Eligibility Determinations	23,865	24,379	24,859	25,636	26,543	27,557	28,400	29,158	29,746	30,566	31,211	31,922
Procedural Denials	3,183	3,399	3,399	3,472	3,567	4,020	4,271	4,527	4,771	5,453	5,537	5,669
Procedural Denials Returned for Review	139	144	144	148	149	169	172	172	177	194	195	196
Substantive Denials	740	746	756	782	818	852	887	922	973	1,012	1,072	1,198
Substantive Denials Returned for Review	68	73	83	134	201	271	341	392	454	529	644	683

## VCF Program Statistics As of June 30, 2020

### Compensation Determinations by Month: Initial & Amended



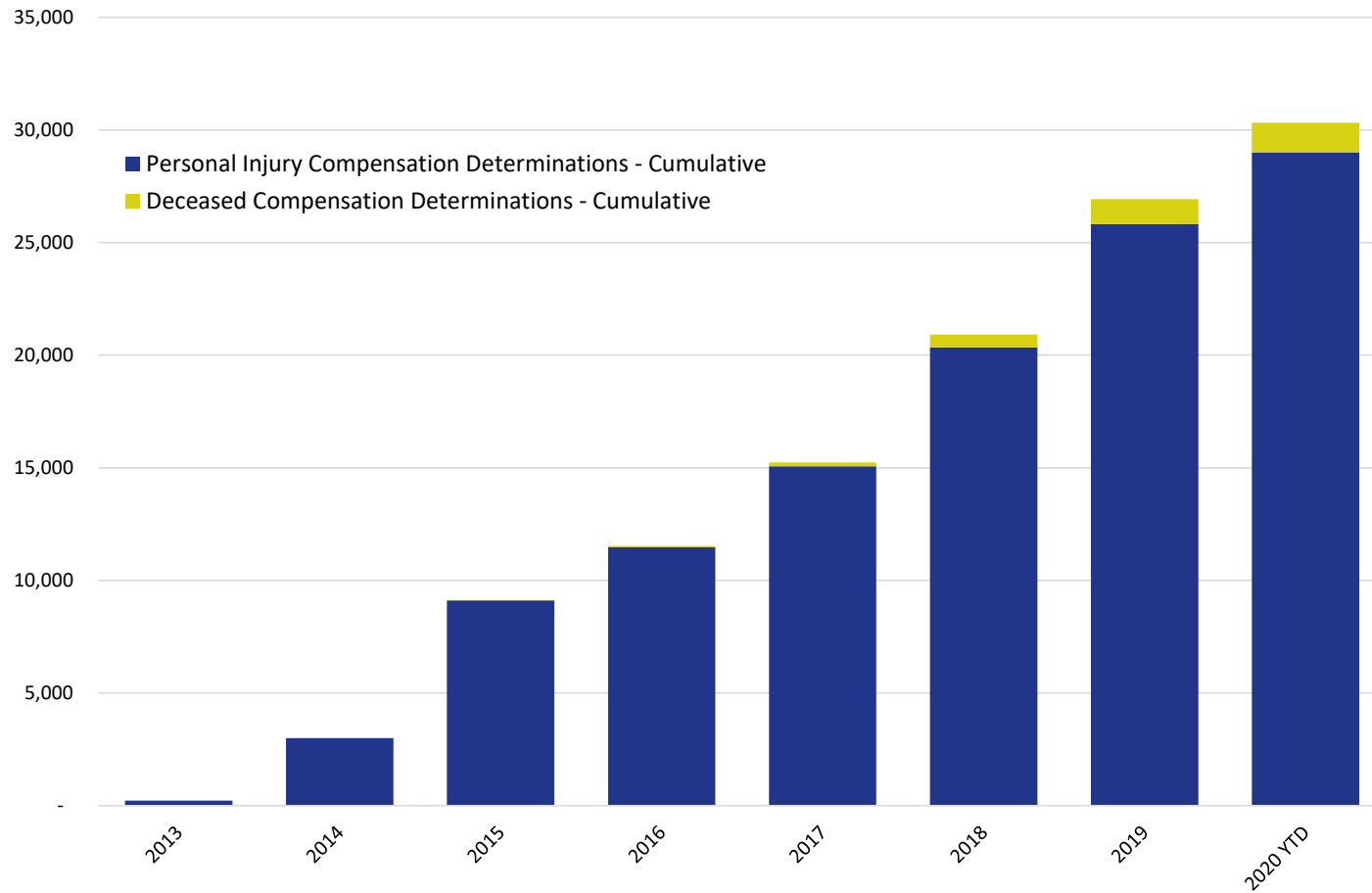
	2019						2020					
	Jul	Aug	Sep	Oct	Nov	Dec	Jan	Feb	Mar	Apr	May	Jun
Initial Compensation Determinations	308	436	335	910	1,025	1,024	767	640	566	669	425	326
Amended Compensation Determinations	34	136	160	233	95	57	53	20	71	60	92	59

**NOTE:** This chart includes only those compensation determinations for which the claimant has been notified by the VCF in writing of the amount of their award. Once a claimant is notified, the determination is counted on this chart, but it is reflected in the month in which the award was finalized and deemed ready for final quality checks, not in the month in which the claimant was notified. The VCF process includes a series of quality checks that are completed before a claimant is notified. These quality checks may take several weeks or longer. This means that there are claims for which substantive review has been completed but they are not counted on this chart because the claimant has not yet been notified of the award. This also means that the monthly numbers shown here for prior months will change from one report to the next as claims completed in earlier months finish the quality check process and claimants are notified.

## VCF Program Statistics

As of June 30, 2020

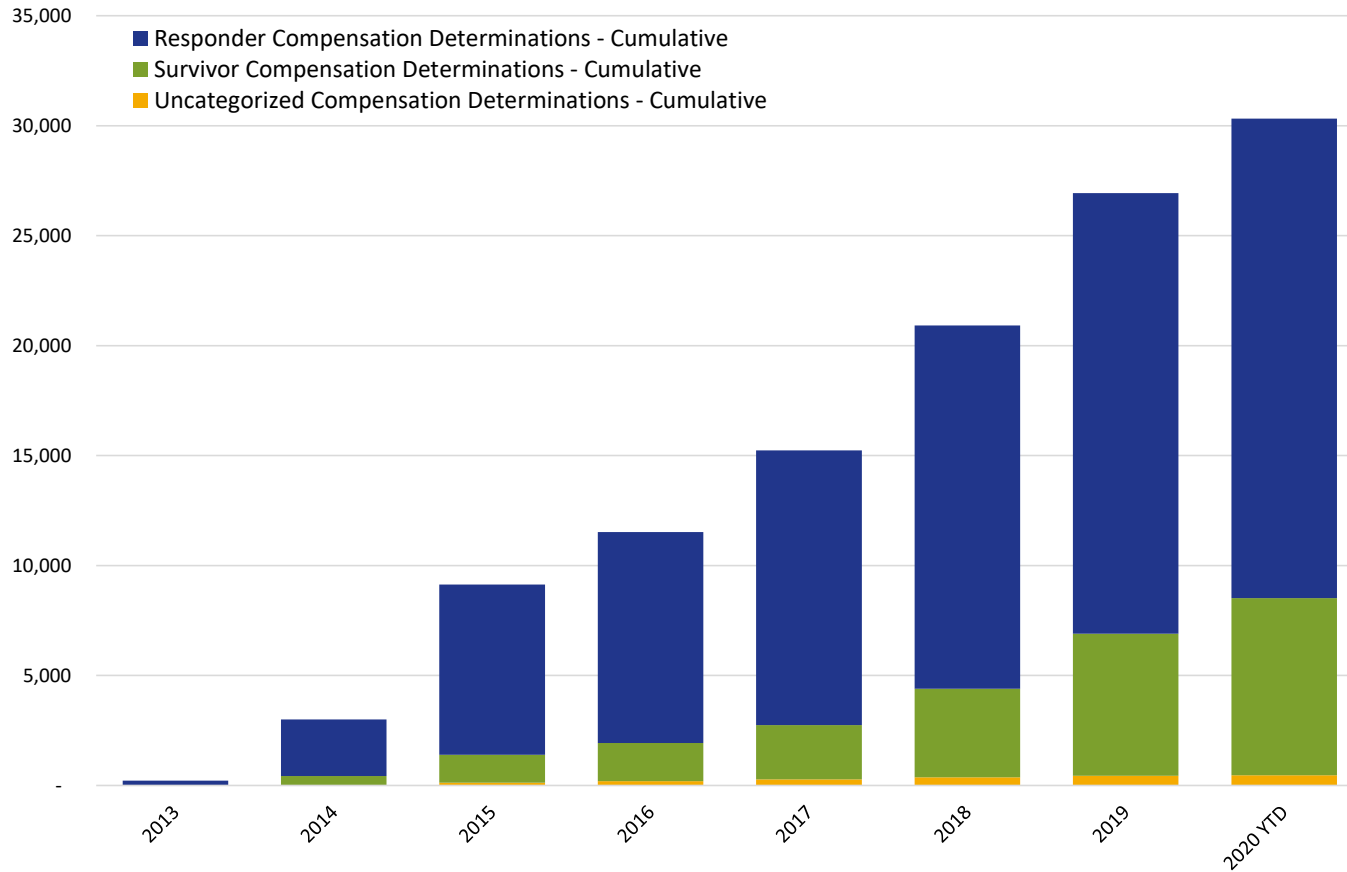
### Cumulative Claims with Compensation Determinations Personal Injury & Deceased



	2013	2014	2015	2016	2017	2018	2019	2020 YTD
Personal Injury Compensation Determinations - Cumulative	225	2,999	9,112	11,474	15,064	20,348	25,820	29,001
Deceased Compensation Determinations - Cumulative	-	8	20	53	176	565	1,109	1,321

## VCF Program Statistics As of June 30, 2020

### Cumulative Claims with Compensation Determinations Responder & Survivor



	2013	2014	2015	2016	2017	2018	2019	2020 YTD
Responder Compensation Determinations - Cumulative	218	2,579	7,739	9,595	12,491	16,512	20,028	21,802
Survivor Compensation Determinations - Cumulative	6	403	1,263	1,740	2,465	4,032	6,460	8,061
Uncategorized Compensation Determinations - Cumulative	1	25	130	192	284	369	441	459