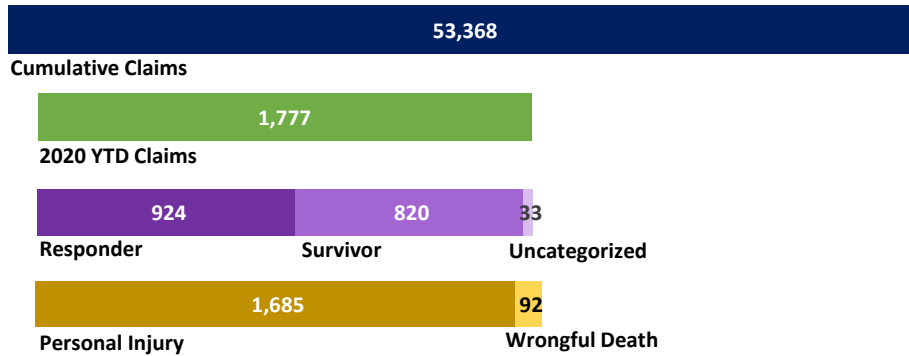


# VCF Program Statistics

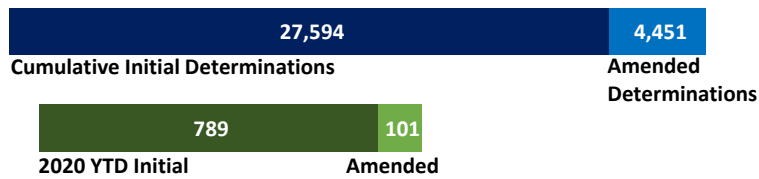
## As of March 31, 2020

### VCF At-A-Glance

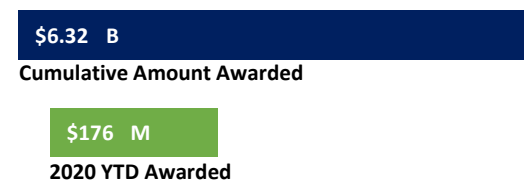
#### CLAIMS SUBMITTED



#### DETERMINATIONS RENDERED



#### DOLLARS AWARDED

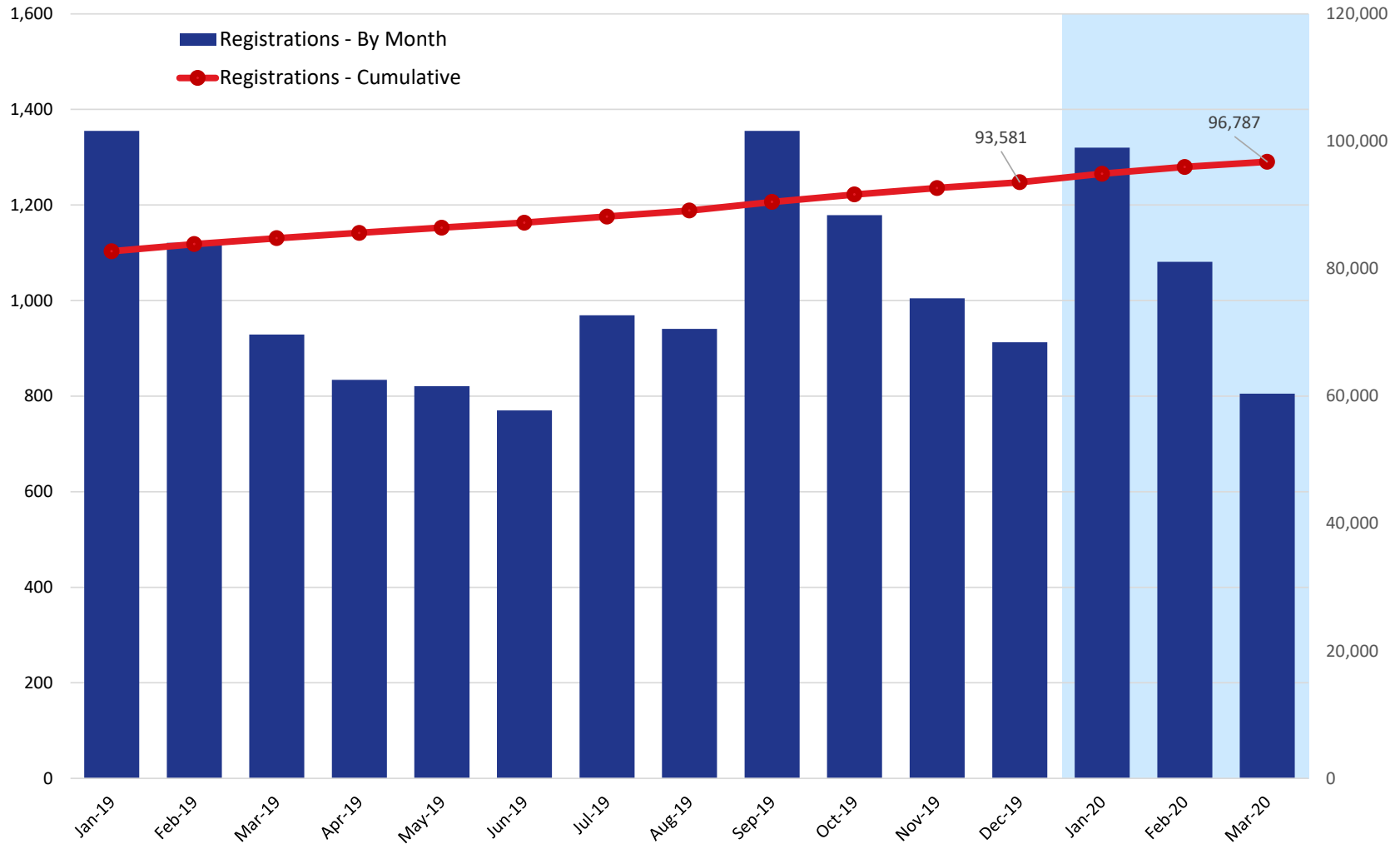


### Claim Review Timeline



## VCF Program Statistics As of March 31, 2020

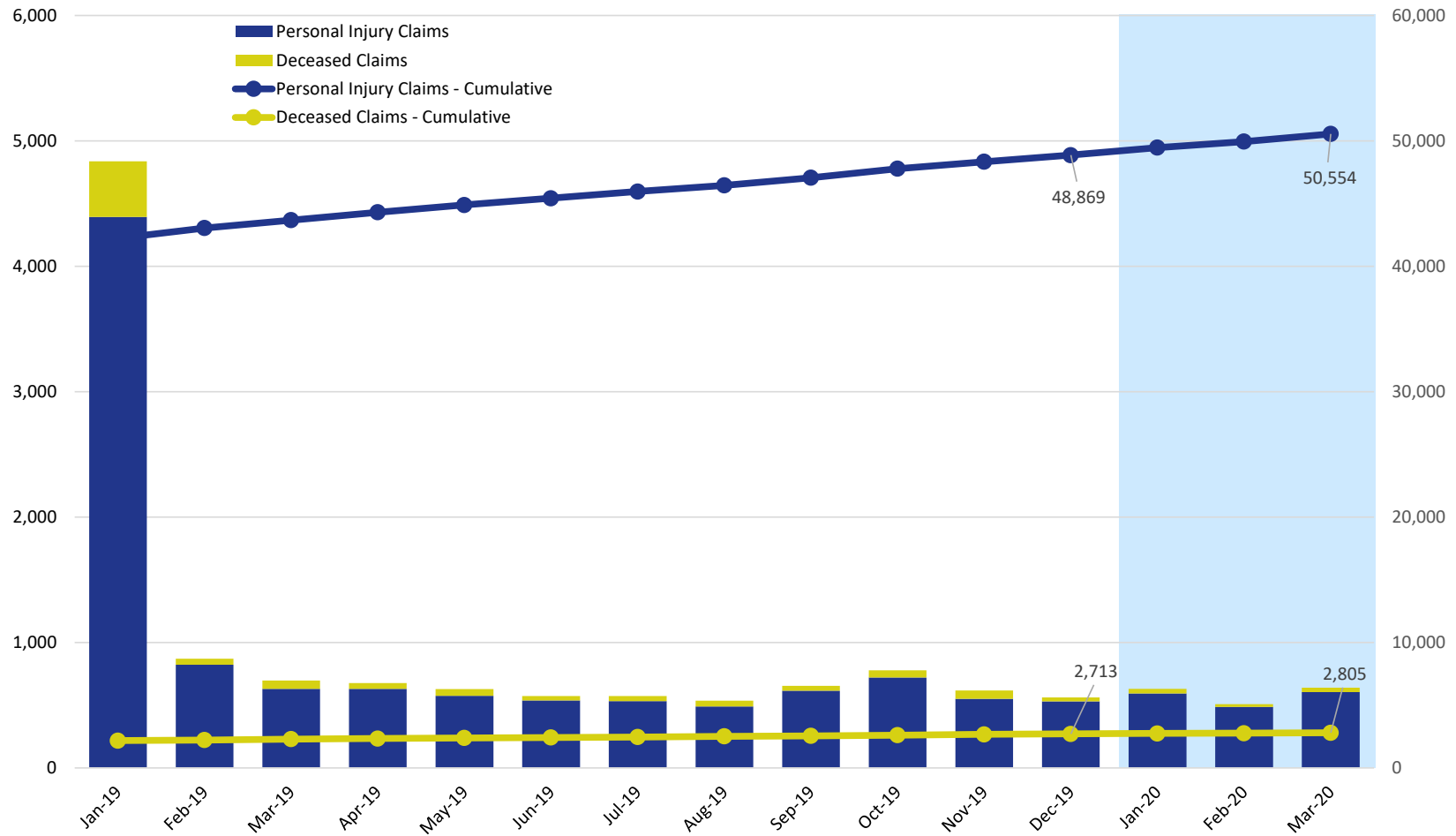
### Unique Registrations



	2019												2020		
	Jan	Feb	Mar	Apr	May	June	Jul	Aug	Sep	Oct	Nov	Dec	Jan	Feb	Mar
Registrations - By Month	1,355	1,121	929	834	821	770	969	941	1,355	1,179	1,005	913	1,320	1,081	805
Registrations - Cumulative	82,744	83,865	84,794	85,628	86,449	87,219	88,188	89,129	90,484	91,663	92,668	93,581	94,901	95,982	96,787

## VCF Program Statistics As of March 31, 2020

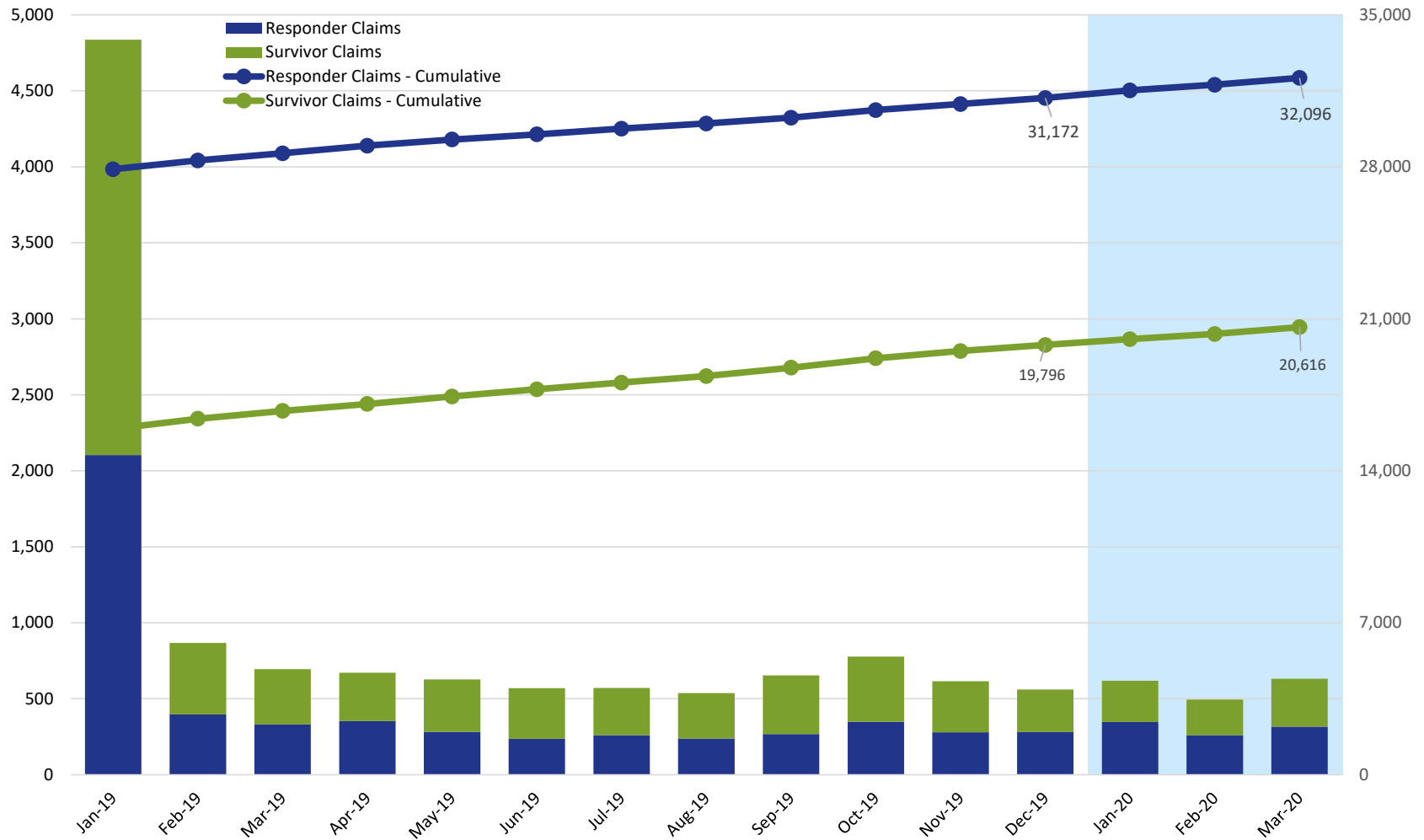
### Claims Submitted by Month: Personal Injury & Deceased



	2019												2020		
	Jan	Feb	Mar	Apr	May	June	Jul	Aug	Sep	Oct	Nov	Dec	Jan	Feb	Mar
Personal Injury Claims	4,394	823	631	631	575	538	533	490	615	721	551	531	594	486	605
Deceased Claims	444	47	66	46	54	35	40	47	40	58	67	31	36	22	34
Claims - Cumulative	44,419	45,290	45,987	46,664	47,293	47,866	48,439	48,976	49,632	50,411	51,029	51,591	52,221	52,729	53,368

## VCF Program Statistics As of March 31, 2020

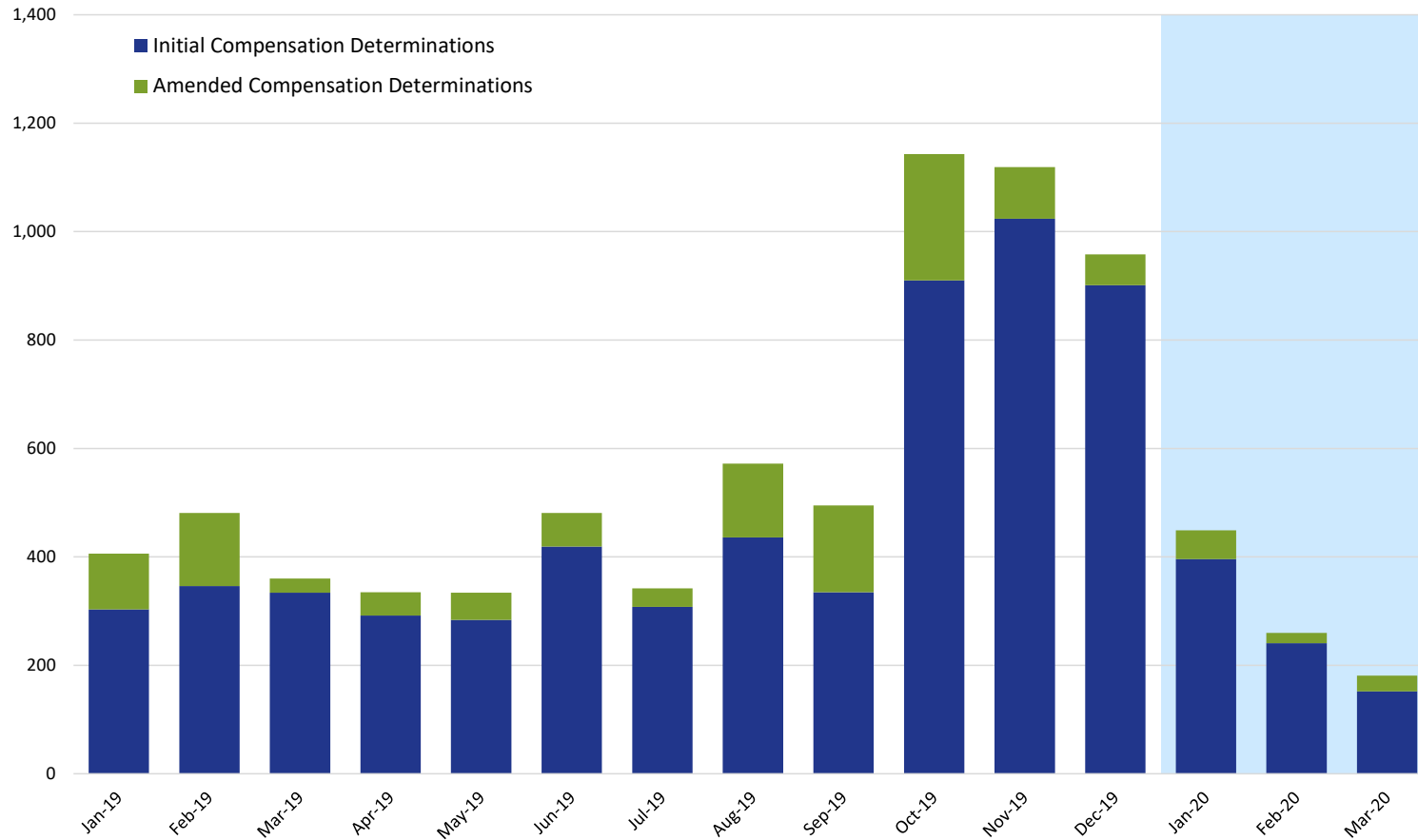
### Claims Submitted by Month: Responder & Survivor



	2019												2020		
	Jan	Feb	Mar	Apr	May	June	Jul	Aug	Sep	Oct	Nov	Dec	Jan	Feb	Mar
Responder Claims	2,103	398	331	353	283	237	261	238	268	349	279	281	348	260	316
Survivor Claims	2,734	469	364	318	345	333	310	299	386	429	336	280	270	235	315
Uncategorized Claims	3	4	2	6	1	3	2	-	2	1	3	1	12	13	8
Claims - Cumulative	44,419	45,290	45,987	46,664	47,293	47,866	48,439	48,976	49,632	50,411	51,029	51,591	52,221	52,729	53,368

## VCF Program Statistics As of March 31, 2020

### Compensation Determinations by Month: Initial & Amended

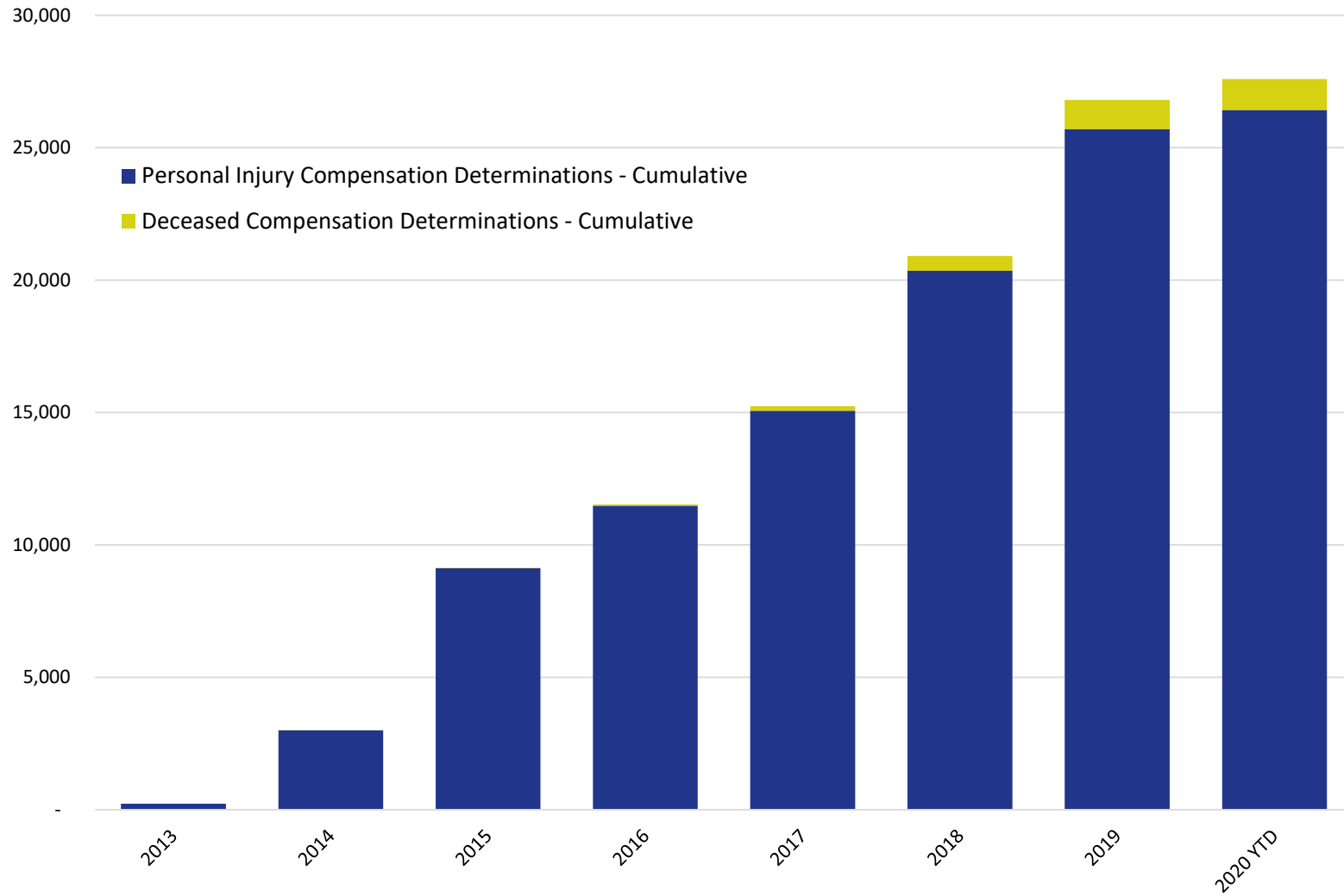


	2019												2020		
	Jan	Feb	Mar	Apr	May	June	Jul	Aug	Sep	Oct	Nov	Dec	Jan	Feb	Mar
Initial Compensation Determinations	303	346	334	292	284	419	308	436	335	910	1,024	901	396	241	152
Amended Compensation Determinations	103	135	26	43	50	62	34	136	160	233	95	57	53	19	29

**NOTE:** This chart includes only those compensation determinations for which the claimant has been notified by the VCF in writing of the amount of their award. Once a claimant is notified, the determination is counted on this chart, but it is reflected in the month in which the award was finalized and deemed ready for final quality checks, not in the month in which the claimant was notified. The VCF process includes a series of quality checks that are completed before a claimant is notified. These quality checks may take several weeks or longer. This means that there are claims for which substantive review has been completed but they are not counted on this chart because the claimant has not yet been notified of the award. This also means that the monthly numbers shown here for prior months will change from one report to the next as claims completed in earlier months finish the quality check process and claimants are notified.

**VCF Program Statistics  
As of March 31, 2020**

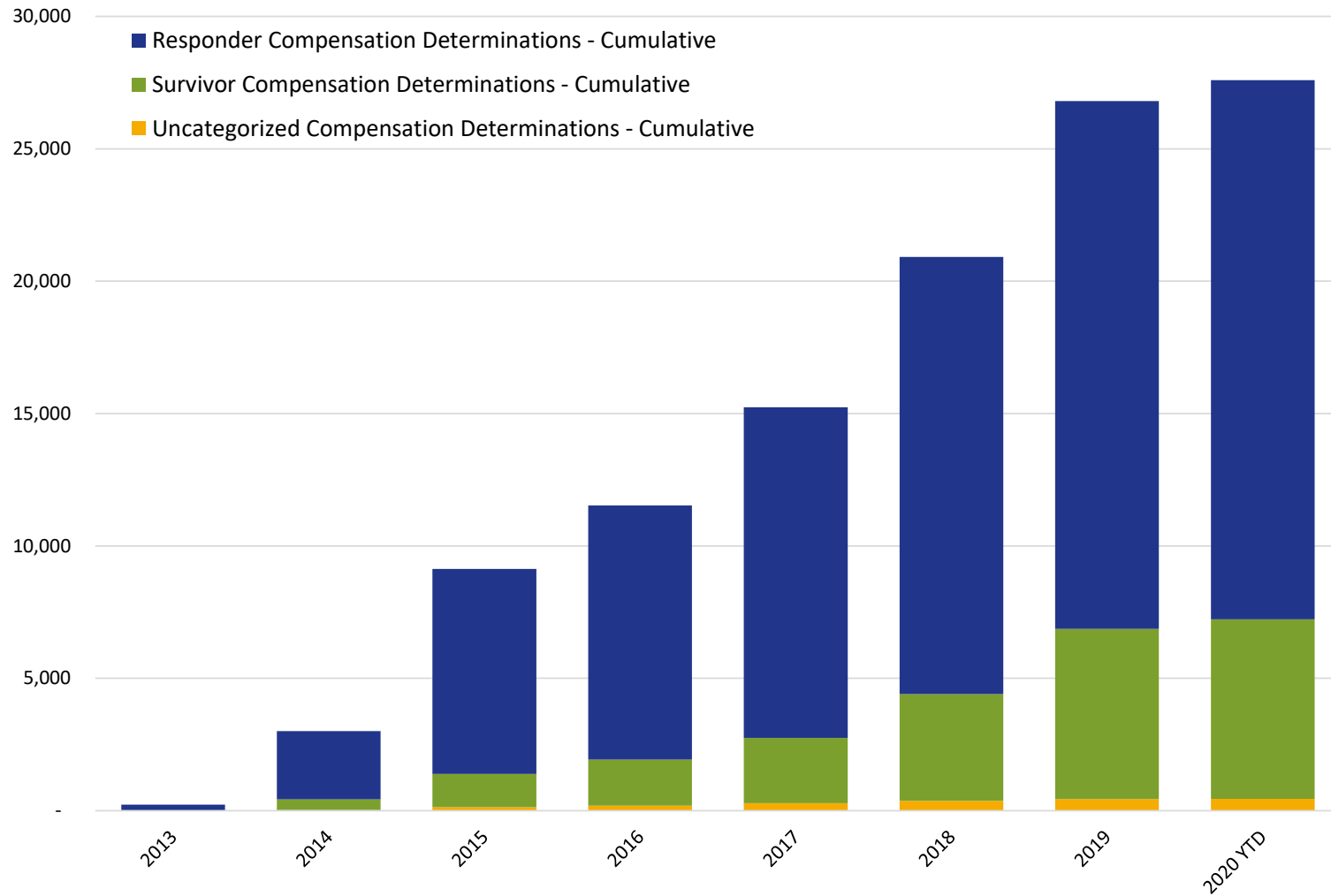
**Cumulative Claims with Compensation Determinations  
Personal Injury & Deceased**



	2013	2014	2015	2016	2017	2018	2019	2020 YTD
Personal Injury Compensation Determinations - Cumulative	225	2,999	9,112	11,475	15,065	20,349	25,699	26,420
Deceased Compensation Determinations - Cumulative	-	8	20	52	175	564	1,106	1,174

**VCF Program Statistics  
As of March 31, 2020**

**Cumulative Claims with Compensation Determinations  
Responder & Survivor**



	2013	2014	2015	2016	2017	2018	2019	2020 YTD
Responder Compensation Determinations - Cumulative	218	2,579	7,739	9,595	12,491	16,512	19,941	20,363
Survivor Compensation Determinations - Cumulative	6	403	1,263	1,740	2,465	4,032	6,424	6,783
Uncategorized Compensation Determinations - Cumulative	1	25	130	192	284	369	440	448



1. **Unique Registrations:** Number of complete registrations submitted to the VCF with a unique Social Security number.
2. **Claims Submitted:** Number of claim forms submitted.
3. **Compensation Determinations:** Number of initial or amended compensation determinations for which the VCF has notified the claimant in writing of the amount of their award. The determination is counted in the month/year in which it was finalized and deemed ready for final quality checks, not in the month/year in which the claimant was notified of the award.

As a result, Compensation Determination statistics are fluid. There are claims for which substantive review has been completed, but they are not counted as Compensation Determinations because the claimant has not yet been notified of the award. This also means that the monthly numbers for Compensation Determinations for prior months will change from one report to the next as claims completed in earlier months finish the quality check process and claimants are notified.

Example:

1. Substantive review of the claim is completed in mid-December 2019. Claim is ready for final quality check.
2. Claim completes final quality check in early January 2020.
3. Claimant is notified of their award in mid-January.
4. Claim is added to count of Compensation Determinations once the award letter is mailed. The determination will count in the 2019 statistics because that is when the substantive determination on the claim was made.

4. **Initial Compensation Determinations:** Number of claims for which the VCF issued the first award on the claim. Each claim can have only one initial award. The dollar value of this award will match the amount in the award letter sent to the claimant. If a claimant appeals the award determination, any change to the award as a result of the appeal changes the *dollar value associated with the initial decision* – the appeal decision is not counted as a separate determination.
5. **Amended Compensation Determinations:** Number of claims for which – after the initial award was communicated to the claimant – the claimant amended the claim at least once to provide new information to the VCF, and the VCF has now issued a decision on an amendment. Amendments filed and reviewed while a claim is under initial review are considered as part of the Initial Compensation Determination and are not counted separately. As with Initial Compensation Determinations, appeals on amended awards are not counted as a new determination, but instead are reflected in the Amended Compensation Determination award amount (if the appeal results in a change to the amended award).
6. **Responder:** Number of individuals who identified themselves on their claim form as someone who performed rescue, recovery, demolition, debris cleanup, or other related services at one of the sites in response to the September 11, 2001, terrorist attacks, regardless of whether the individual was a state or federal employee, a member of the National Guard, or performed the services in some other capacity.
7. **Survivor:** Number of individuals who identified themselves on their claim form as non-responders, including people who lived, worked, went to school, visited, or commuted through the affected areas in the relevant time period.





8. **Deceased Claim:** Number of claims filed for victims who passed away as a result of their eligible 9/11-related physical health condition.
9. **Personal Injury Claim:** Number of claims filed by victims who have been diagnosed with a physical injury or illness caused by the terrorist-related aircraft crashes of September 11, 2001, or the rescue, recovery, and debris removal efforts during the immediate aftermath.