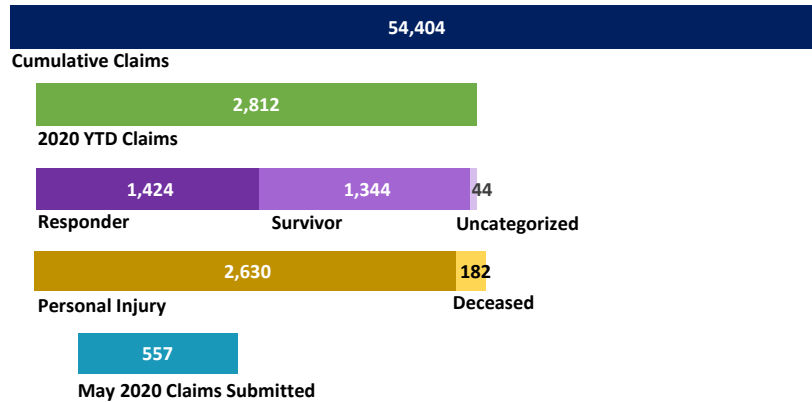


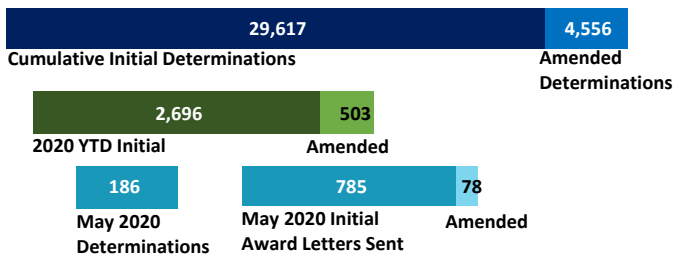
VCF Program Statistics As of May 31, 2020

VCF At-A-Glance


CLAIMS SUBMITTED



DETERMINATIONS RENDERED



DOLLARS AWARDED



Claim Review Timeline

Claims submitted in November-December 2018 are currently receiving award decisions.

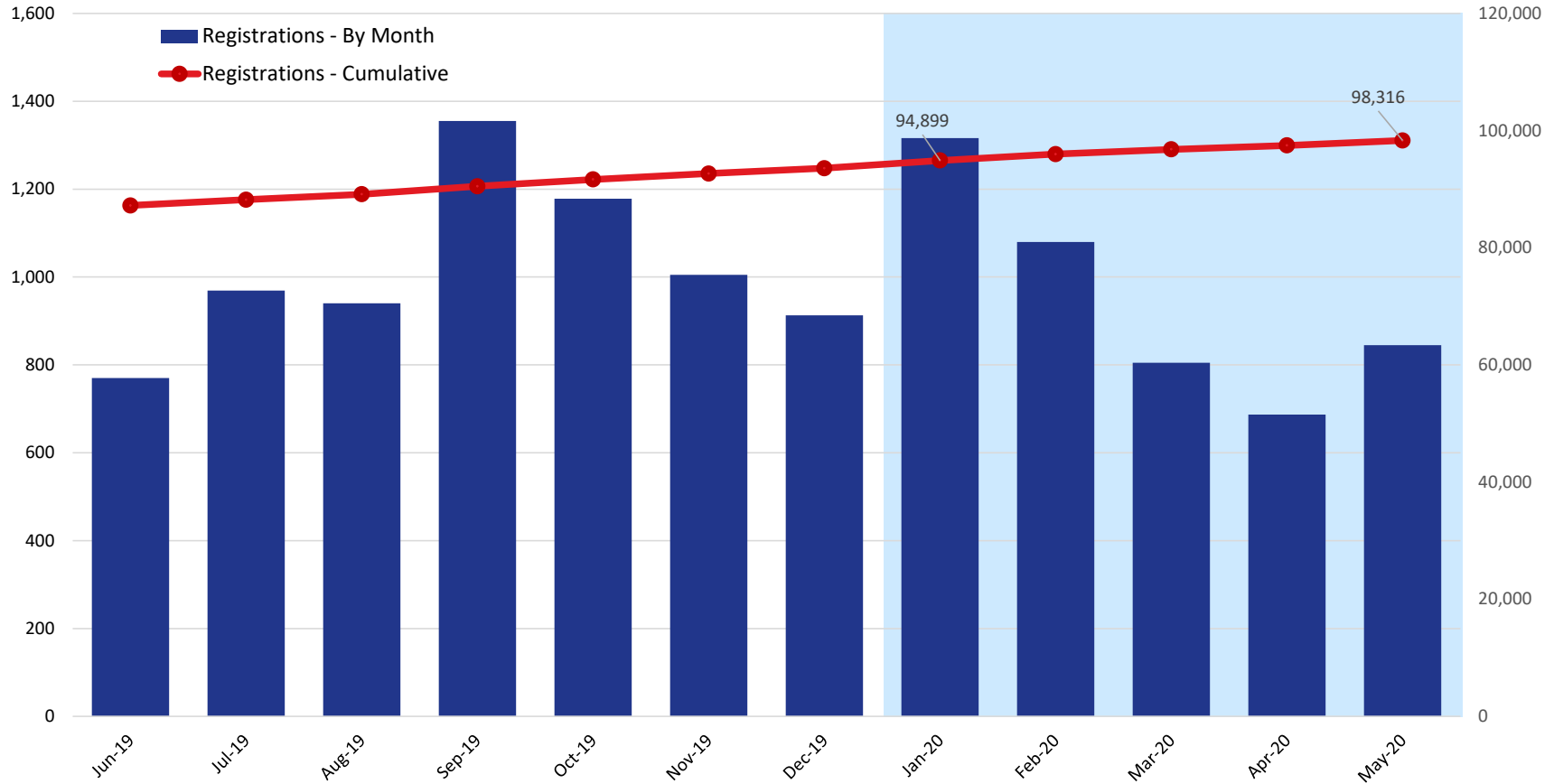
Claims submitted in January 2019 are currently in substantive review.

Claims submitted in February 2019 will come under substantive review soon.

Claims submitted in March-July 2019 are in preliminary review.

VCF Program Statistics As of May 31, 2020

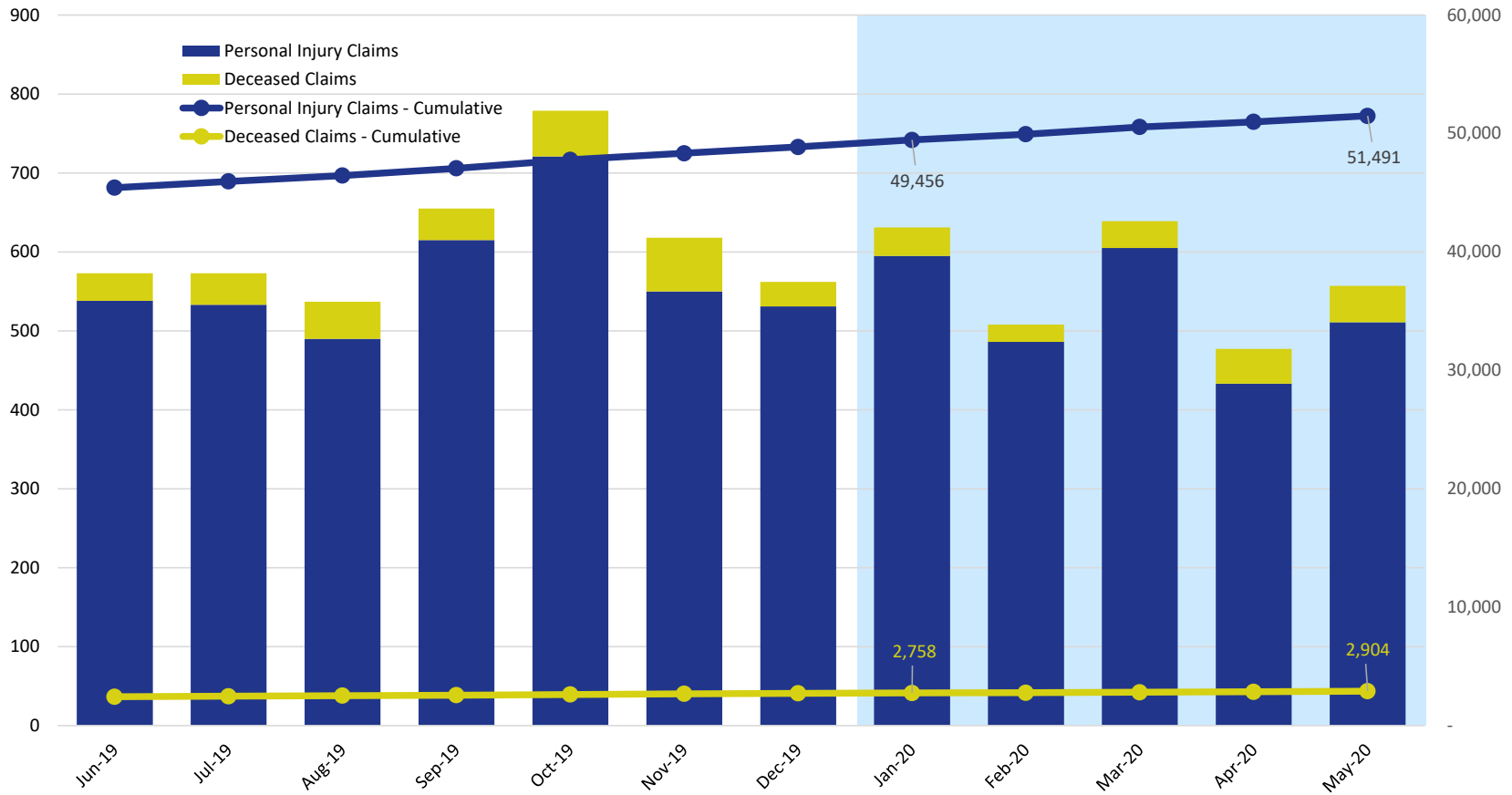
Unique Registrations



	2019							2020				
	June	Jul	Aug	Sep	Oct	Nov	Dec	Jan	Feb	Mar	Apr	May
Registrations - By Month	770	969	940	1,355	1,178	1,005	913	1,316	1,080	805	687	845
Registrations - Cumulative	87,223	88,192	89,132	90,487	91,665	92,670	93,583	94,899	95,979	96,784	97,471	98,316

VCF Program Statistics As of May 31, 2020

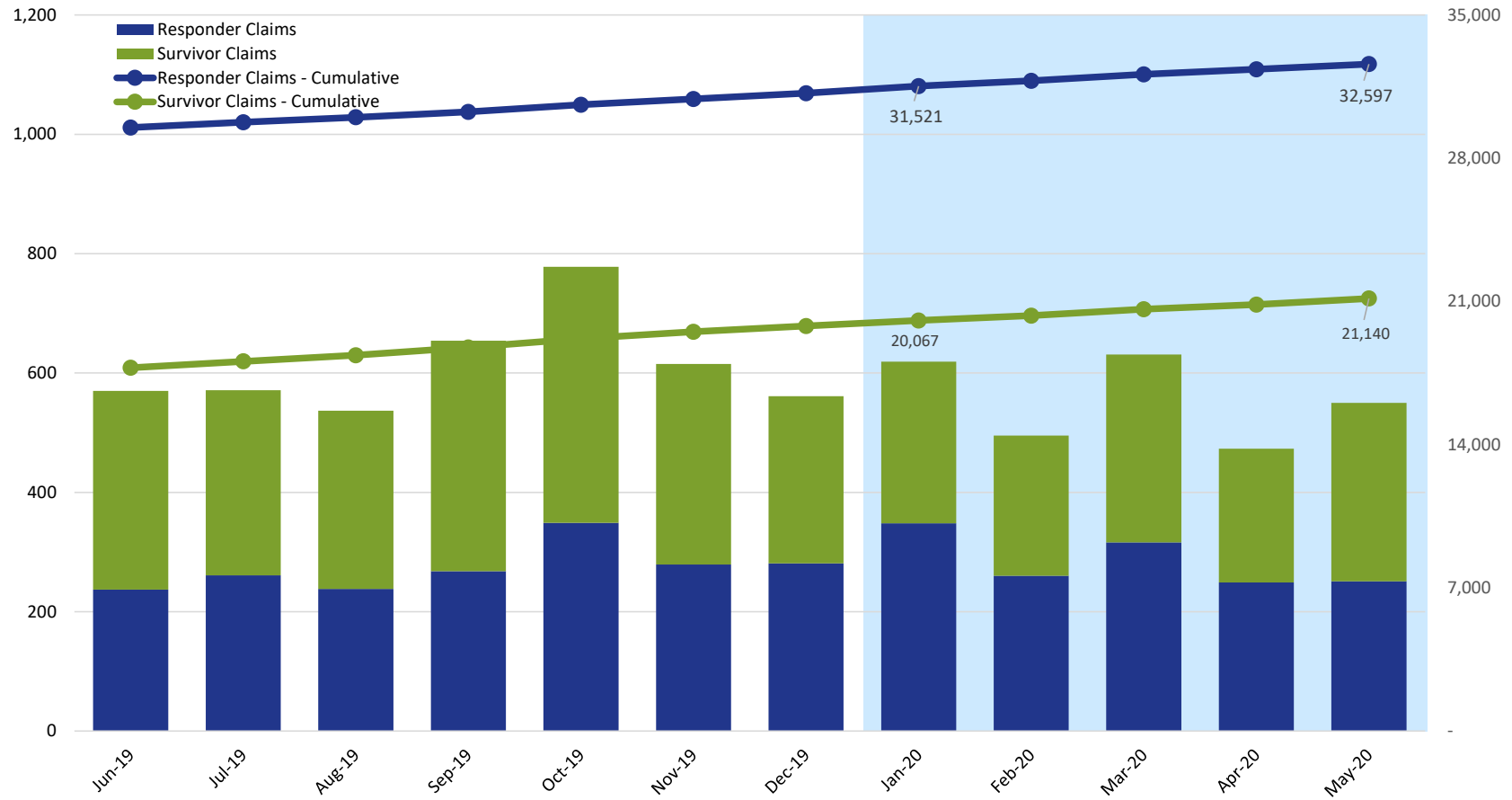
Claims Submitted by Month: Personal Injury & Deceased



	2019							2020				
	June	Jul	Aug	Sep	Oct	Nov	Dec	Jan	Feb	Mar	Apr	May
Personal Injury Claims	538	533	490	615	721	550	531	595	486	605	433	511
Deceased Claims	35	40	47	40	58	68	31	36	22	34	44	46
Claims - Cumulative	47,867	48,440	48,977	49,633	50,412	51,030	51,592	52,223	52,731	53,370	53,847	54,404

VCF Program Statistics As of May 31, 2020

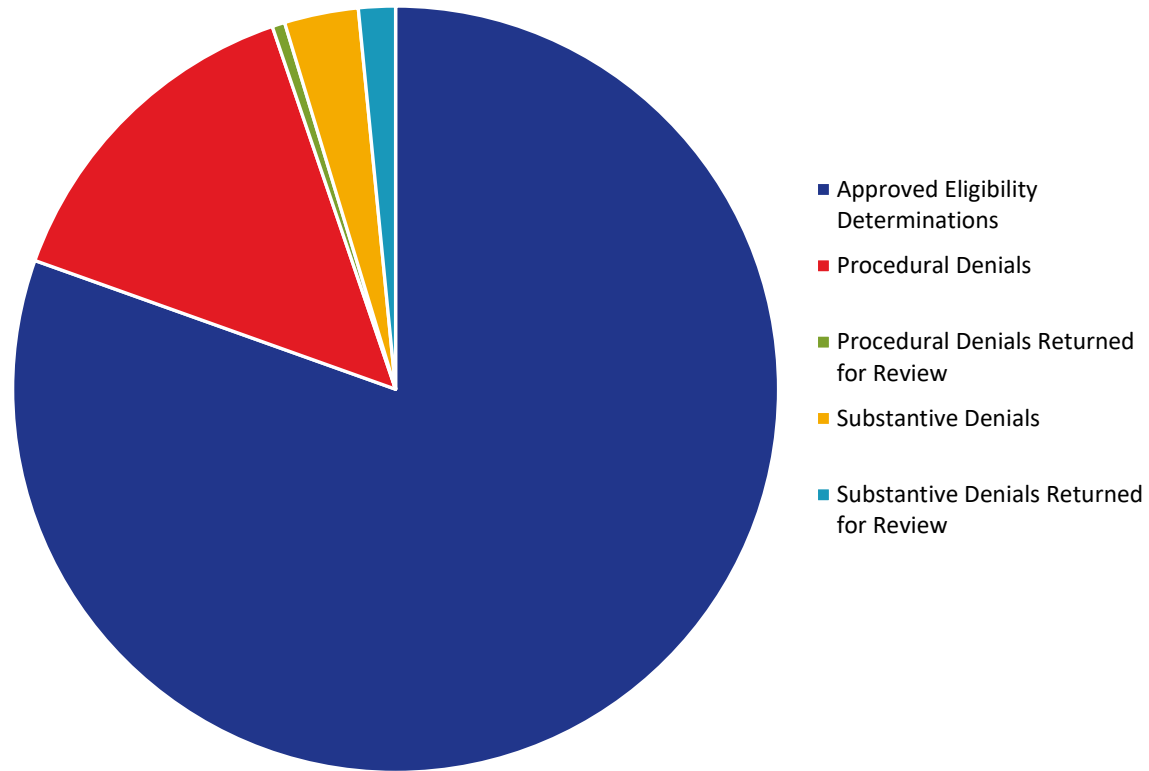
Claims Submitted by Month: Responder & Survivor



	2019							2020				
	June	Jul	Aug	Sep	Oct	Nov	Dec	Jan	Feb	Mar	Apr	May
Responder Claims	237	261	238	268	349	279	281	348	260	316	249	251
Survivor Claims	333	310	299	386	429	336	280	271	235	315	224	299
Uncategorized Claims	3	2	-	2	1	3	1	12	13	8	4	7
Claims - Cumulative	47,867	48,440	48,977	49,633	50,412	51,030	51,592	52,223	52,731	53,370	53,847	54,404

VCF Program Statistics As of May 31, 2020

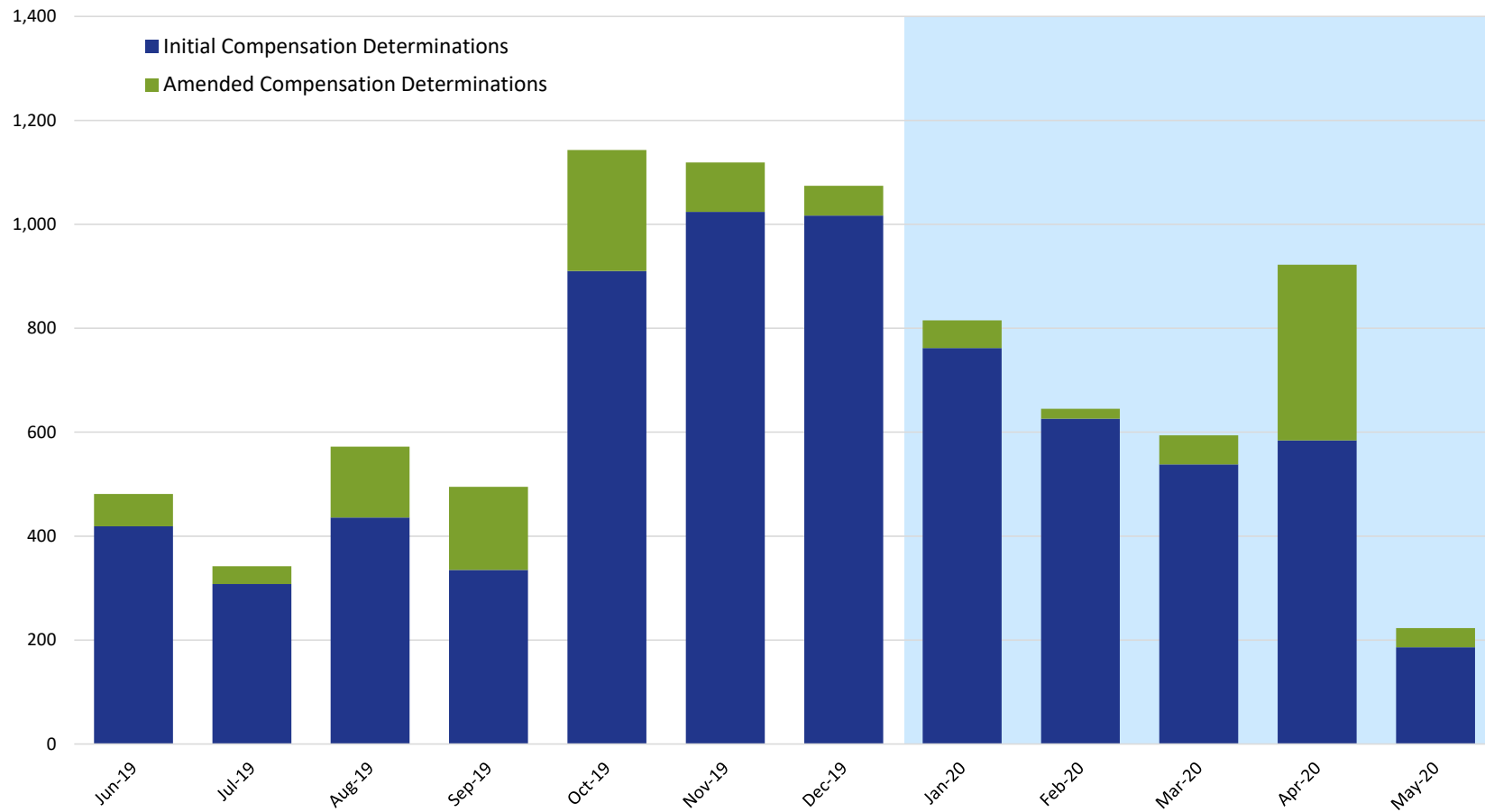
Eligibility



	2019							2020				
	June	Jul	Aug	Sep	Oct	Nov	Dec	Jan	Feb	Mar	Apr	May
Approved Eligibility Determinations	23,446	23,924	24,441	24,921	25,698	26,606	27,620	28,463	29,223	29,812	30,633	31,279
Procedural Denials	3,200	3,200	3,417	3,417	3,490	3,585	4,046	4,297	4,552	4,799	5,488	5,571
Procedural Denials Returned for Review	160	160	164	164	168	170	184	187	189	193	207	209
Substantive Denials	727	741	748	758	784	820	854	891	931	982	1,048	1,215
Substantive Denials Returned for Review	75	77	82	93	147	218	293	368	422	508	584	605

VCF Program Statistics As of May 31, 2020

Compensation Determinations by Month: Initial & Amended



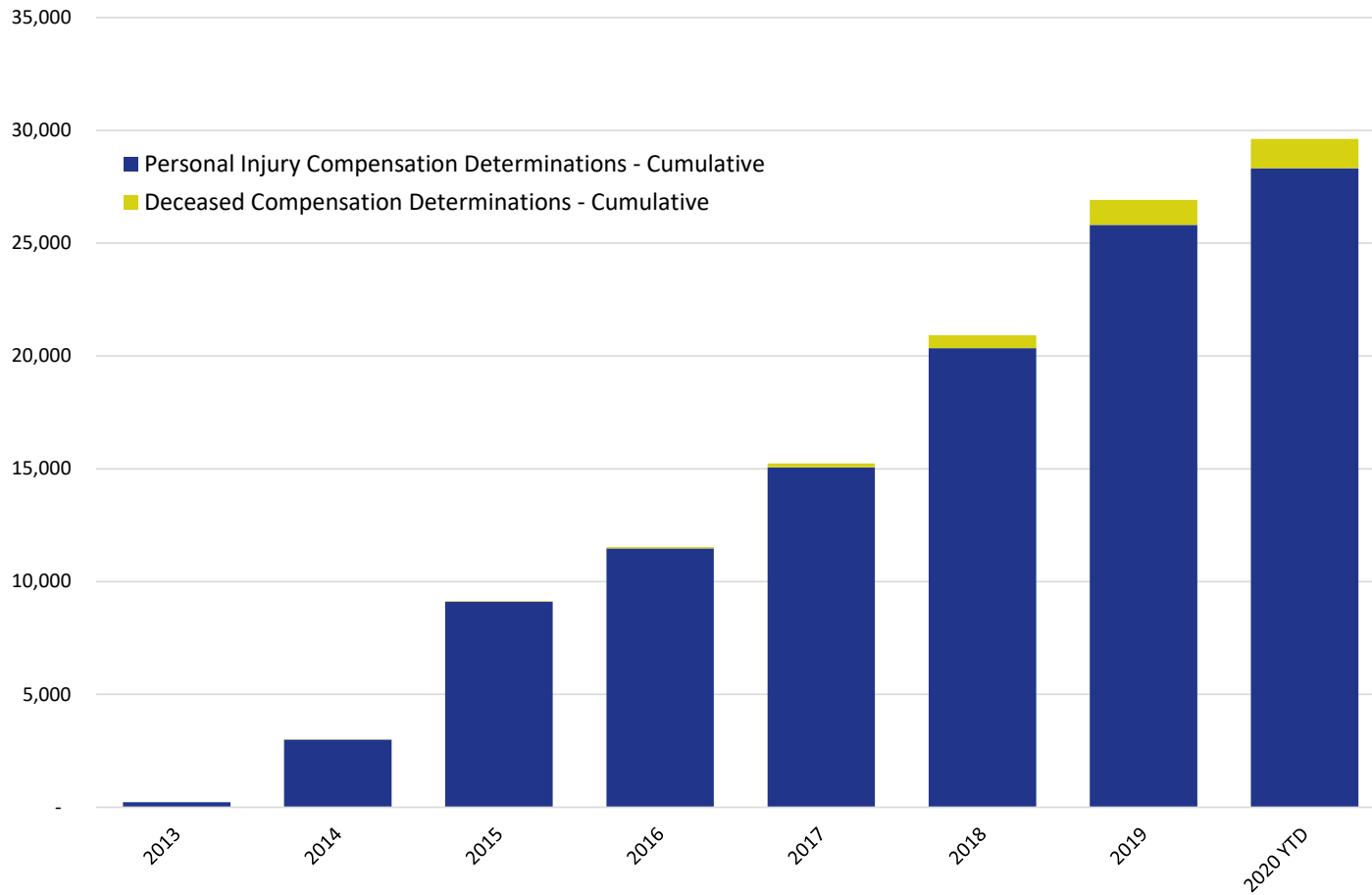
	2019							2020				
	June	Jul	Aug	Sep	Oct	Nov	Dec	Jan	Feb	Mar	Apr	May
Initial Compensation Determinations	419	308	436	335	910	1,024	1,017	762	626	538	584	186
Amended Compensation Determinations	62	34	136	160	233	95	57	53	19	56	338	37

NOTE: This chart includes only those compensation determinations for which the claimant has been notified by the VCF in writing of the amount of their award. Once a claimant is notified, the determination is counted on this chart, but it is reflected in the month in which the award was finalized and deemed ready for final quality checks, not in the month in which the claimant was notified. The VCF process includes a series of quality checks that are completed before a claimant is notified. These quality checks may take several weeks or longer. This means that there are claims for which substantive review has been completed but they are not counted on this chart because the claimant has not yet been notified of the award. This also means that the monthly numbers shown here for prior months will change from one report to the next as claims completed in earlier months finish the quality check process and claimants are notified.

VCF Program Statistics

As of May 31, 2020

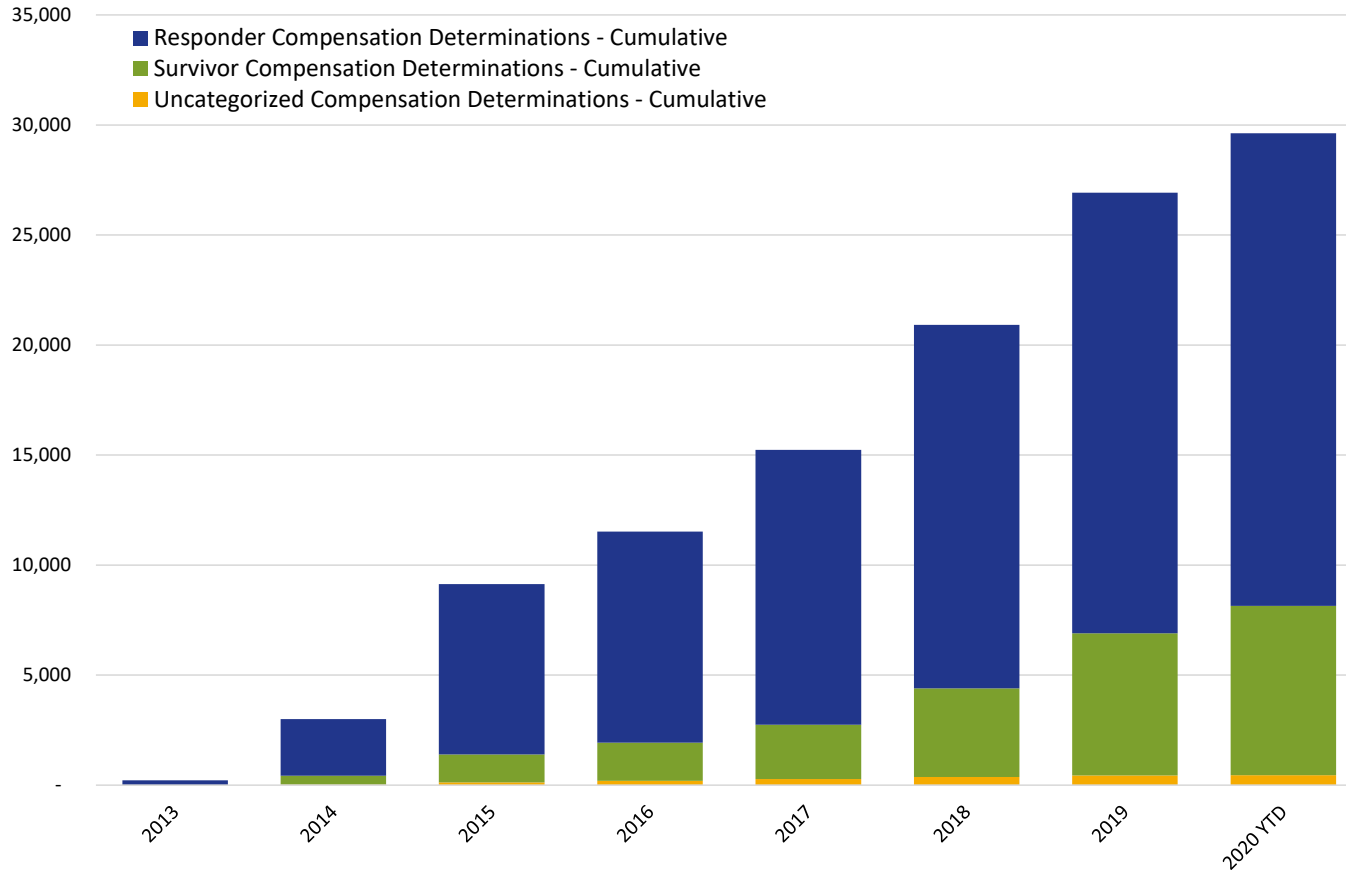
Cumulative Claims with Compensation Determinations Personal Injury & Deceased



	2013	2014	2015	2016	2017	2018	2019	2020 YTD
Personal Injury Compensation Determinations - Cumulative	225	2,999	9,112	11,474	15,064	20,347	25,813	28,325
Deceased Compensation Determinations - Cumulative	-	8	20	53	176	566	1,108	1,292

VCF Program Statistics As of May 31, 2020

Cumulative Claims with Compensation Determinations Responder & Survivor



	2013	2014	2015	2016	2017	2018	2019	2020 YTD
Responder Compensation Determinations - Cumulative	218	2,579	7,739	9,595	12,491	16,512	20,023	21,469
Survivor Compensation Determinations - Cumulative	6	403	1,263	1,740	2,465	4,032	6,458	7,694
Uncategorized Compensation Determinations - Cumulative	1	25	130	192	284	369	440	454