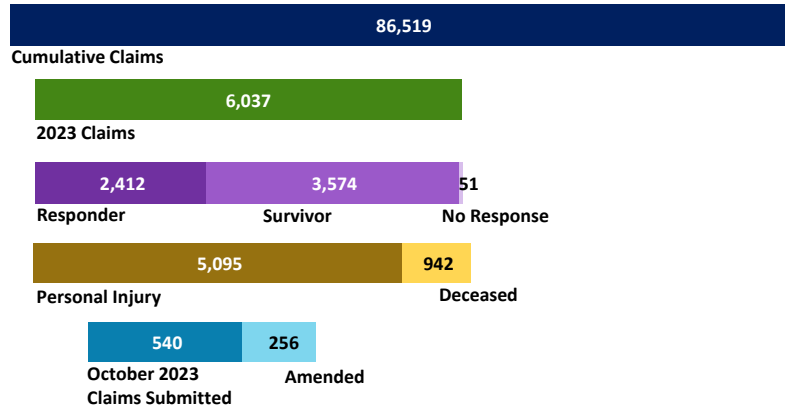


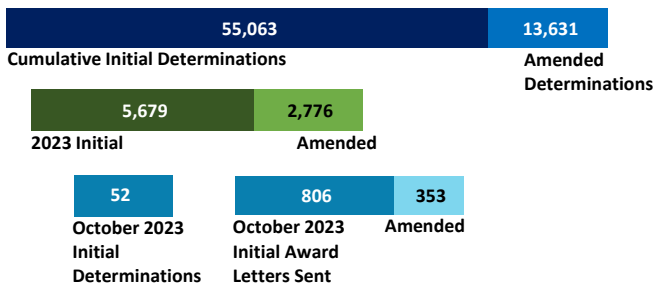
VCF Program Statistics As of October 31, 2023

VCF At-A-Glance


CLAIMS SUBMITTED



DETERMINATIONS RENDERED



DOLLARS AWARDED



Claim Review Timeline*

Claims submitted prior to July 2022 are currently receiving award decisions.

Claims submitted prior to August 2022 are currently in substantive review.

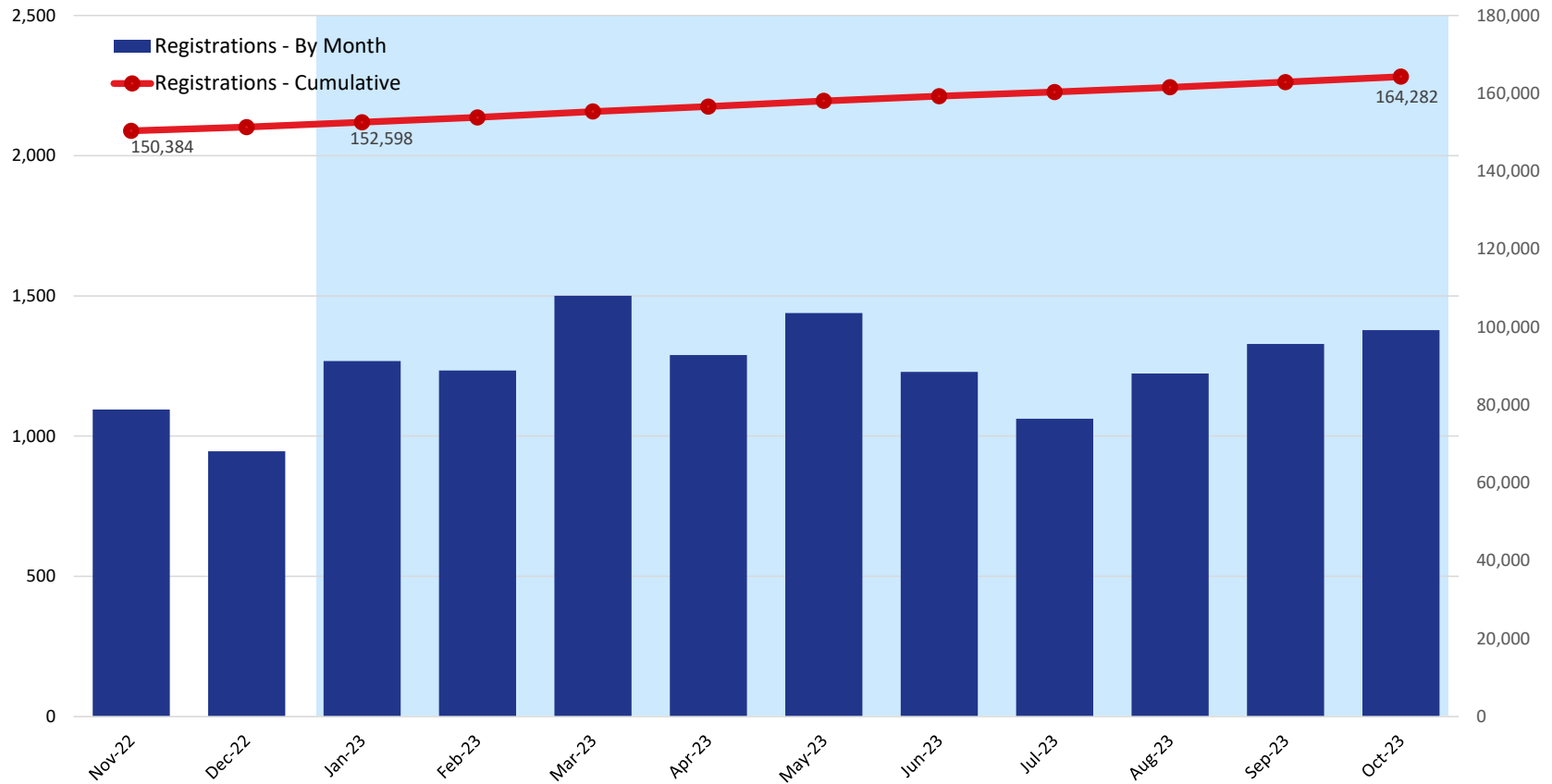
Claims submitted in September - December 2022 will come under substantive review soon.

Claims submitted prior to January 2023 are in preliminary review.

* This timeline applies only to claims that are submitted in good order, meaning they have the required documents the VCF needs in order to determine the claimant's eligibility and calculate the award. Claims that are made inactive or placed on hold because they were not submitted with the required documents take significantly longer to review and are not reflected in this timeline.

VCF Program Statistics As of October 31, 2023

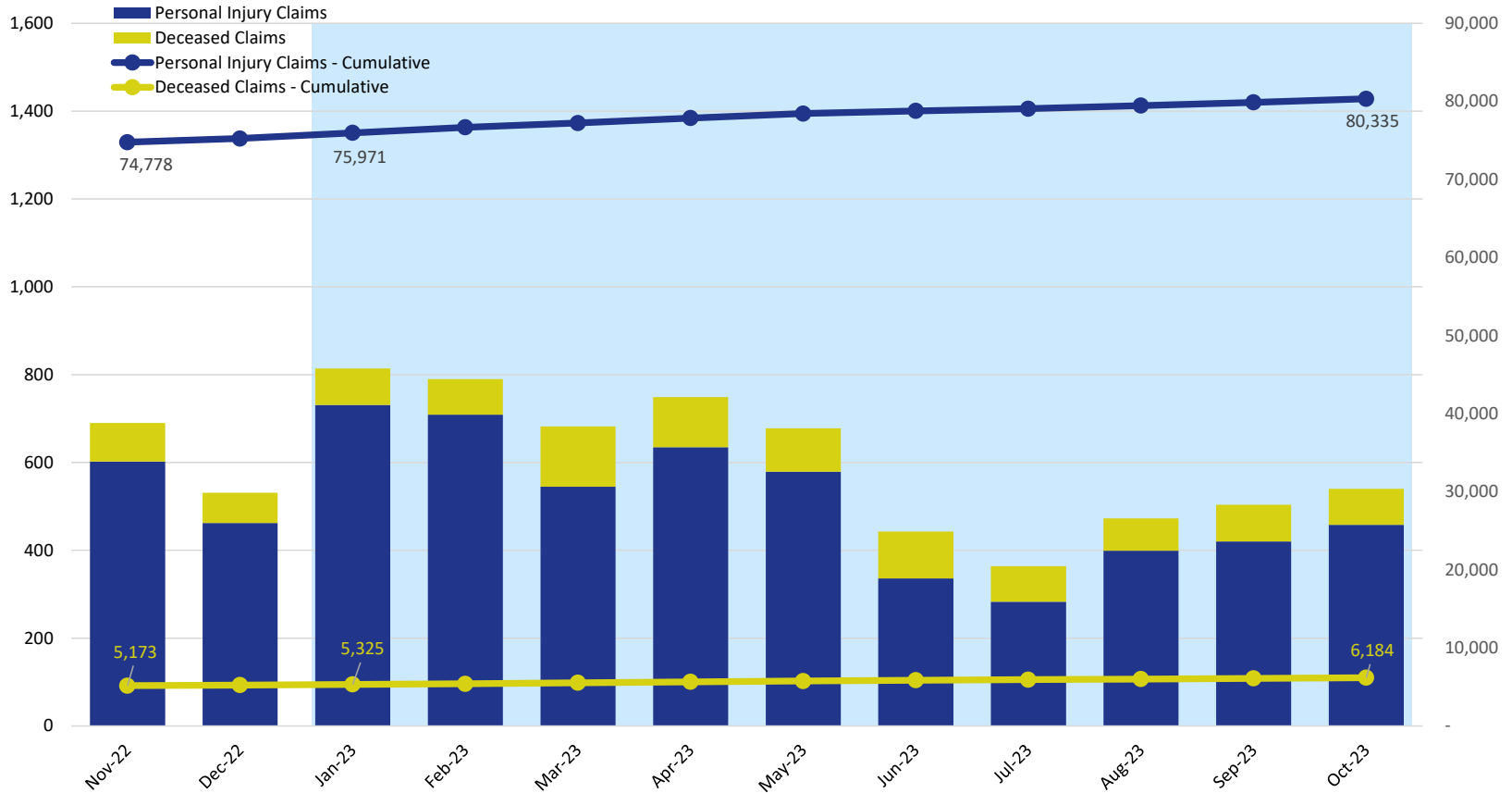
Unique Registrations



	2022		2023									
	Nov	Dec	Jan	Feb	Mar	Apr	May	Jun	Jul	Aug	Sep	Oct
Registrations - By Month	1,095	946	1,268	1,234	1,501	1,289	1,439	1,229	1,062	1,223	1,329	1,378
Registrations - Cumulative	150,384	151,330	152,598	153,832	155,333	156,622	158,061	159,290	160,352	161,575	162,904	164,282

VCF Program Statistics As of October 31, 2023

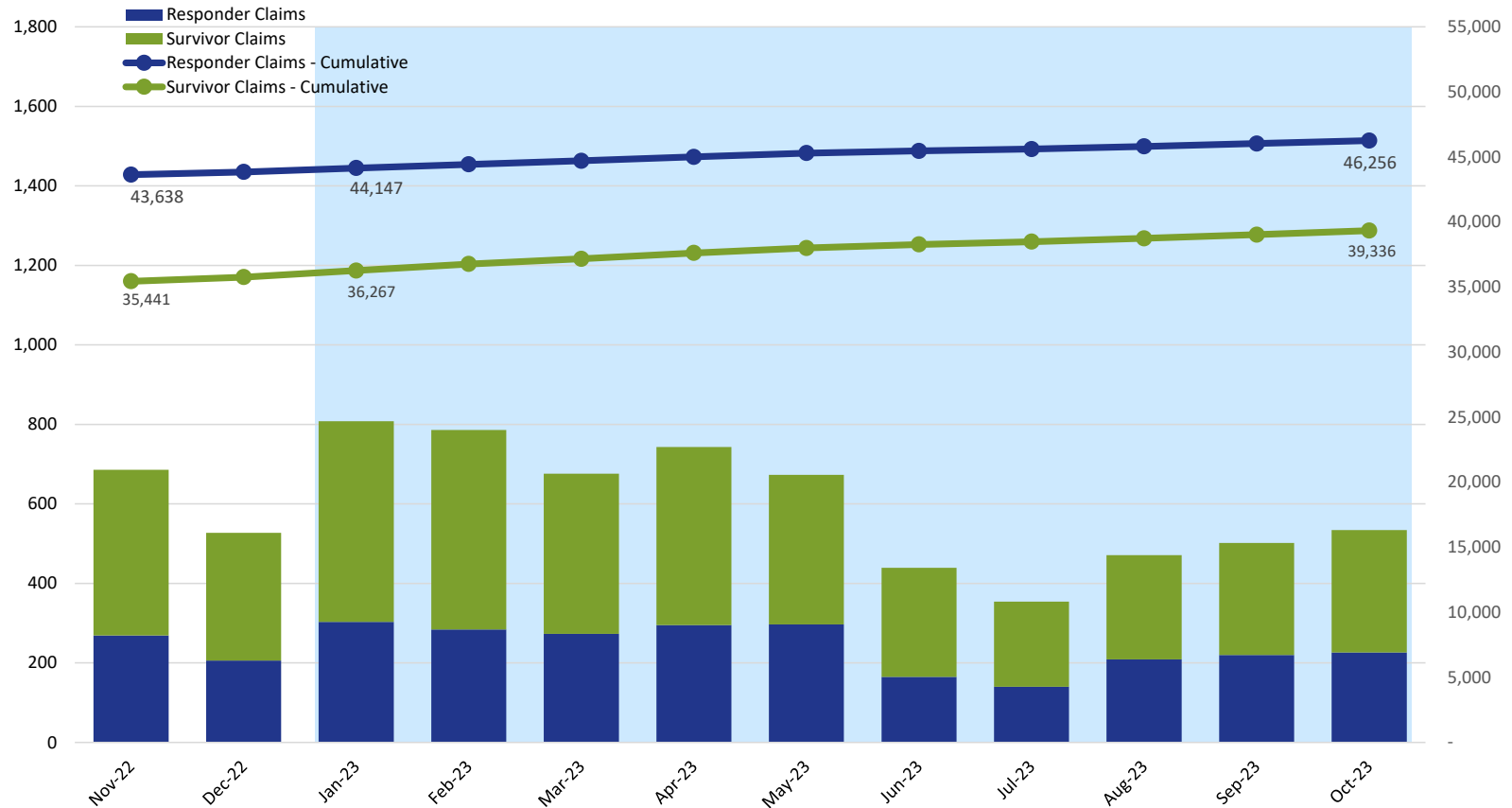
Claims Submitted by Month: Personal Injury & Deceased



	2022		2023									
	Nov	Dec	Jan	Feb	Mar	Apr	May	Jun	Jul	Aug	Sep	Oct
Personal Injury Claims	602	462	731	709	545	635	579	336	283	399	420	458
Deceased Claims	88	69	83	81	137	114	99	107	81	74	84	82
Unknown Claims	-	-	-	-	-	-	-	-	-	-	-	-
Claims - Cumulative	79,951	80,482	81,296	82,086	82,768	83,517	84,195	84,638	85,002	85,475	85,979	86,519

VCF Program Statistics As of October 31, 2023

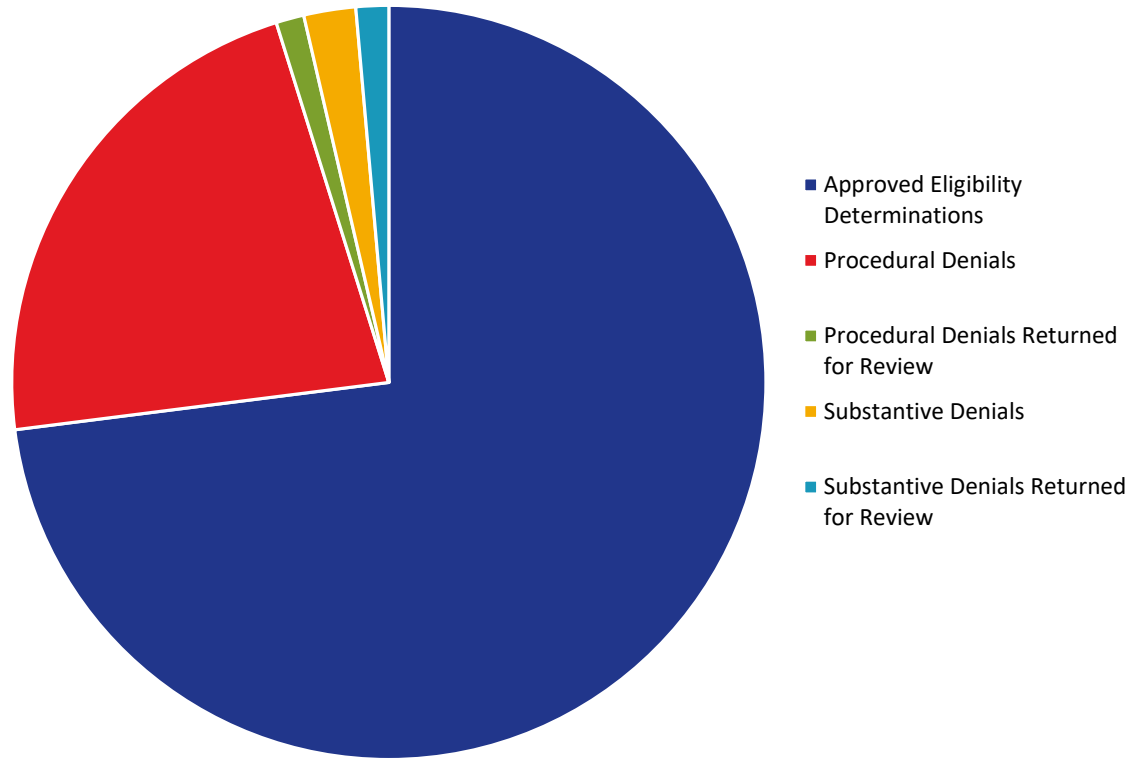
Claims Submitted by Month: Responder & Survivor



	2022		2023									
	Nov	Dec	Jan	Feb	Mar	Apr	May	Jun	Jul	Aug	Sep	Oct
Responder Claims	269	206	303	284	273	295	297	165	140	209	220	226
Survivor Claims	417	321	505	502	403	448	376	274	214	262	282	308
No Response Claims	4	4	6	4	6	6	5	4	10	2	2	6
Claims - Cumulative	79,951	80,482	81,296	82,086	82,768	83,517	84,195	84,638	85,002	85,475	85,979	86,519

VCF Program Statistics As of October 31, 2023

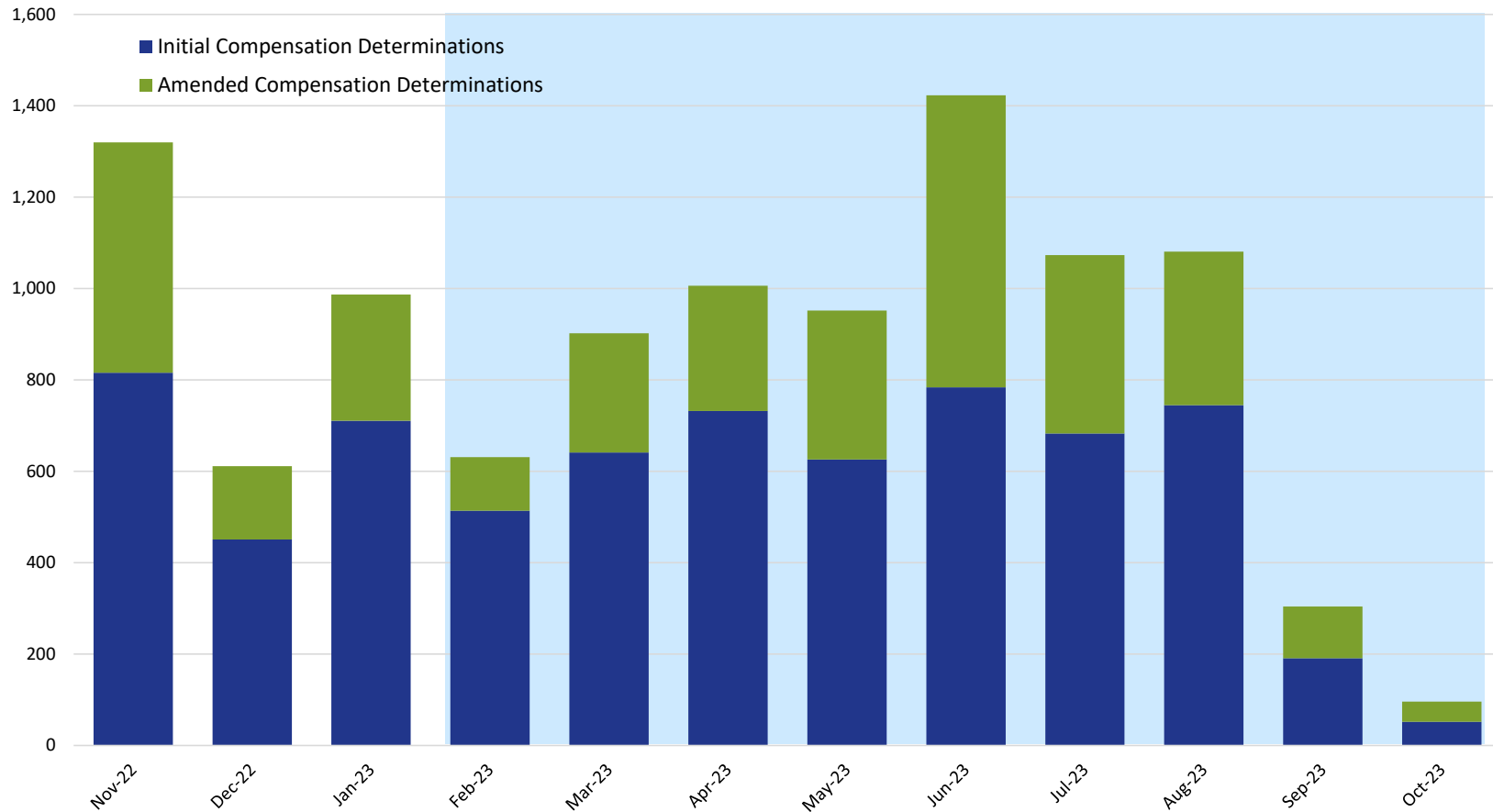
Eligibility



	2022		2023									
	Nov	Dec	Jan	Feb	Mar	Apr	May	Jun	Jul	Aug	Sep	Oct
Approved Eligibility Determinations	50,059	50,466	51,183	51,736	52,368	53,075	53,696	54,517	55,208	56,063	56,839	57,436
Procedural Denials	8,896	9,366	9,759	9,832	10,384	11,030	12,113	14,092	14,767	16,425	16,521	17,450
Procedural Denials Returned for Review	210	232	252	254	284	305	410	652	744	915	920	943
Substantive Denials	1,376	1,386	1,407	1,428	1,462	1,483	1,518	1,543	1,579	1,605	1,614	1,752
Substantive Denials Returned for Review	395	418	460	502	596	651	737	835	913	1,008	1,041	1,103

VCF Program Statistics As of October 31, 2023

Compensation Determinations by Month: Initial & Amended

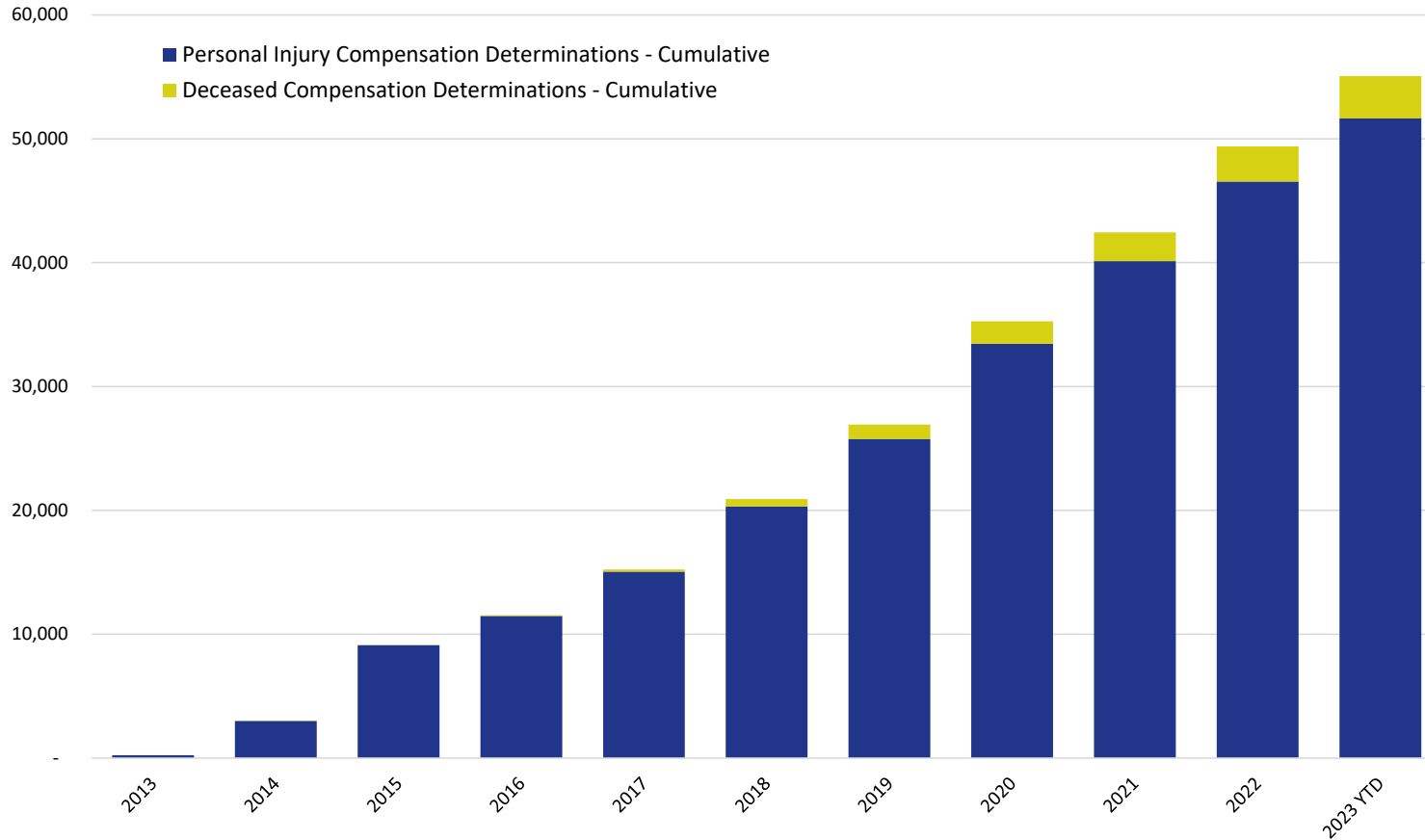


	2022		2023									
	Nov	Dec	Jan	Feb	Mar	Apr	May	Jun	Jul	Aug	Sep	Oct
Initial Compensation Determinations	816	451	711	514	641	732	626	784	683	745	191	52
Amended Compensation Determinations	504	160	276	117	261	274	326	639	390	336	113	44

NOTE: This chart includes only those compensation determinations for which the claimant has been notified by the VCF in writing of the amount of their award. Once a claimant is notified, the determination is counted on this chart, but it is reflected in the month in which the award was finalized and deemed ready for final quality checks, not in the month in which the claimant was notified. The VCF process includes a series of quality checks that are completed before a claimant is notified. These quality checks may take several weeks or longer. This means that there are claims for which substantive review has been completed but they are not counted on this chart because the claimant has not yet been notified of the award. This also means that the monthly numbers shown here for prior months will change from one report to the next as claims completed in earlier months finish the quality check process and claimants are notified.

VCF Program Statistics As of October 31, 2023

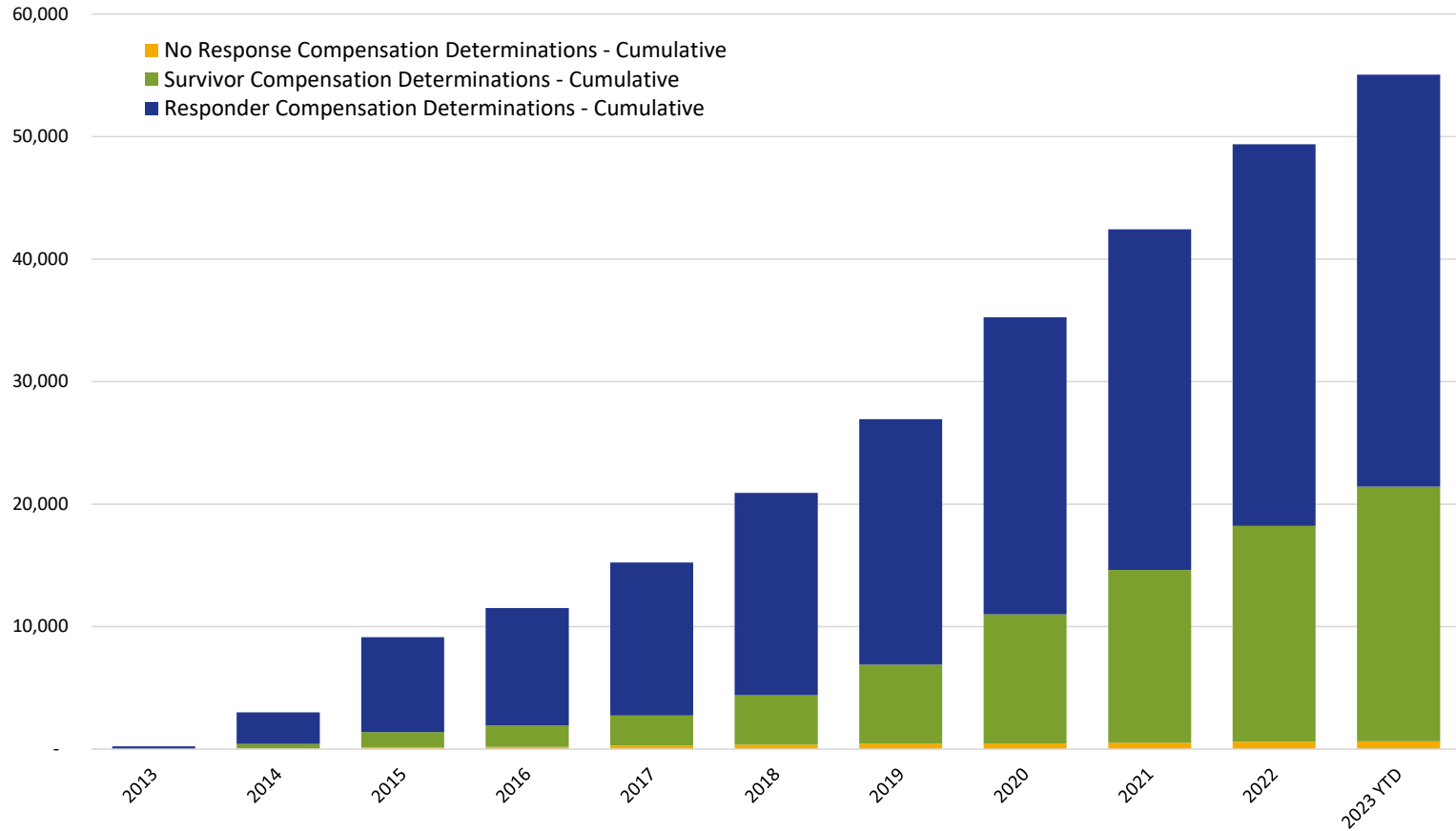
Cumulative Claims with Compensation Determinations Personal Injury & Deceased



	2013	2014	2015	2016	2017	2018	2019	2020	2021	2022	2023 YTD
Personal Injury Compensation Determinations - Cumulative	225	2,998	9,110	11,472	15,056	20,317	25,772	33,452	40,127	46,560	51,644
Deceased Compensation Determinations - Cumulative	-	8	20	54	183	595	1,161	1,812	2,315	2,824	3,419

VCF Program Statistics As of October 31, 2023

Cumulative Claims with Compensation Determinations Responder & Survivor



	2013	2014	2015	2016	2017	2018	2019	2020	2021	2022	2023 YTD
Responder Compensation Determinations - Cumulative	218	2,579	7,738	9,594	12,490	16,511	20,031	24,268	27,826	31,170	33,635
Survivor Compensation Determinations - Cumulative	6	402	1,262	1,739	2,464	4,031	6,460	10,523	14,090	17,621	20,777
No Response Compensation Determinations - Cumulative	1	25	130	193	285	370	442	473	526	593	651