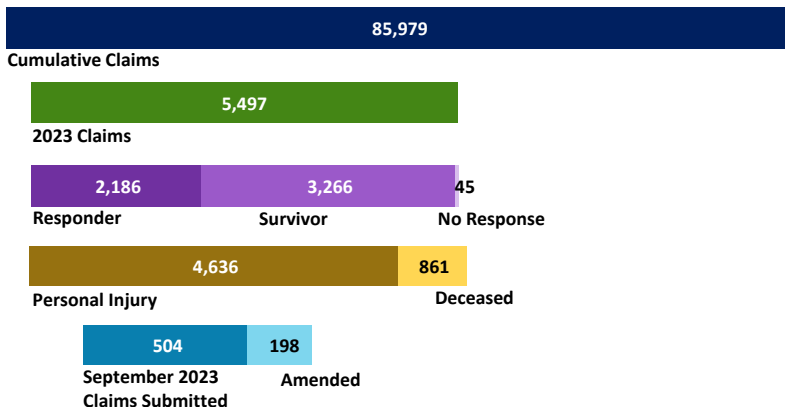


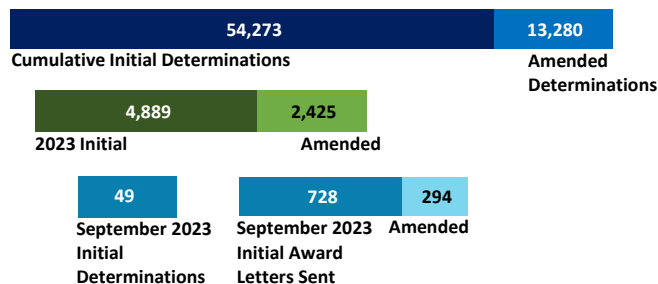
VCF Program Statistics As of September 30, 2023

VCF At-A-Glance


CLAIMS SUBMITTED



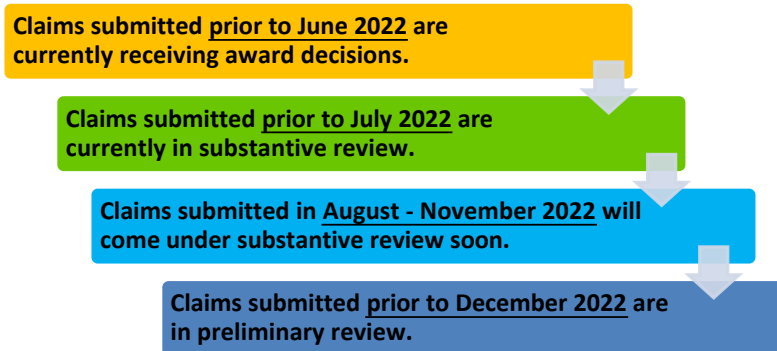
DETERMINATIONS RENDERED



DOLLARS AWARDED



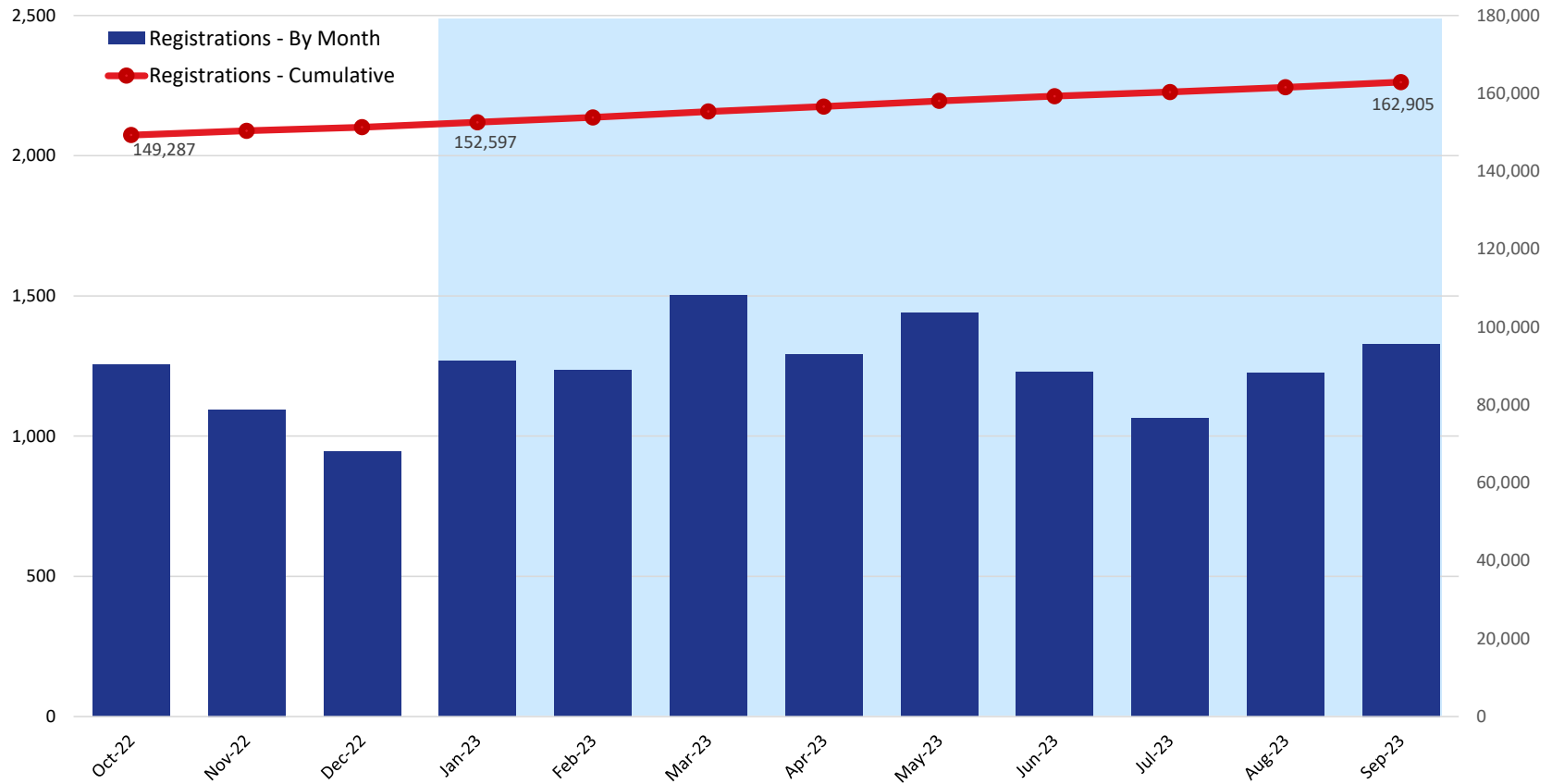
Claim Review Timeline*



* This timeline applies only to claims that are submitted in good order, meaning they have the required documents the VCF needs in order to determine the claimant's eligibility and calculate the award. Claims that are made inactive or placed on hold because they were not submitted with the required documents take significantly longer to review and are not reflected in this timeline.

VCF Program Statistics As of September 30, 2023

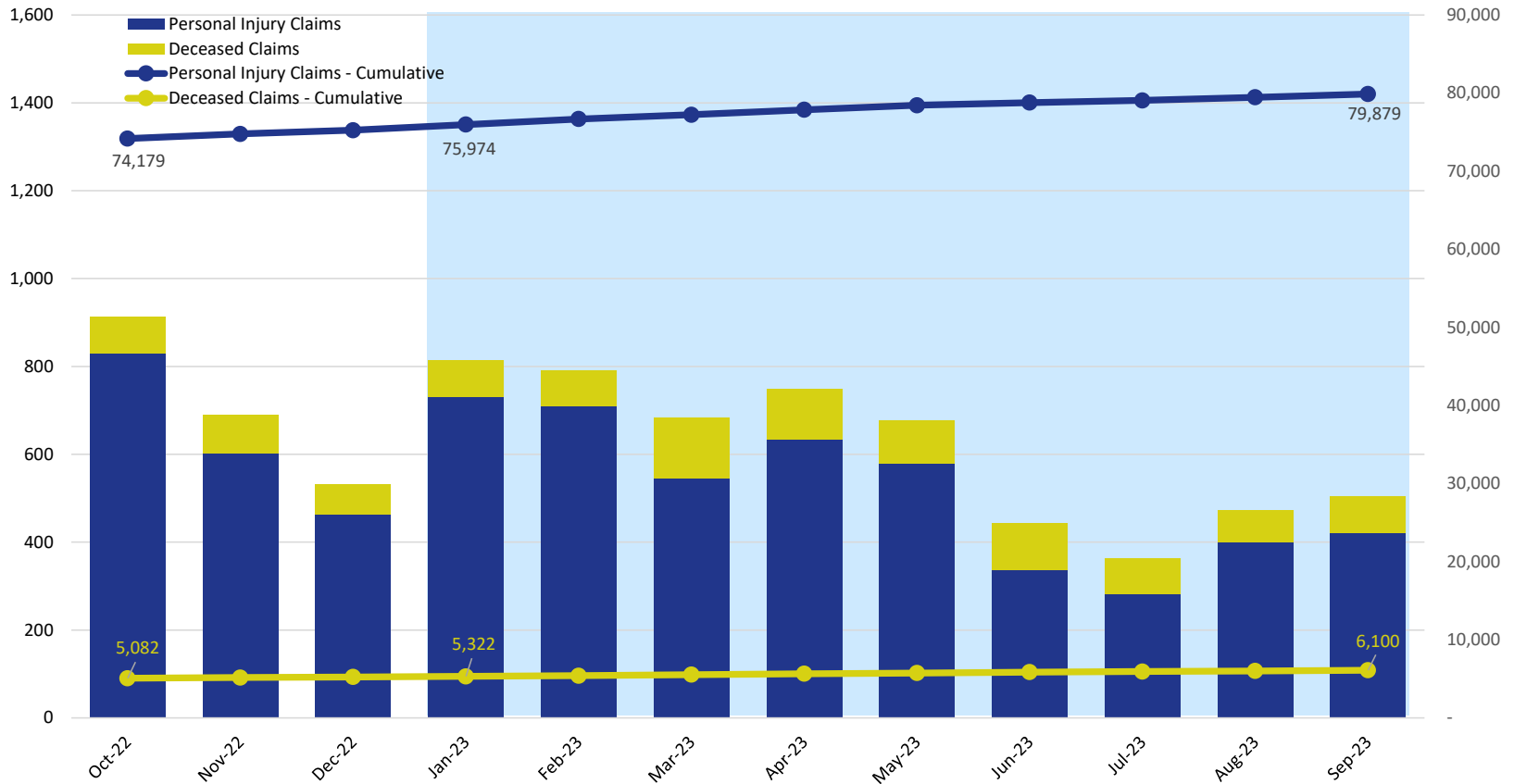
Unique Registrations



	2022			2023								
	Oct	Nov	Dec	Jan	Feb	Mar	Apr	May	Jun	Jul	Aug	Sep
Registrations - By Month	1,255	1,095	946	1,269	1,234	1,501	1,290	1,439	1,229	1,062	1,224	1,329
Registrations - Cumulative	149,287	150,382	151,328	152,597	153,831	155,332	156,622	158,061	159,290	160,352	161,576	162,905

VCF Program Statistics As of September 30, 2023

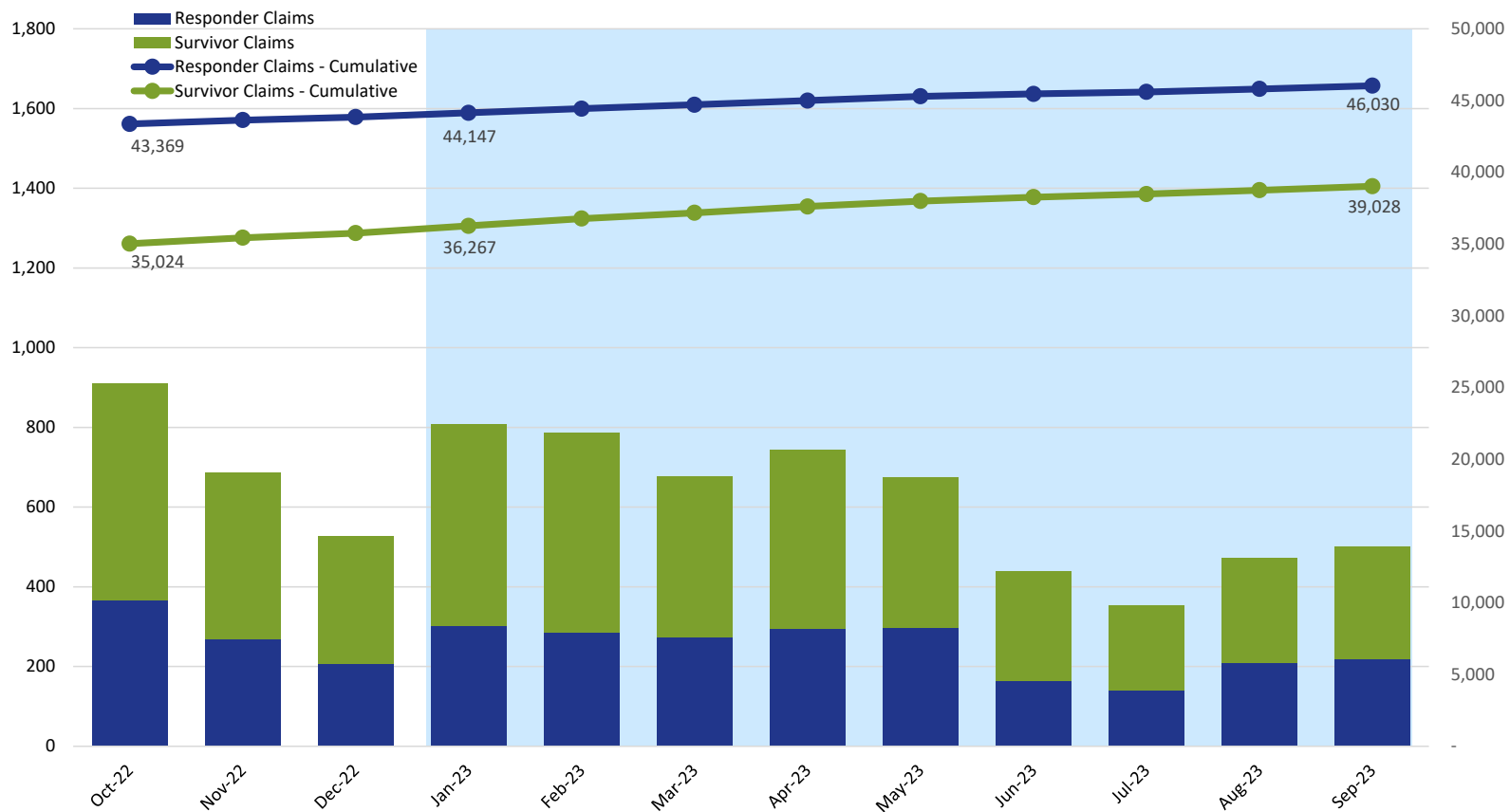
Claims Submitted by Month: Personal Injury & Deceased



	2022			2023								
	Oct	Nov	Dec	Jan	Feb	Mar	Apr	May	Jun	Jul	Aug	Sep
Personal Injury Claims	830	602	462	731	709	545	635	579	336	282	399	420
Deceased Claims	83	88	69	83	81	137	114	99	107	82	74	84
Unknown Claims	-	-	-	-	-	-	-	-	-	-	-	-
Claims - Cumulative	79,261	79,951	80,482	81,296	82,086	82,768	83,517	84,195	84,638	85,002	85,475	85,979

VCF Program Statistics As of September 30, 2023

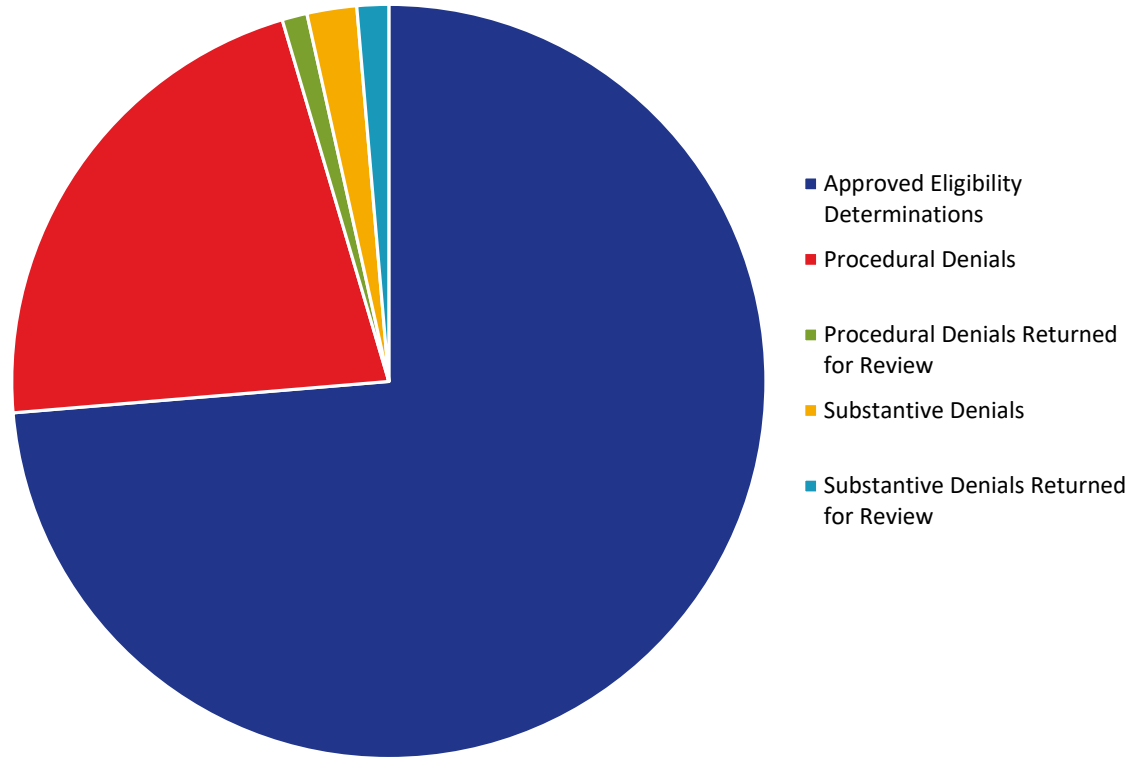
Claims Submitted by Month: Responder & Survivor



	2022			2023								
	Oct	Nov	Dec	Jan	Feb	Mar	Apr	May	Jun	Jul	Aug	Sep
Responder Claims	365	269	206	303	284	273	295	297	165	140	209	220
Survivor Claims	545	417	321	505	502	403	448	376	274	214	262	282
No Response Claims	3	4	4	6	4	6	6	5	4	10	2	2
Claims - Cumulative	79,261	79,951	80,482	81,296	82,086	82,768	83,517	84,195	84,638	85,002	85,475	85,979

VCF Program Statistics As of September 30, 2023

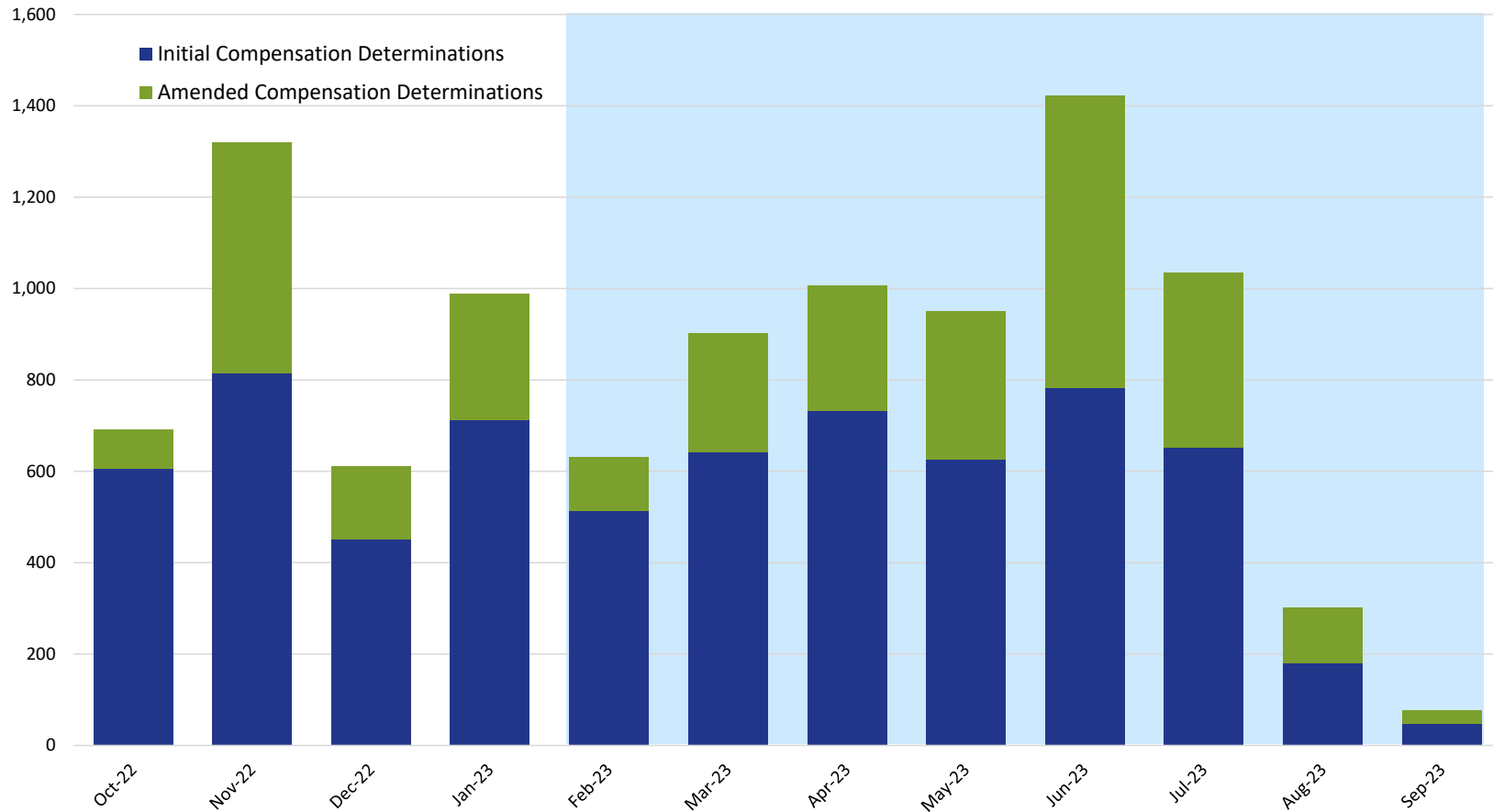
Eligibility



	2022			2023								
	Oct	Nov	Dec	Jan	Feb	Mar	Apr	May	Jun	Jul	Aug	Sep
Approved Eligibility Determinations	49,249	50,059	50,466	51,183	51,736	52,368	53,075	53,696	54,517	55,208	56,063	56,839
Procedural Denials	8,365	8,941	9,429	9,829	9,907	10,472	11,124	12,243	14,287	14,982	16,691	16,791
Procedural Denials Returned for Review	190	210	227	246	249	276	295	398	633	706	827	828
Substantive Denials	1,348	1,377	1,387	1,408	1,430	1,463	1,484	1,519	1,547	1,583	1,606	1,644
Substantive Denials Returned for Review	382	410	434	477	518	615	673	762	860	940	1,045	1,049

VCF Program Statistics As of September 30, 2023

Compensation Determinations by Month: Initial & Amended

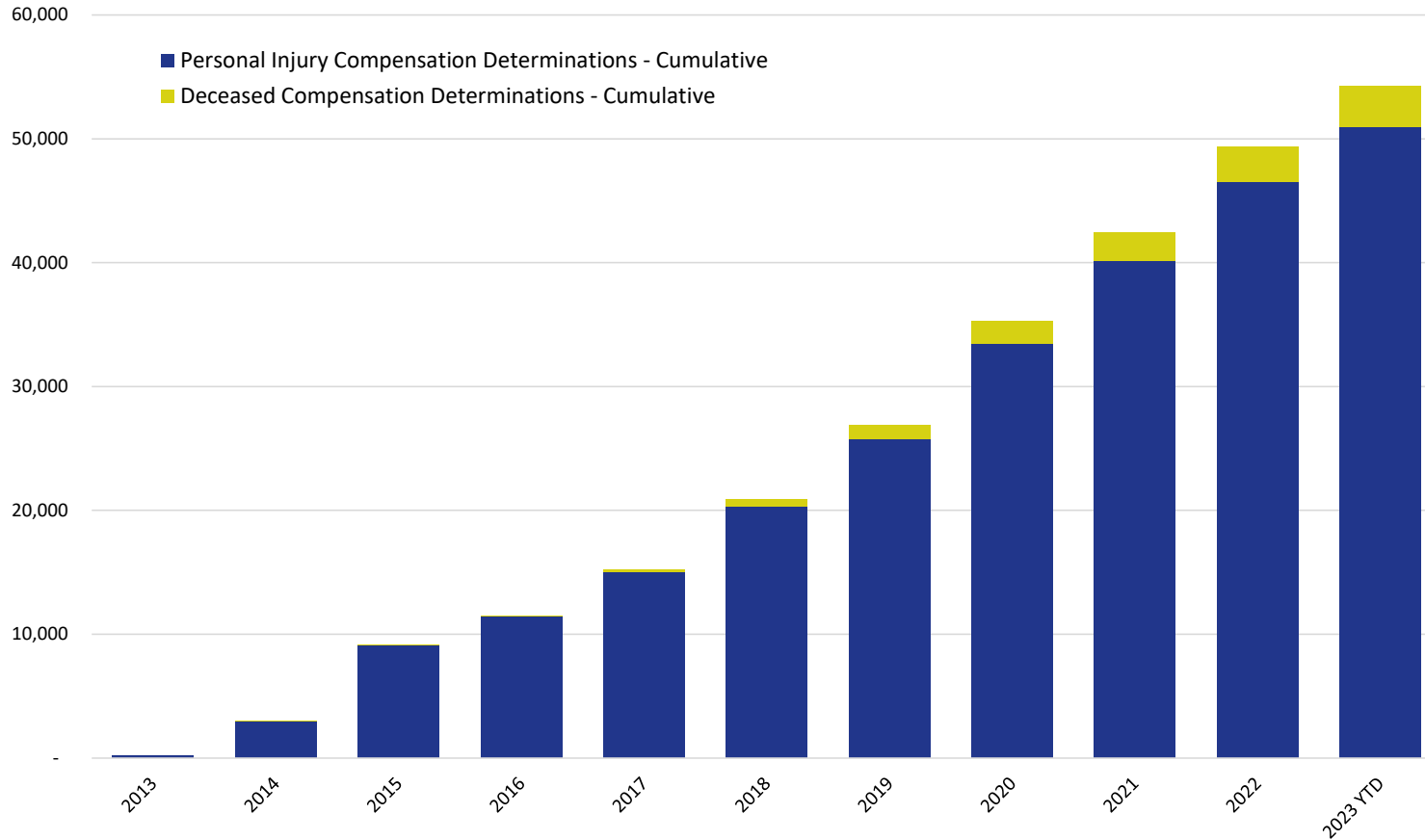


	2022			2023								
	Oct	Nov	Dec	Jan	Feb	Mar	Apr	May	Jun	Jul	Aug	Sep
Initial Compensation Determinations	607	816	451	712	514	641	732	626	783	653	179	49
Amended Compensation Determinations	85	504	160	276	117	261	274	325	640	382	122	28

NOTE: This chart includes only those compensation determinations for which the claimant has been notified by the VCF in writing of the amount of their award. Once a claimant is notified, the determination is counted on this chart, but it is reflected in the month in which the award was finalized and deemed ready for final quality checks, not in the month in which the claimant was notified. The VCF process includes a series of quality checks that are completed before a claimant is notified. These quality checks may take several weeks or longer. This means that there are claims for which substantive review has been completed but they are not counted on this chart because the claimant has not yet been notified of the award. This also means that the monthly numbers shown here for prior months will change from one report to the next as claims completed in earlier months finish the quality check process and claimants are notified.

VCF Program Statistics As of September 30, 2023

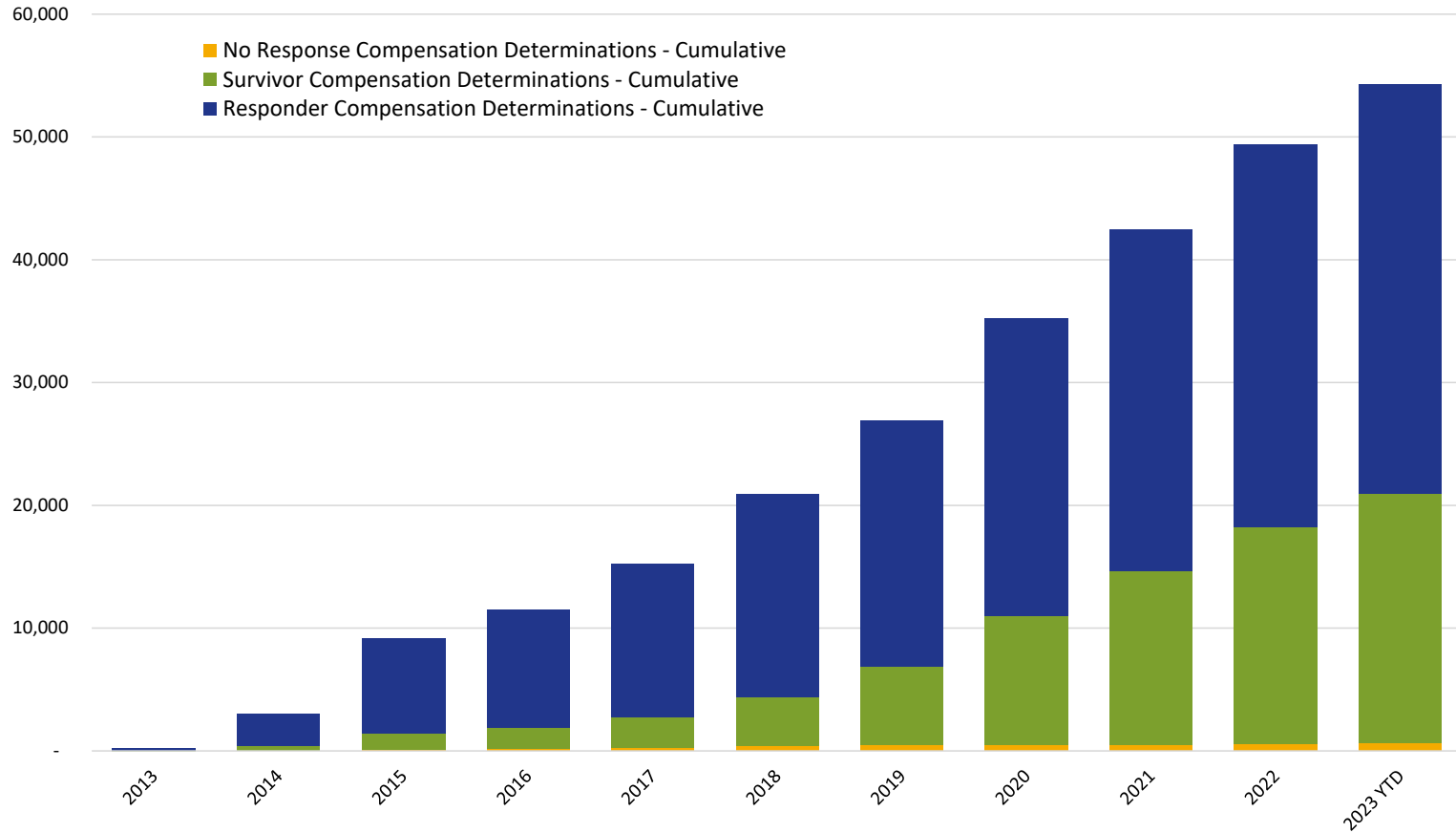
Cumulative Claims with Compensation Determinations Personal Injury & Deceased



	2013	2014	2015	2016	2017	2018	2019	2020	2021	2022	2023 YTD
Personal Injury Compensation Determinations - Cumulative	225	2,998	9,110	11,472	15,056	20,317	25,772	33,452	40,127	46,560	50,911
Deceased Compensation Determinations - Cumulative	-	8	20	54	183	595	1,161	1,812	2,315	2,824	3,362

VCF Program Statistics As of September 30, 2023

Cumulative Claims with Compensation Determinations Responder & Survivor



	2013	2014	2015	2016	2017	2018	2019	2020	2021	2022	2023 YTD
Responder Compensation Determinations - Cumulative	218	2,579	7,738	9,594	12,490	16,511	20,031	24,268	27,826	31,170	33,324
Survivor Compensation Determinations - Cumulative	6	402	1,262	1,739	2,464	4,031	6,460	10,523	14,090	17,621	20,307
No Response Compensation Determinations - Cumulative	1	25	130	193	285	370	442	473	526	593	642