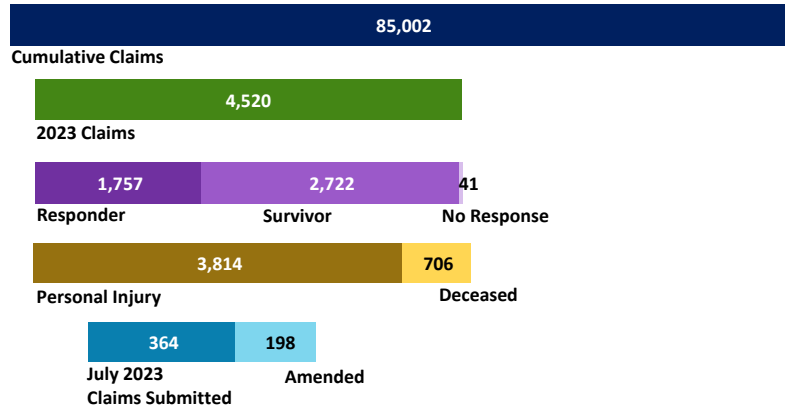


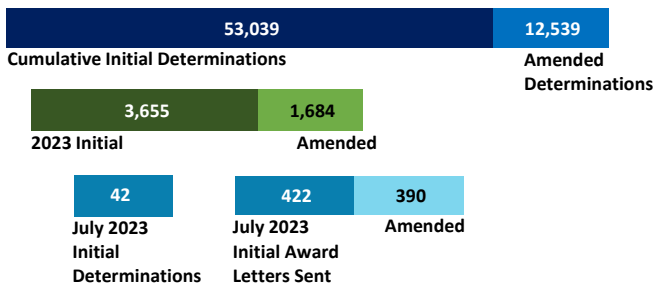
VCF Program Statistics As of July 31, 2023

VCF At-A-Glance


CLAIMS SUBMITTED



DETERMINATIONS RENDERED



DOLLARS AWARDED



Claim Review Timeline*

Claims submitted prior to April 2022 are currently receiving award decisions.

Claims submitted prior to May 2022 are currently in substantive review.

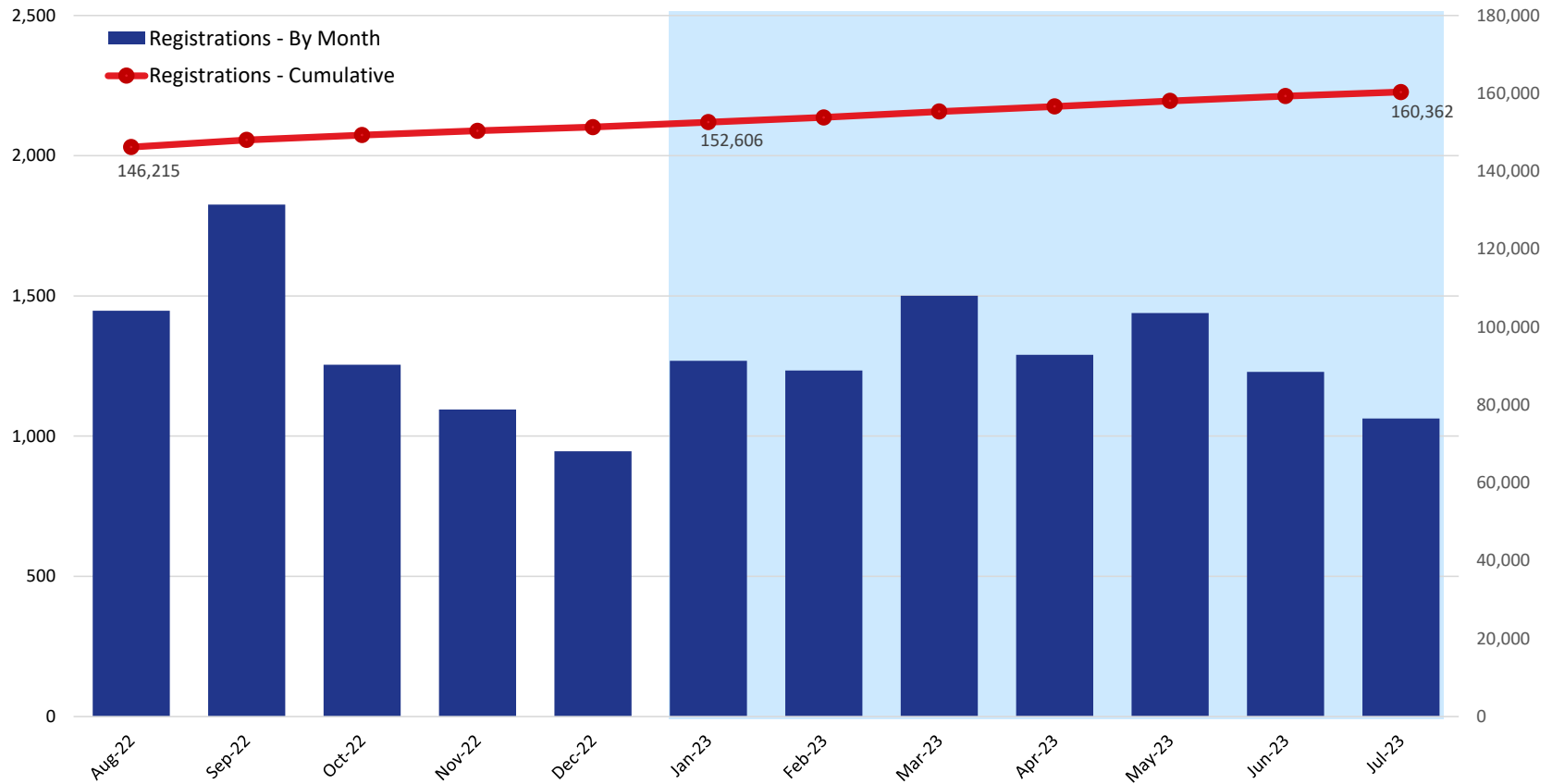
Claims submitted in June - September 2022 will come under substantive review soon.

Claims submitted prior to October 2022 are in preliminary review.

* This timeline applies only to claims that are submitted in good order, meaning they have the required documents the VCF needs in order to determine the claimant's eligibility and calculate the award. Claims that are made inactive or placed on hold because they were not submitted with the required documents take significantly longer to review and are not reflected in this timeline.

VCF Program Statistics As of July 31, 2023

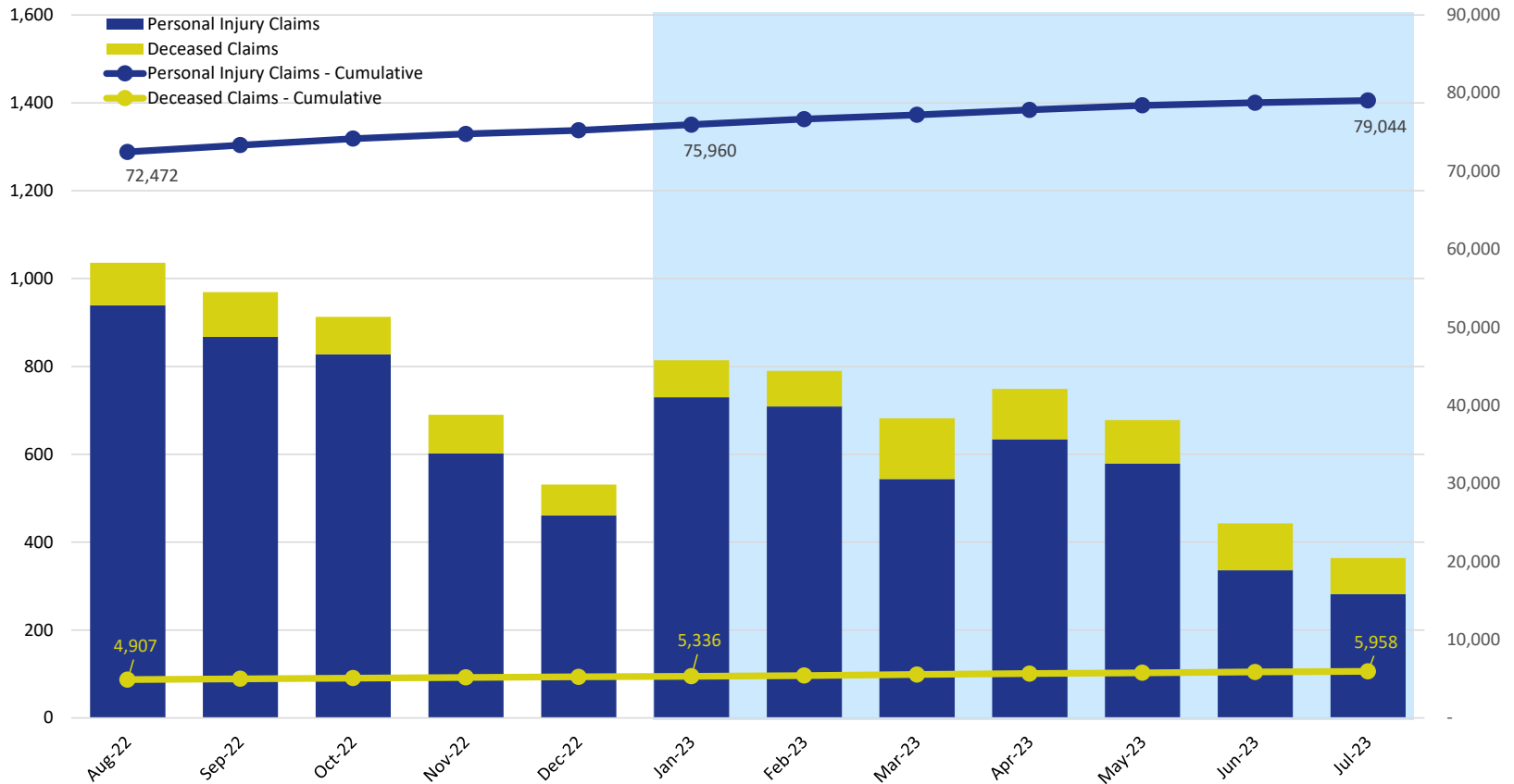
Unique Registrations



	2022					2023						
	Aug	Sep	Oct	Nov	Dec	Jan	Feb	Mar	Apr	May	Jun	Jul
Registrations - By Month	1,447	1,826	1,255	1,095	946	1,269	1,234	1,501	1,290	1,439	1,229	1,063
Registrations - Cumulative	146,215	148,041	149,296	150,391	151,337	152,606	153,840	155,341	156,631	158,070	159,299	160,362

VCF Program Statistics As of July 31, 2023

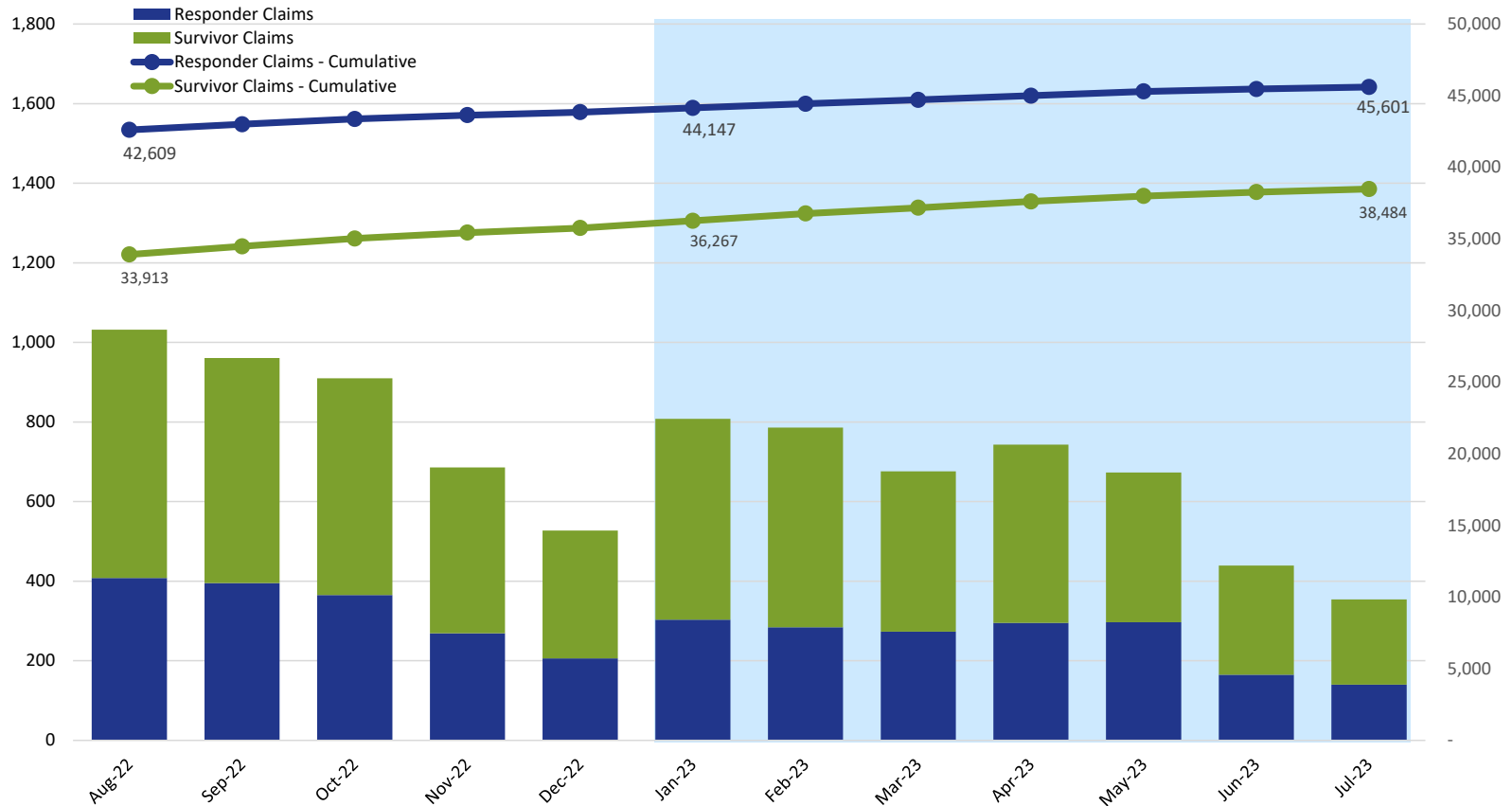
Claims Submitted by Month: Personal Injury & Deceased



	2022					2023						
	Aug	Sep	Oct	Nov	Dec	Jan	Feb	Mar	Apr	May	Jun	Jul
Personal Injury Claims	939	867	828	602	461	730	709	544	634	579	336	282
Deceased Claims	97	102	85	88	70	84	81	138	115	99	107	82
Unknown Claims	-	-	-	-	-	-	-	-	-	-	-	-
Claims - Cumulative	77,379	78,348	79,261	79,951	80,482	81,296	82,086	82,768	83,517	84,195	84,638	85,002

VCF Program Statistics As of July 31, 2023

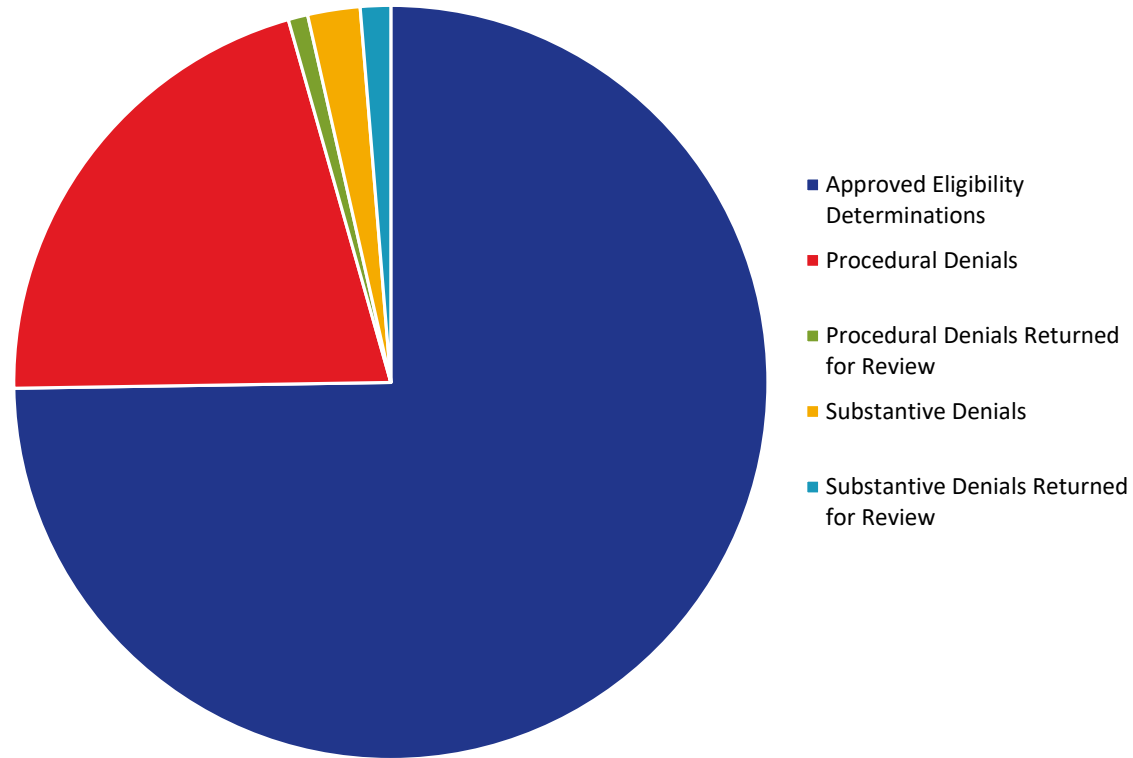
Claims Submitted by Month: Responder & Survivor



	2022					2023						
	Aug	Sep	Oct	Nov	Dec	Jan	Feb	Mar	Apr	May	Jun	Jul
Responder Claims	408	395	365	269	206	303	284	273	295	297	165	140
Survivor Claims	624	566	545	417	321	505	502	403	448	376	274	214
No Response Claims	4	8	3	4	4	6	4	6	6	5	4	10
Claims - Cumulative	77,379	78,348	79,261	79,951	80,482	81,296	82,086	82,768	83,517	84,195	84,638	85,002

VCF Program Statistics As of July 31, 2023

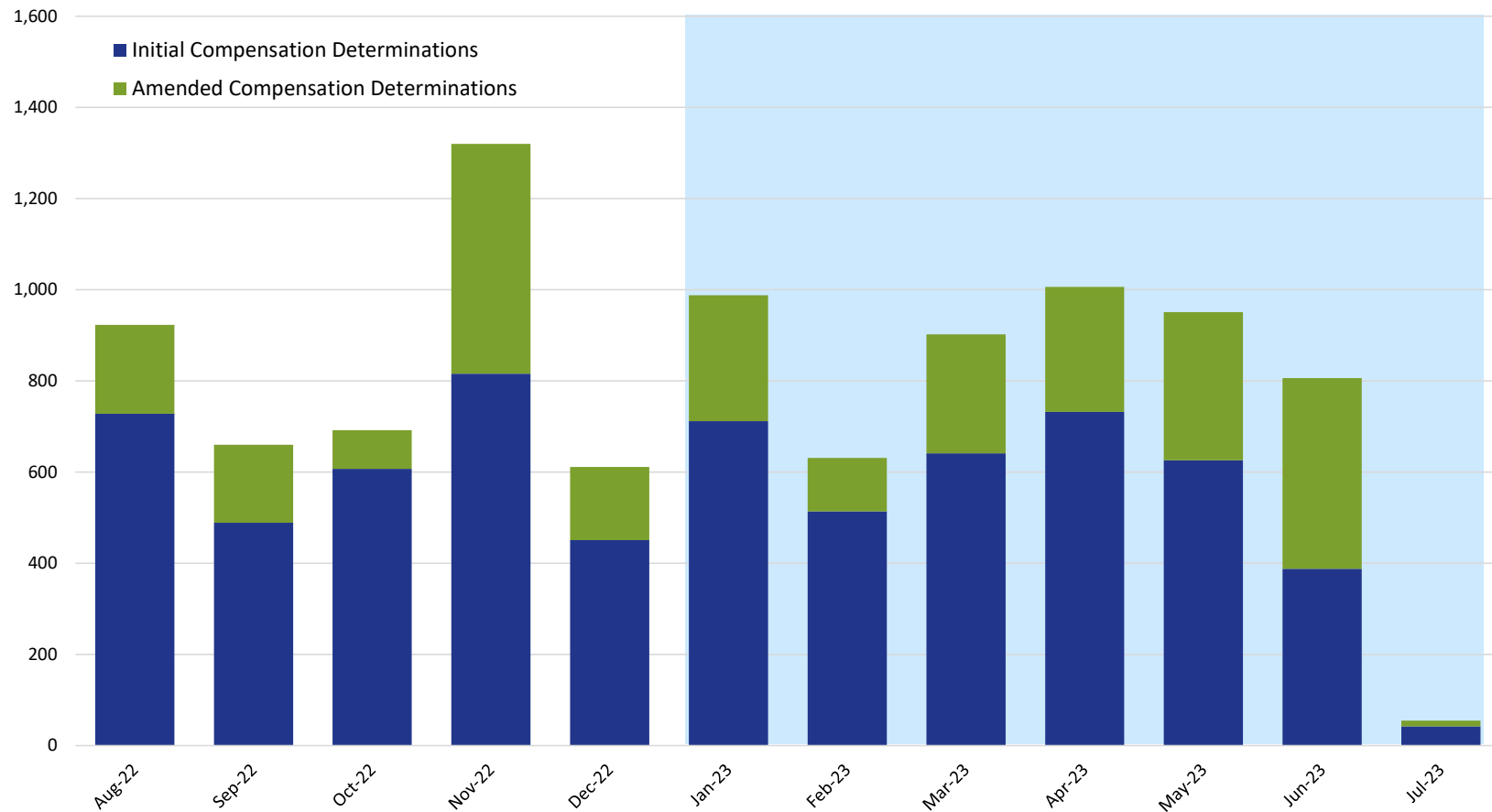
Eligibility



	2022					2023						
	Aug	Sep	Oct	Nov	Dec	Jan	Feb	Mar	Apr	May	Jun	Jul
Approved Eligibility Determinations	48,045	48,594	49,250	50,060	50,467	51,184	51,737	52,369	53,076	53,697	54,519	55,211
Procedural Denials	7,969	8,042	8,438	9,024	9,525	9,939	10,022	10,611	11,272	12,457	14,662	15,408
Procedural Denials Returned for Review	206	208	214	235	268	293	298	316	335	442	595	619
Substantive Denials	1,321	1,332	1,362	1,391	1,403	1,424	1,448	1,483	1,506	1,542	1,570	1,659
Substantive Denials Returned for Review	352	372	406	436	461	510	552	659	724	822	928	960

VCF Program Statistics As of July 31, 2023

Compensation Determinations by Month: Initial & Amended

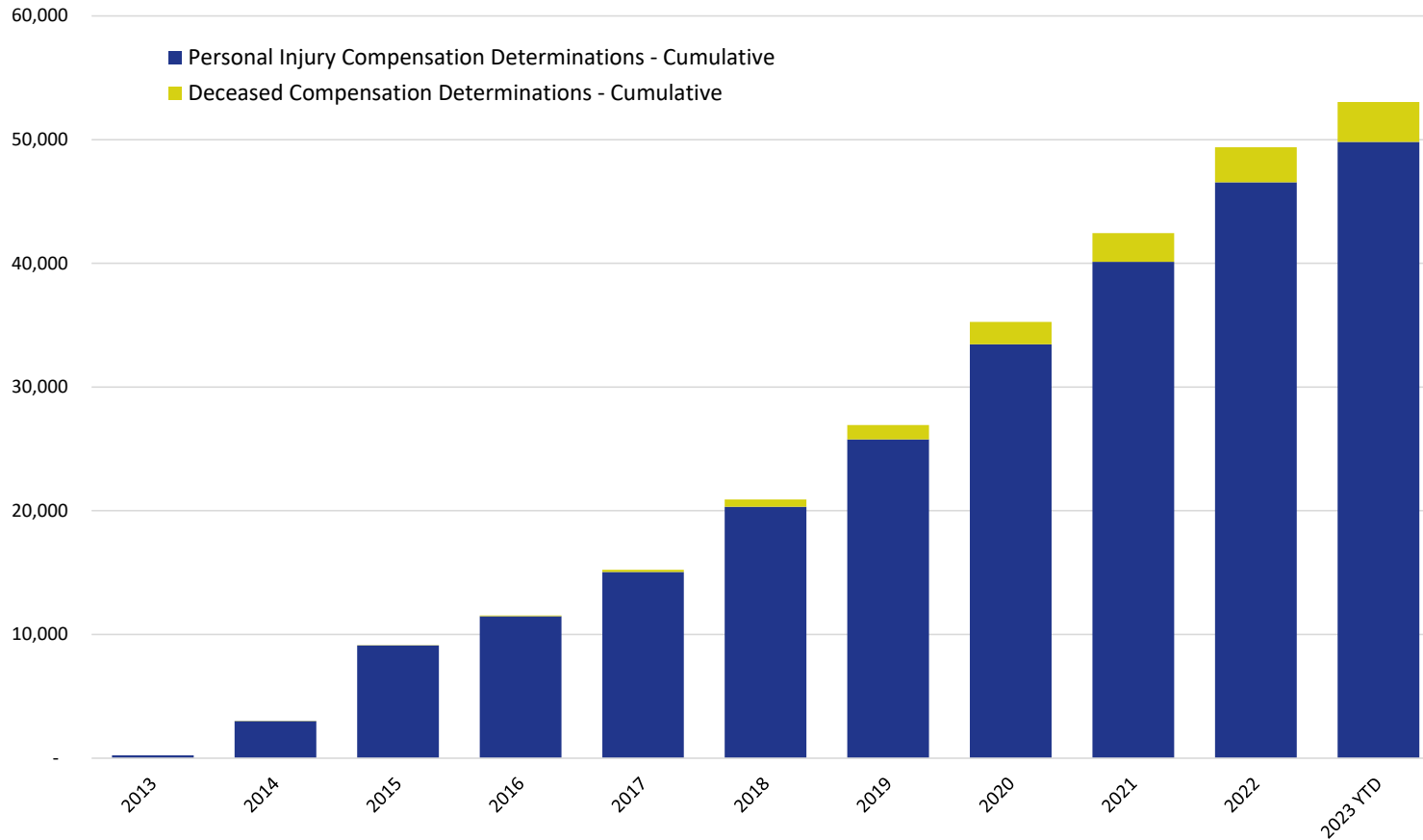


	2022					2023						
	Aug	Sep	Oct	Nov	Dec	Jan	Feb	Mar	Apr	May	Jun	Jul
Initial Compensation Determinations	728	489	607	816	451	712	514	641	732	626	388	42
Amended Compensation Determinations	195	171	85	504	160	276	117	261	274	325	418	13

NOTE: This chart includes only those compensation determinations for which the claimant has been notified by the VCF in writing of the amount of their award. Once a claimant is notified, the determination is counted on this chart, but it is reflected in the month in which the award was finalized and deemed ready for final quality checks, not in the month in which the claimant was notified. The VCF process includes a series of quality checks that are completed before a claimant is notified. These quality checks may take several weeks or longer. This means that there are claims for which substantive review has been completed but they are not counted on this chart because the claimant has not yet been notified of the award. This also means that the monthly numbers shown here for prior months will change from one report to the next as claims completed in earlier months finish the quality check process and claimants are notified.

VCF Program Statistics As of July 31, 2023

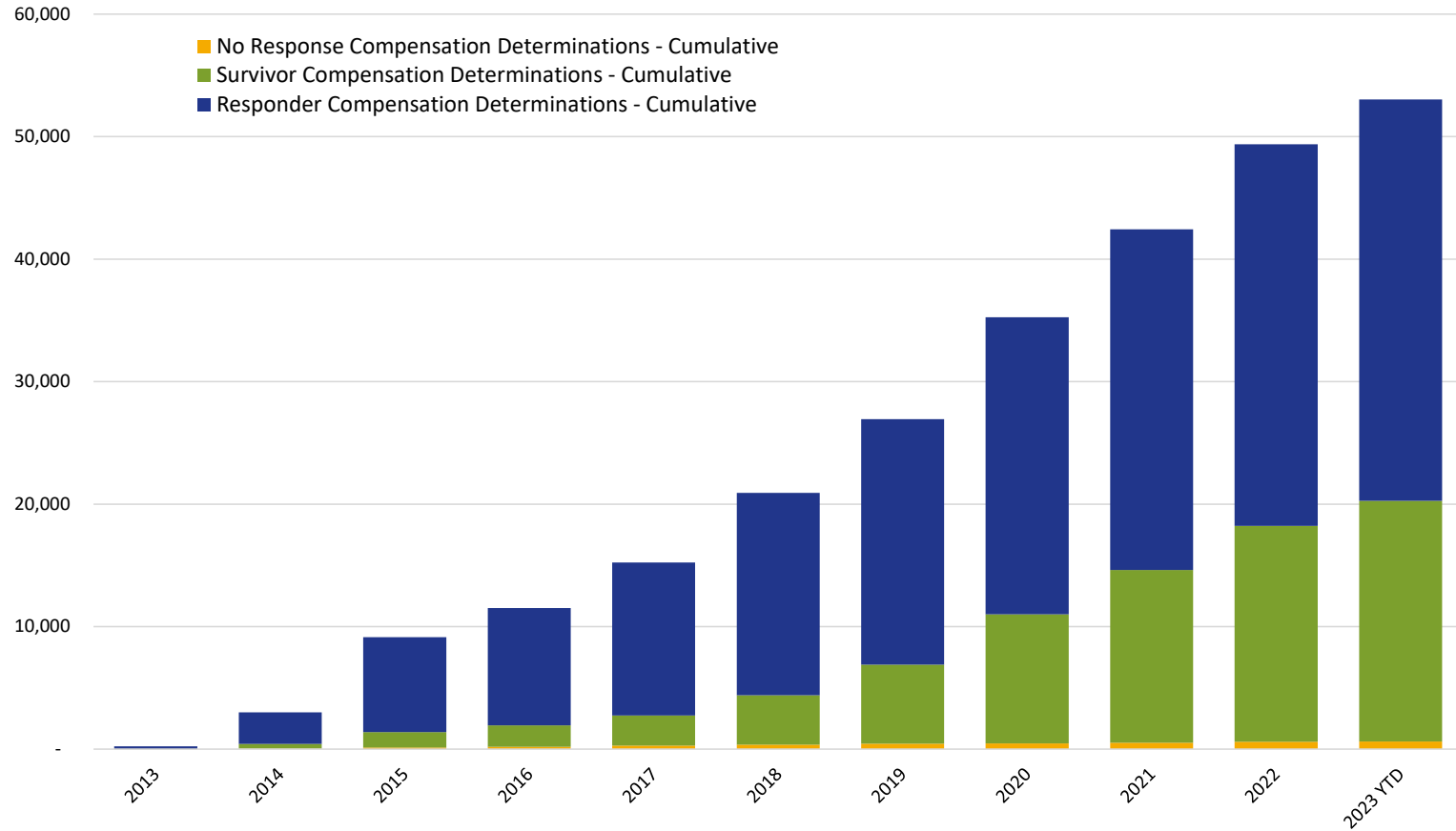
Cumulative Claims with Compensation Determinations Personal Injury & Deceased



	2013	2014	2015	2016	2017	2018	2019	2020	2021	2022	2023 YTD
Personal Injury Compensation Determinations - Cumulative	225	2,998	9,110	11,472	15,056	20,317	25,772	33,452	40,126	46,559	49,819
Deceased Compensation Determinations - Cumulative	-	8	20	54	183	595	1,161	1,812	2,316	2,825	3,220

VCF Program Statistics As of July 31, 2023

Cumulative Claims with Compensation Determinations Responder & Survivor



	2013	2014	2015	2016	2017	2018	2019	2020	2021	2022	2023 YTD
Responder Compensation Determinations - Cumulative	218	2,579	7,738	9,594	12,490	16,511	20,031	24,268	27,826	31,170	32,779
Survivor Compensation Determinations - Cumulative	6	402	1,262	1,739	2,464	4,031	6,460	10,523	14,090	17,621	19,629
No Response Compensation Determinations - Cumulative	1	25	130	193	285	370	442	473	526	593	631